

POP



HONG KONG PUBLIC OPINION PROGRAM

HONG KONG PUBLIC OPINION RESEARCH INSTITUTE

香港民意研究所 之 香港民意研究計劃

Latest Tracking Poll Results

Press Release

March 10, 2020

Contact Information

2

- Date of survey: 27/2-3/3/2020
- Survey method: Random telephone survey conducted by real interviewers
- Target population: Cantonese-speaking Hong Kong residents aged 18+
- Sample size: 1,015 (including 512 landline and 503 mobile samples)
- Effective response rate: 67.1%
- Sampling error: Sampling error of percentages not more than +/-4%, that of net values not more than +/-7% and that of ratings not more than +/-2.5 at 95% conf. level
- Weighting method: Rim-weighted according to figures provided by the Census and Statistics Department. The gender-age distribution of the Hong Kong population came from “Mid-year population for 2018”, while the educational attainment (highest level attended) distribution and economic activity status distribution came from “Women and Men in Hong Kong - Key Statistics (2018 Edition)”.

Survey Topic

3

- Popularity of Chief Executive
- Popularity of Principal Officials

Survey Result - Popularity of Chief Executive

4

● Popularity of Chief Executive

		17-19/2/2020	27/2-3/3/2020	Change	Record
CE Carrie Lam	Rating	18.2	22.6	▲4.4 *	Record high since Oct. 2019
	Vote of confidence	9%	13%	▲4% *	Record high since Feb. 2020
	Vote of no confidence	83%	80%	▼3%	Record low since Oct. 2019
	Net approval rate	-74%	-66%	▲7% *	Record high since Jan. 2020

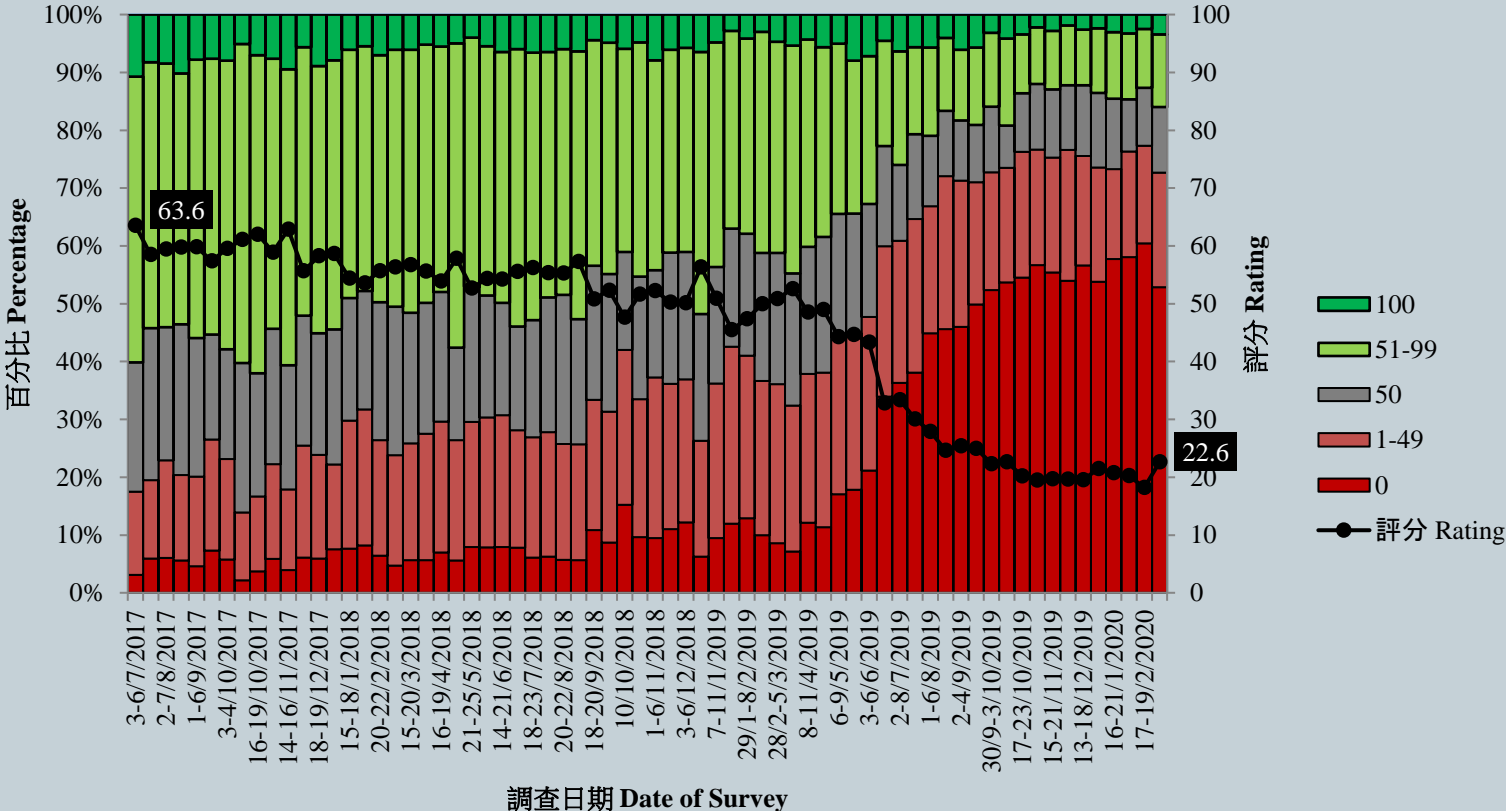
- The latest survey shows that the popularity rating of CE Carrie Lam now stands at 22.6 marks. 53% participants give her 0 rating. Her popularity figures have stopped falling and significantly rebounded from the historical lows registered two weeks ago.

* Significant change

Survey Result - Popularity of Chief Executive

6

特首林鄭月娥評分 (按次計算)
Rating for Chief Executive Carrie Lam (Per Poll)
(7/2017 – 3/2020)



Survey Result - Popularity of Chief Executive

9

- Rating of CE Carrie Lam (Recent ten regular surveys)
- Date of survey: 17/10/2019 - 3/3/2020 (N=10,161)

Age	18 - 29	30 - 49	50 +	Overall
0 rating	77%	60%	46%	56%
1-49 rating	19%	21%	18%	19%
50 rating	3%	9%	15%	11%
51-99 rating	1%	8%	15%	11%
100 rating	<1%	2%	4%	3%
Mean	<u>5.8</u>	<u>16.8</u>	<u>27.3</u>	<u>20.2</u>

Survey Result - Popularity of Chief Executive

10

- Rating of CE Carrie Lam (Recent ten regular surveys)
- Date of survey: 17/10/2019 - 3/3/2020 (N=10,161)

Education level	Primary or below	Secondary	Tertiary or above	Overall
0 rating	38%	55%	66%	56%
1-49 rating	17%	19%	21%	19%
50 rating	18%	13%	5%	11%
51-99 rating	18%	10%	6%	11%
100 rating	6%	2%	1%	3%
Mean	<u>33.5</u>	<u>20.5</u>	<u>12.2</u>	<u>20.2</u>

Survey Topic

11

- Popularity of Chief Executive
- Popularity of Principal Officials

Survey Result - Popularity of Principal Officials

12

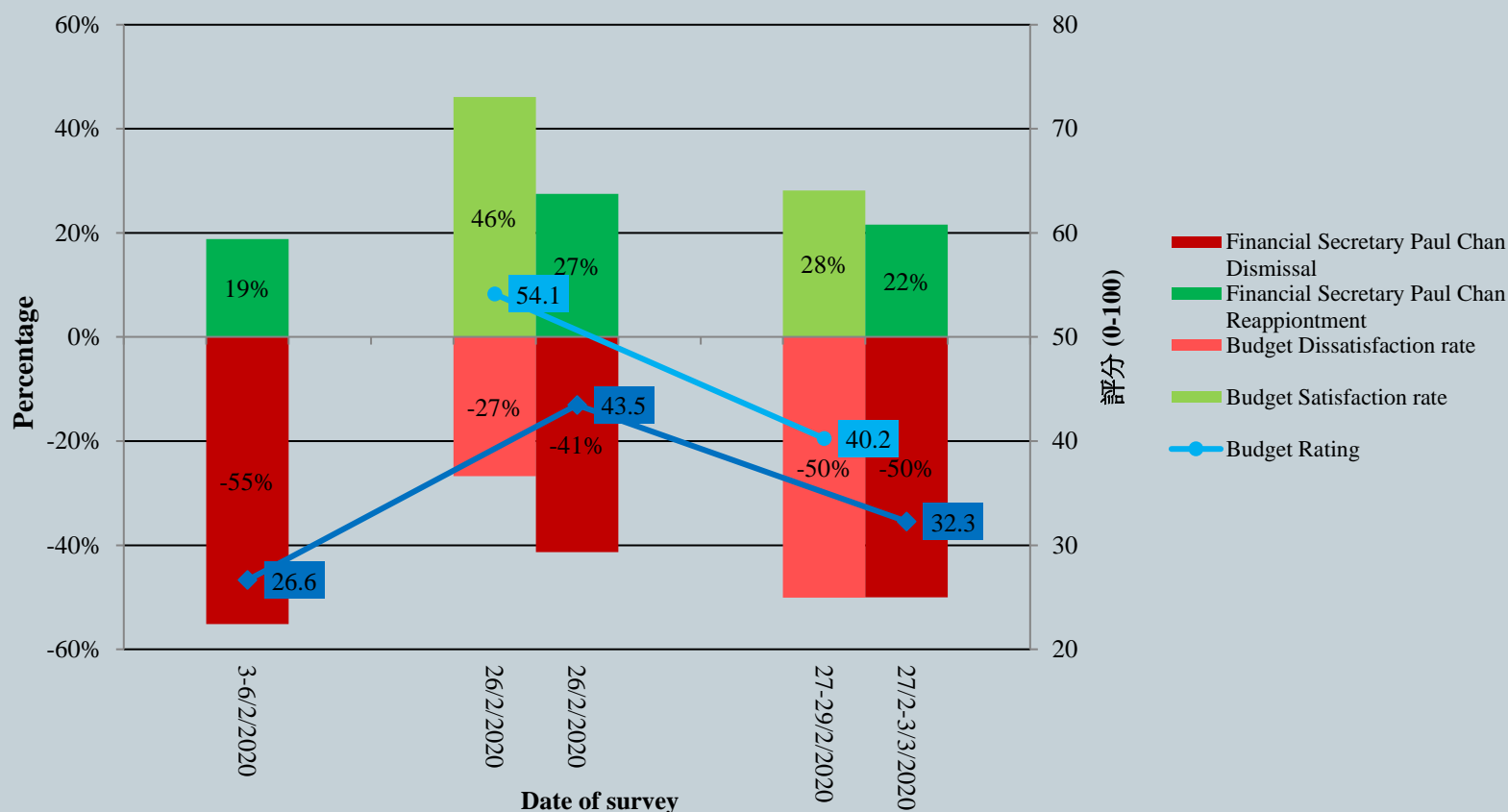
• Secretaries of Departments

		3-6/2/2020	26/2/2020	27/2-3/3/2020	Change	Record
Chief Secretary for Administration Matthew Cheung	Rating	22.9	--	26.1	▲ 3.2 *	Record high since Nov. 2019
	Net approval rate	-47%	--	-42%	▲ 4%	Record high since Jan. 2020
Financial Secretary Paul Chan	Rating	26.6	43.5	32.3	▼ 11.2 *	Record low since Aug. 2019
	Net approval rate	-36%	-14%	-28%	▼ 15% *	Record low since Jun. 2019
Secretary for Justice Teresa Cheng	Rating	15.9	--	16.7	▲ 0.8	Record high since Sept. 2019
	Net approval rate	-61%	--	-64%	▼ 2%	Record low since Jan. 2020

* Significant change

Survey Result - Popularity of Principal Officials

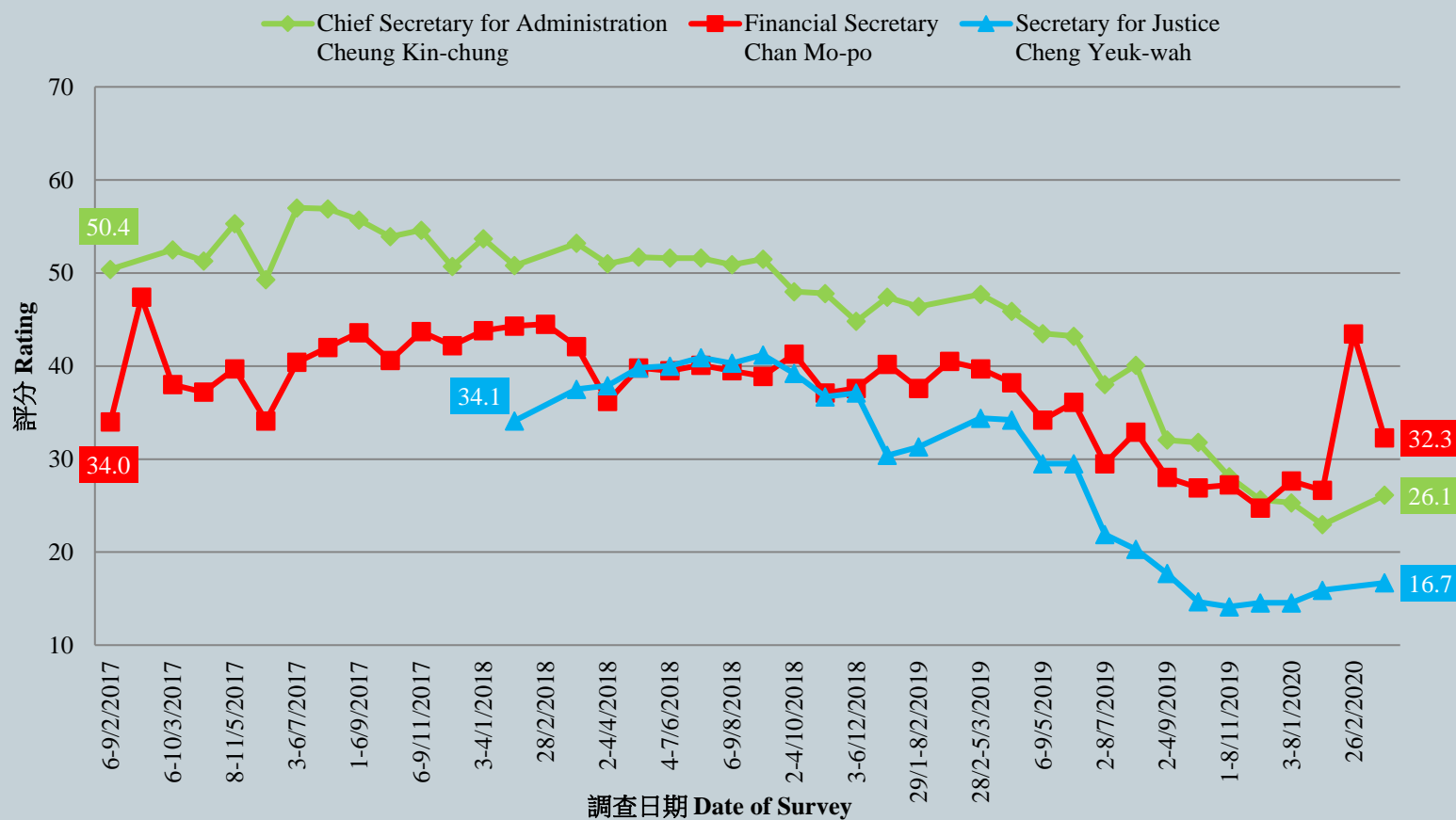
Popularity of Financial Secretary and Satisfaction rate of Budget/Rating



Survey Result - Popularity of Principal Officials

14

各司長評分 - 綜合圖表 (按次計算)
Ratings of Secretaries of Departments Combined (per poll)
 (2/2017 – 3/2020)



Survey Result - Popularity of Principal Officials

15

• Directors of Bureaux - Net approval rate

	3-6/2/2020	27/2-3/3/2020	Change	Record
Secretary for the Environment Wong Kam-sing	-3%	-9%	▼5%	Record low since Nov. 2019
Secretary for Financial Services and the Treasury James Henry Lau Jr	-9%	-9%	--	All-time record low since Jul. 2017
Secretary for Commerce and Economic Development Edward Yau	-18%	-10%	▲8%	Record high since Nov. 2019
Secretary for Development Michael Wong	-15%	-11%	▲5%	Record high since Sept. 2019
Secretary for Labour and Welfare Law Chi Kwong	-16%	-17%	▼1%	Record low since Jan. 2020
Secretary for Innovation and Technology Nicholas Yang	-18%	-19%	▼1%	Record low since Jan. 2020
Secretary for the Civil Service Joshua Law	-20%	-23%	▼3%	Record low since Jan. 2020
Secretary for Transport and Housing Frank Chan	-29%	-25%	▲5%	Record high since Sept. 2019
Secretary for Food and Health Sophia Chan	-35%	-28%	▲7%	Record high since Jan. 2020
Secretary for Education Kevin Yeung	-43%	-34%	▲8%	Record high since Sept. 2019
Secretary for Constitutional and Mainland Affairs Patrick Nip	-29%	-35%	▼6%	Record low since Oct. 2019
Secretary for Home Affairs Lau Kong Wah	-46%	-42%	▲4%	Record high since Sept. 2019
Secretary for Security John Lee	-50%	-54%	▼4%	Record low since Oct. 2019

Survey Result - Popularity of Principal Officials

16

Hypothetical Voting of Directors of Bureau (Net Approval Rate) - Combined Charts

