

POP



HONG KONG PUBLIC OPINION PROGRAM

HONG KONG PUBLIC OPINION RESEARCH INSTITUTE

香港民意研究所 之 香港民意研究計劃

Latest Tracking Poll Results

Press Release

April 7, 2020

Contact Information

2

- Date of survey: 30/3-2/4/2020
- Survey method: Random telephone survey conducted by real interviewers
- Target population: Cantonese-speaking Hong Kong residents aged 18+
- Sample size: 1,005 (including 496 landline and 509 mobile samples)
- Effective response rate: 66.7%
- Sampling error: Sampling error of percentages not more than +/-4%, that of net values not more than +/-6% and that of ratings not more than +/-2.4 at 95% conf. level
- Weighting method: Rim-weighted according to figures provided by the Census and Statistics Department. The gender-age distribution of the Hong Kong population came from “Mid-year population for 2018”, while the educational attainment (highest level attended) distribution and economic activity status distribution came from “Women and Men in Hong Kong - Key Statistics (2018 Edition)”.

Survey Topic

3

- Popularity of Chief Executive
- Popularity of Principal Officials

Survey Result - Popularity of Chief Executive

4

● Popularity of Chief Executive

		17-20/3/2020	30/3-2/4/2020	Change	Record
CE Carrie Lam	Rating	22.3	25.5	▲ 3.2 *	Record high since Aug. 2019
	Vote of confidence	13%	16%	▲ 2%	Record high since Sept. 2019
	Vote of no confidence	77%	75%	▼ 2%	Record low since Sept. 2019
	Net approval rate	-64%	-60%	▲ 4%	Record high since Sept. 2019

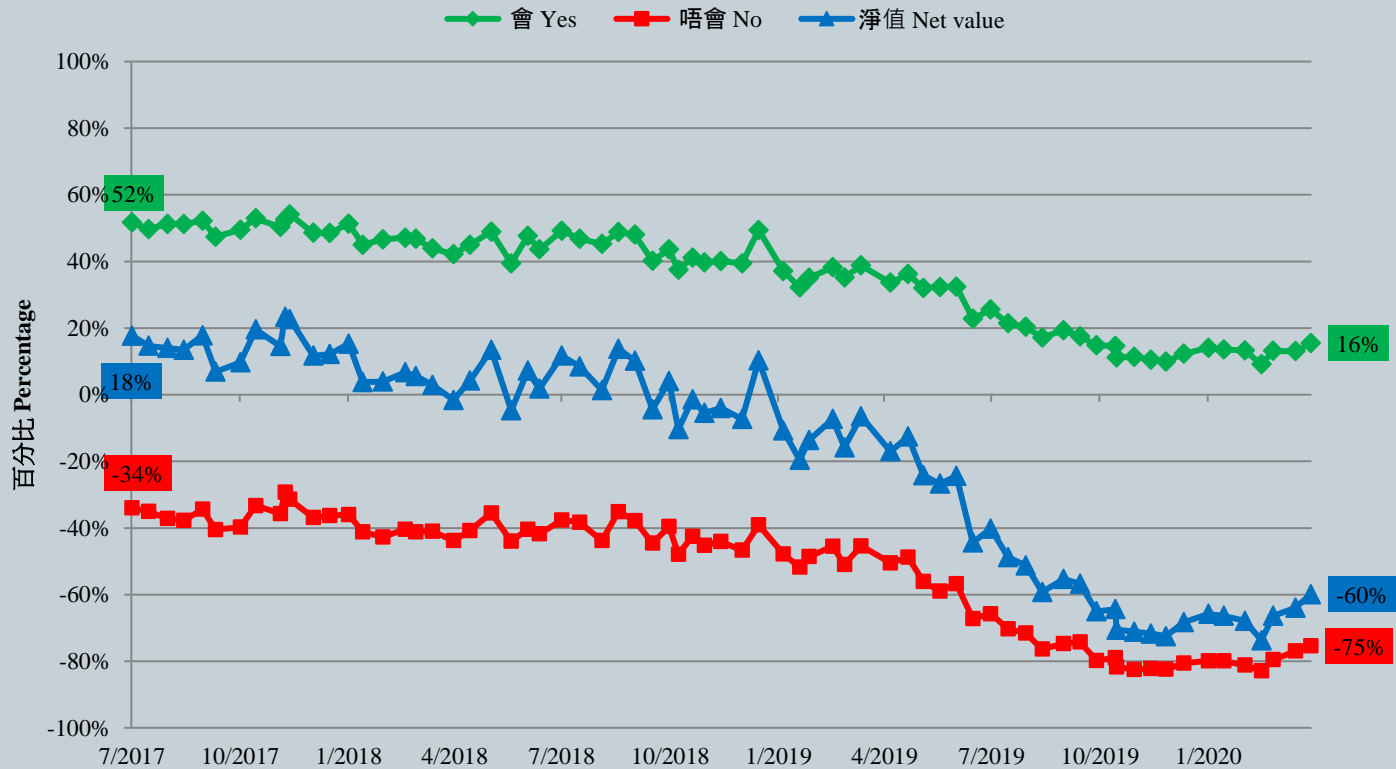
- The latest survey shows that the popularity rating of CE Carrie Lam has significantly increased by 3.2 marks since two weeks ago to 25.5. 48% participants give her 0 rating. Her approval rate is 16%, disapproval rate 75%, giving a net popularity of negative 60 percentage points.

* Significant change

Survey Result - Popularity of Chief Executive

5

市民對林鄭月娥出任特首的假設投票結果 (按次計算)
Hypothetical Voting for Carrie Lam as the Chief Executive (Per Poll)
(7/2017 – 4/2020)

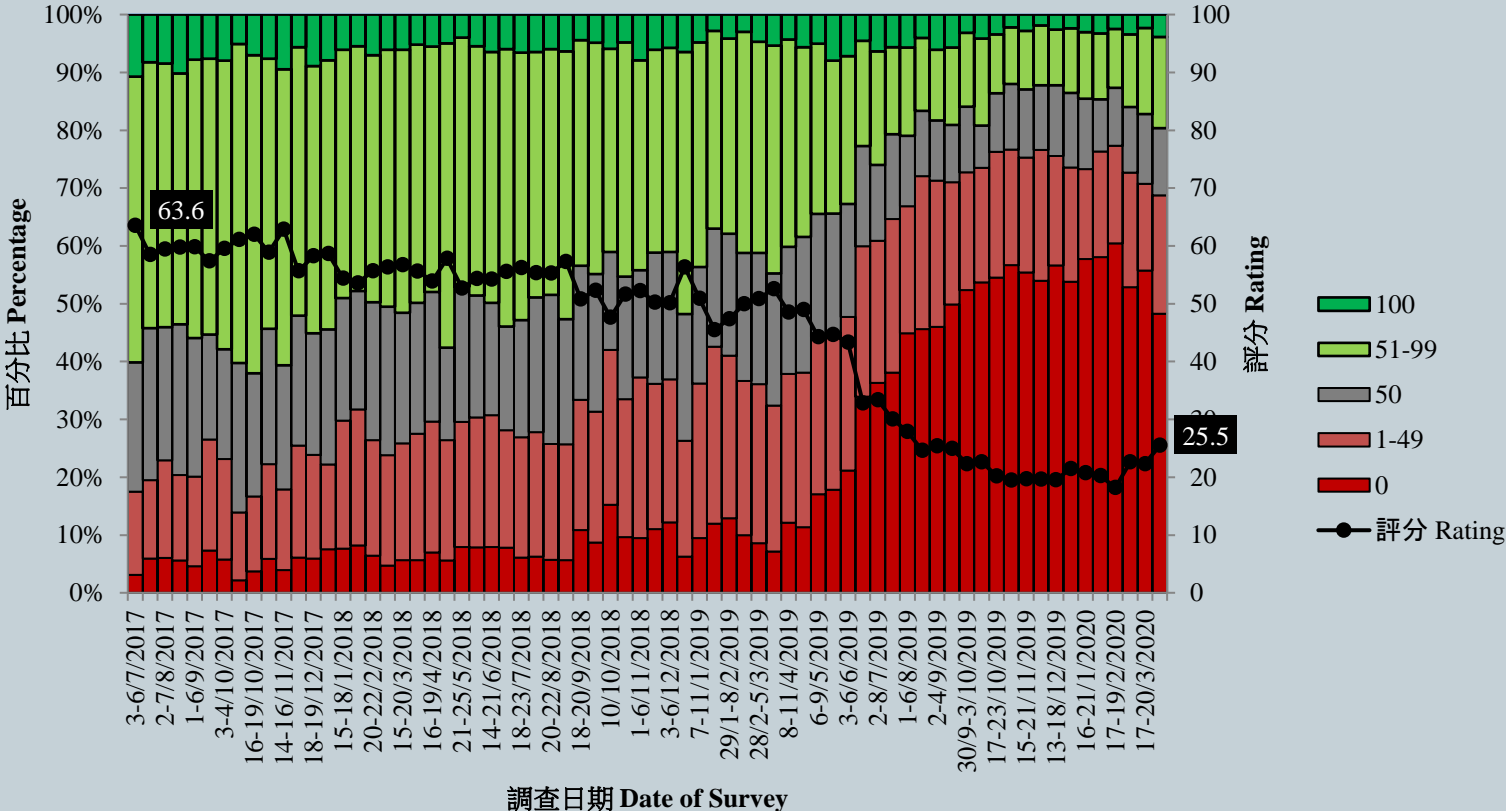


『唔會』百分比以負向表示。
Percentage of 'No' is presented as negative

Survey Result - Popularity of Chief Executive

6

特首林鄭月娥評分 (按次計算)
 Rating for Chief Executive Carrie Lam (Per Poll)
 (7/2017 – 4/2020)



Survey Result - Popularity of Chief Executive

9

- Rating of CE Carrie Lam (Recent ten regular surveys)
- Date of survey: 15/11/2019 - 2/4/2020 (N=10,116)

Age	18 - 29	30 - 49	50 +	Overall
0 rating	78%	60%	44%	55%
1-49 rating	18%	19%	18%	19%
50 rating	2%	9%	16%	11%
51-99 rating	1%	9%	17%	12%
100 rating	<1%	2%	4%	3%
Mean	<u>5.4</u>	<u>17.2</u>	<u>28.7</u>	<u>21.0</u>

Survey Result - Popularity of Chief Executive

10

- Rating of CE Carrie Lam (Recent ten regular surveys)
- Date of survey: 15/11/2019 - 2/4/2020 (N=10,116)

Education level	Primary or below	Secondary	Tertiary or above	Overall
0 rating	34%	55%	67%	55%
1-49 rating	18%	18%	20%	19%
50 rating	19%	13%	5%	11%
51-99 rating	20%	11%	7%	12%
100 rating	6%	2%	1%	3%
Mean	<u>35.1</u>	<u>21.2</u>	<u>12.5</u>	<u>21.0</u>

Survey Topic

11

- Popularity of Chief Executive
- Popularity of Principal Officials

Survey Result - Popularity of Principal Officials

12

• Secretaries of Departments

		27/2-3/3/2020	30/3-2/4/2020	Change	Record
Chief Secretary for Administration Matthew Cheung	Rating	26.1	29.5	▲ 3.3 *	Record high since Sept. 2019
	Net approval rate	-42%	-34%	▲ 9% *	Record high since Nov. 2019
Financial Secretary Paul Chan	Rating	32.3	32.4	▲ 0.1	Record high since Feb. 2020
	Net approval rate	-28%	-26%	▲ 3%	Record high since Feb. 2020
Secretary for Justice Teresa Cheng	Rating	16.7	18.7	▲ 2.0	Record high since Aug. 2019
	Net approval rate	-64%	-63%	▲ 1%	Record high since Feb. 2020

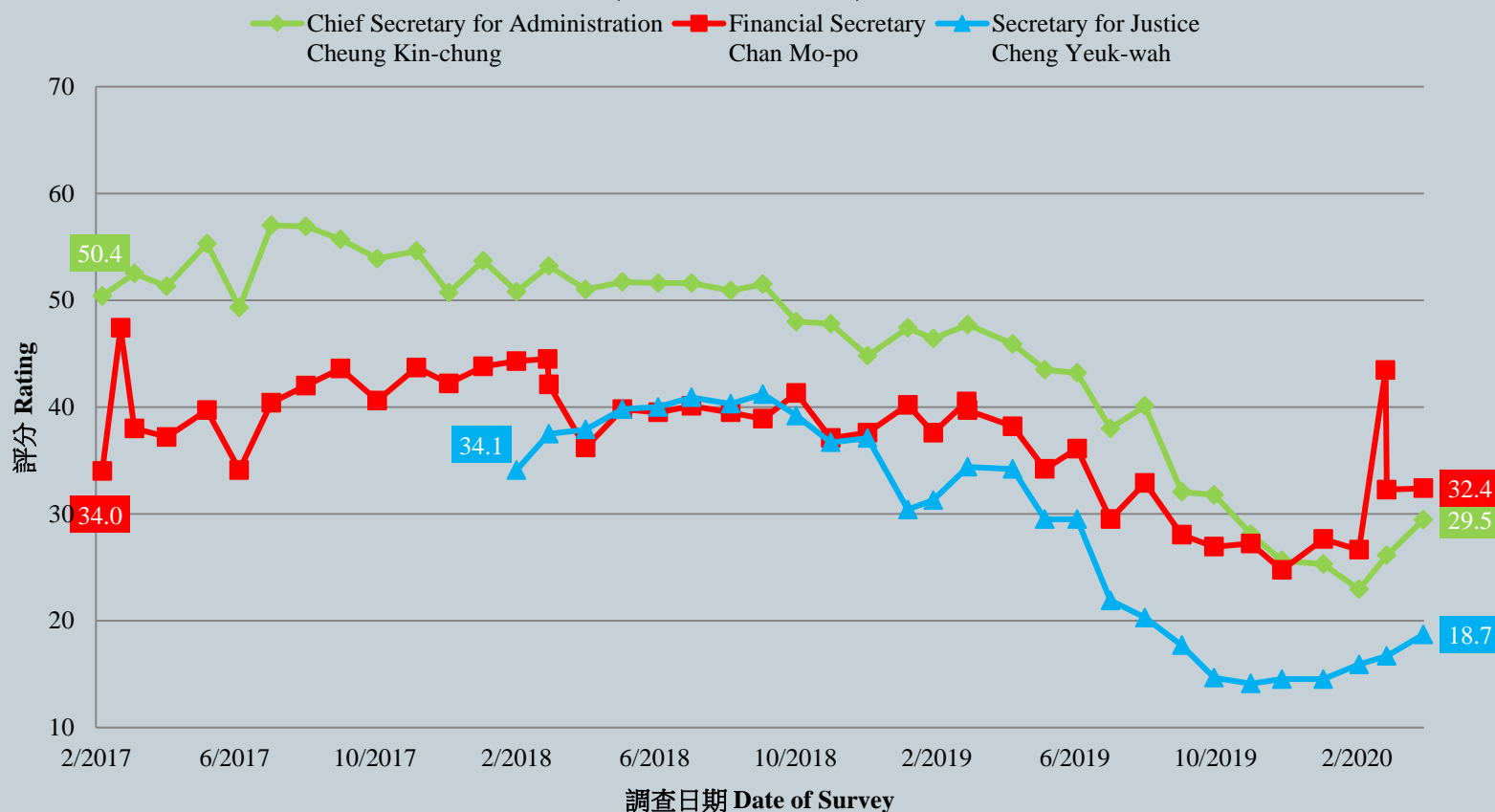
* Significant change

Survey Result - Popularity of Principal Officials

13

各司長評分 - 綜合圖表 (按次計算)

Ratings of Secretaries of Departments Combined (per poll)
(2/2017 – 4/2020)



Survey Result - Popularity of Principal Officials

14

• Directors of Bureaux - Net approval rate

	27/2-3/3/2020	30/3-2/4/2020	Change	Record
Secretary for the Environment Wong Kam-sing	-9%	-5%	▲4%	Record high since Feb. 2020
Secretary for Financial Services and the Treasury James Henry Lau Jr	-9%	-8%	▲1%	Record high since Jan. 2020
Secretary for Commerce and Economic Development Edward Yau	-10%	-9%	--	Record high since Nov. 2019
Secretary for Development Michael Wong	-11%	-10%	▲1%	Record high since Sept. 2019
Secretary for Labour and Welfare Law Chi Kwong	-17%	-11%	▲6%	Record high since Sept. 2019
Secretary for Constitutional and Mainland Affairs Patrick Nip	-35%	-14%	▲20% *	Record high since Aug. 2019
Secretary for the Civil Service Joshua Law	-23%	-15%	▲9% *	Record high since Sept. 2019
Secretary for Transport and Housing Frank Chan	-25%	-18%	▲7%	Record high since Aug. 2019
Secretary for Food and Health Sophia Chan	-28%	-21%	▲7%	Record high since Oct. 2019
Secretary for Innovation and Technology Nicholas Yang	-19%	-22%	▼3%	All-time record low since Jan. 2016
Secretary for Home Affairs Lau Kong Wah	-42%	-32%	▲10% *	Record high since Aug. 2019
Secretary for Education Kevin Yeung	-34%	-36%	▼1%	Record low since Feb. 2020
Secretary for Security John Lee	-54%	-41%	▲14% *	Record high since Aug. 2019

* Significant change

Survey Result - Popularity of Principal Officials

Hypothetical Voting of Directors of Bureau (Net Approval Rate) - Combined Charts

