

POP



HONG KONG PUBLIC OPINION PROGRAM

HONG KONG PUBLIC OPINION RESEARCH INSTITUTE

香港民意研究所 之 香港民意研究計劃

Latest Tracking Poll Results

Press Release

April 15, 2020

Contact Information

2

	Naming stage of Legislative Councillors and Budget second follow-up survey	Rating stage of Legislative Councillors
Date of survey	30-31/3/2020	1-2/4/2020
Survey method	Random telephone survey conducted by real interviewers	
Target population	Cantonese-speaking Hong Kong residents aged 18+	
Sample size	509 (including 252 landline and 257 mobile samples)	500 (including 247 landline and 253 mobile samples)
Effective response	67.7%	68.1%
Sampling error	Sampling error of percentages not more than +/-4%, that of net values not more than +/-8% and that of ratings not more than +/-3.3 at 95% conf. level	
Weighting method	Rim-weighted according to figures provided by the Census and Statistics Department. The gender-age distribution of the Hong Kong population came from “Mid-year population for 2018”, while the educational attainment (highest level attended) distribution and economic activity status distribution came from “Women and Men in Hong Kong - Key Statistics (2018 Edition)”.	

Survey Topic

3

- **Budget Second Follow-up Survey**
 - Appraisal of Budget
 - Government's strategy in monetary arrangement
 - Hong Kong's tax system and distribution of wealth
 - Support for the Legislative Council passing the Budget
- **Popularity of Legislative Councillors**
 - Five Legislative Councillors - Naming
 - Five Legislative Councillors - Rating

Survey Result - Budget Second Follow-up Survey

4

● Appraisal of Budget

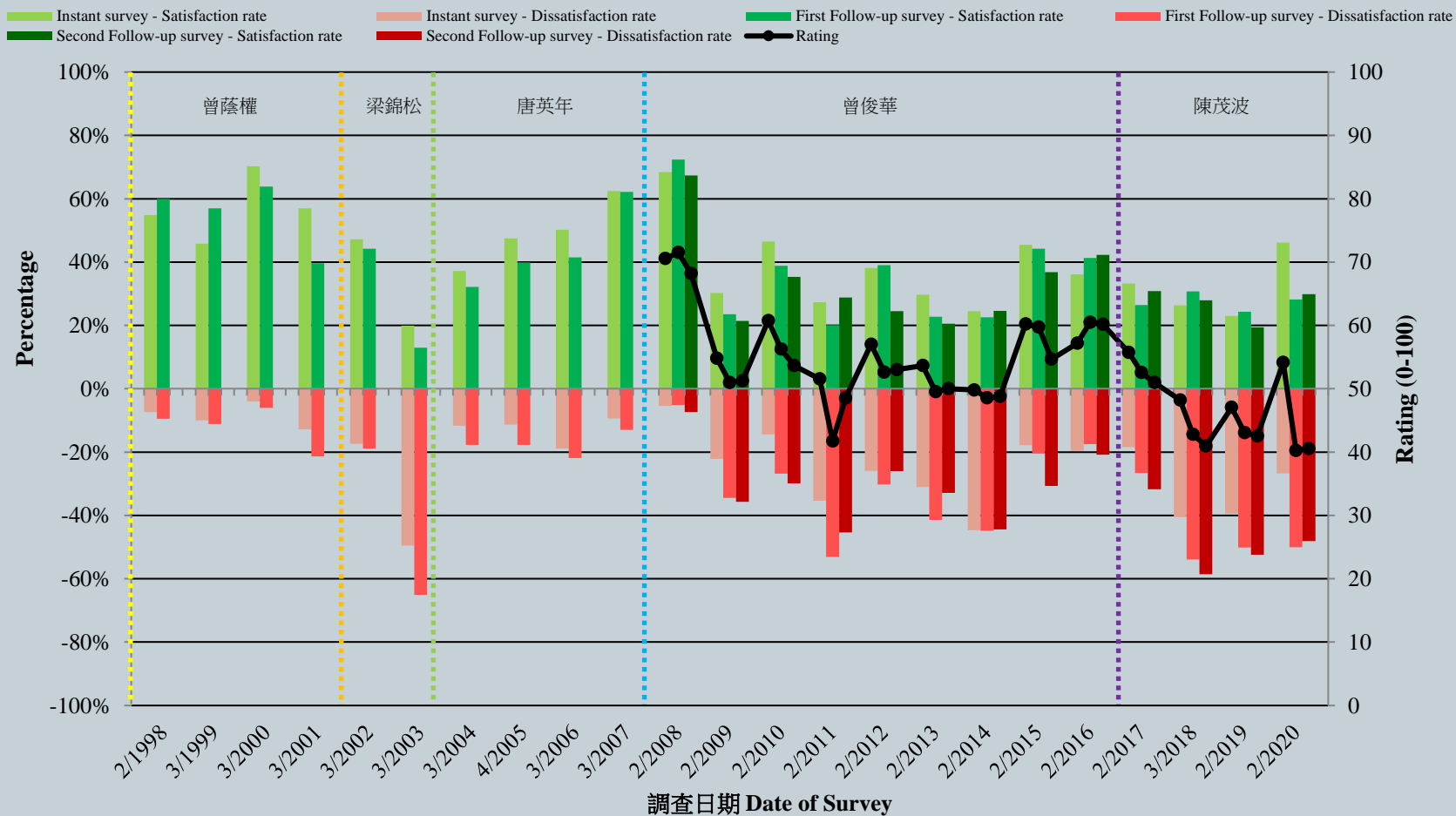
		27-28/2/2020	30-31/3/2020	Change	Record (Instant and all follow-up surveys)
Budget	Satisfaction rate	28%	30%	▲ 2%	Record high since Feb. 2020
	Dissatisfaction rate	50%	48%	▼ 2%	Record low since Feb. 2020
	Net satisfaction rate	-22%	-18%	▲ 4%	Record high since Feb. 2020
	Mean value	40.2	40.6	▲ 0.3	Record high since Feb. 2020

- The second follow-up survey conducted in late March reveals that the latest satisfaction rate of the Budget stands at 30%, dissatisfaction rate 48%, thus a net satisfaction rate of negative 18 percentage points. The mean score is 2.6, meaning between “half-half” and “quite dissatisfied” in general. The satisfaction rating stands at 40.6 marks. These figures are similar to the results of the first follow-up survey conducted in late February.

Survey Result - Budget Second Follow-up Survey

5

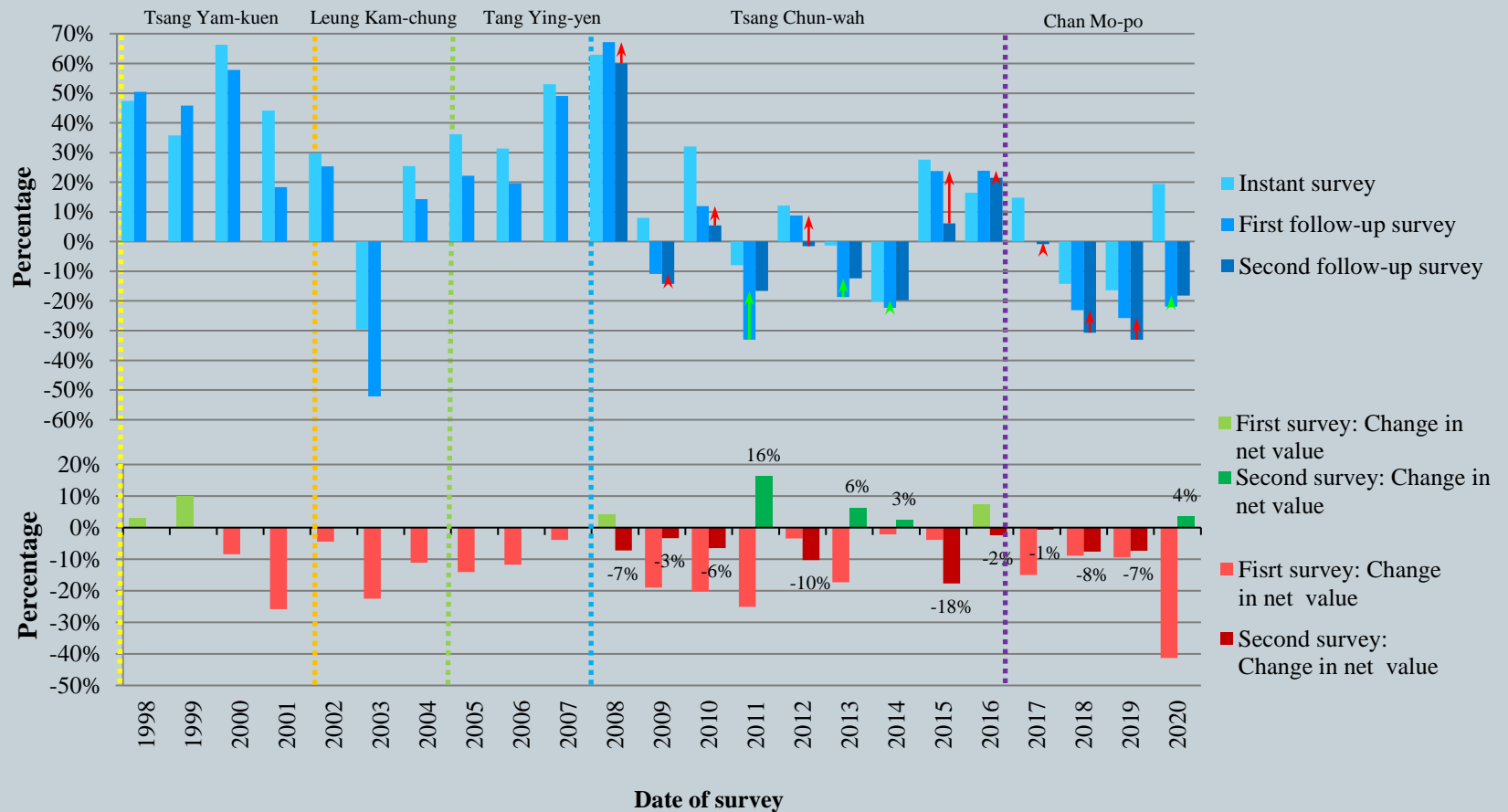
Satisfaction rate of the Budget/ Rating



Survey Result - Budget Second Follow-up Survey

6

Net satisfaction rate of the Budget



Survey Result - Budget Second Follow-up Survey

7

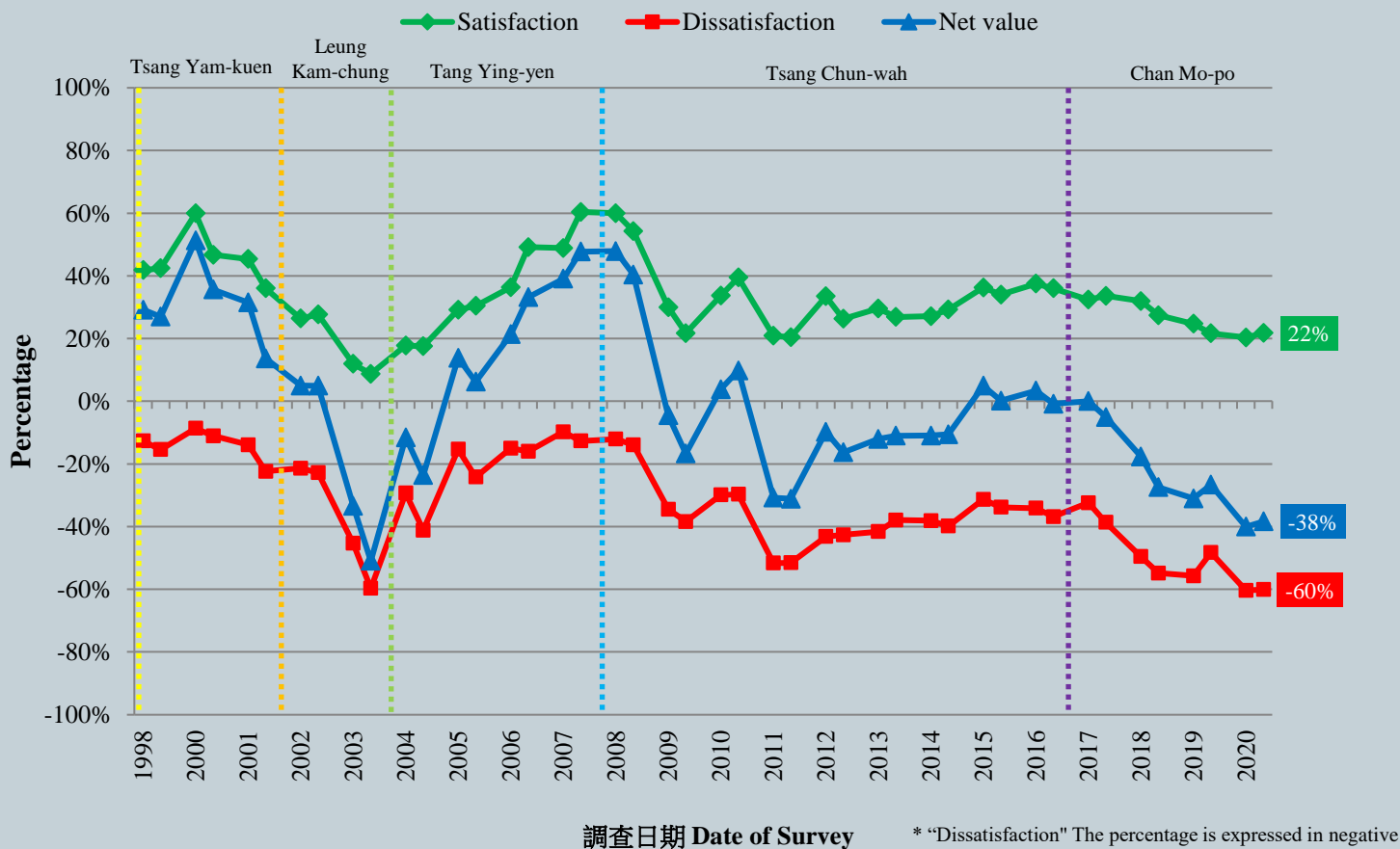
● Government's strategy in monetary arrangement

	27-28/2/2020	30-31/3/2020	Change	Record (All follow-up surveys)
Satisfaction rate	20%	22%	▲ 1%	Record high since Mar. 2019
Dissatisfaction rate	60%	60%	--	Record low since Mar. 2019
Net satisfaction rate	-40%	-38%	▲ 2%	Record high since Mar. 2019
Mean value	2.2	2.2	▲ 0.1	Record high since Mar. 2019

- 22% were satisfied with the government's strategy in monetary arrangement, whereas 60% were dissatisfied, thus net satisfaction stands at negative 38 percentage points. The mean value is 2.2, which is close to "quite dissatisfied" in general.
- The figures above also have not changed much since the first follow-up survey conducted in late February.

Survey Result - Budget Second Follow-up Survey

People satisfaction of Government's strategy in monetary arrangement (per poll)



Survey Result - Budget Second Follow-up Survey

9

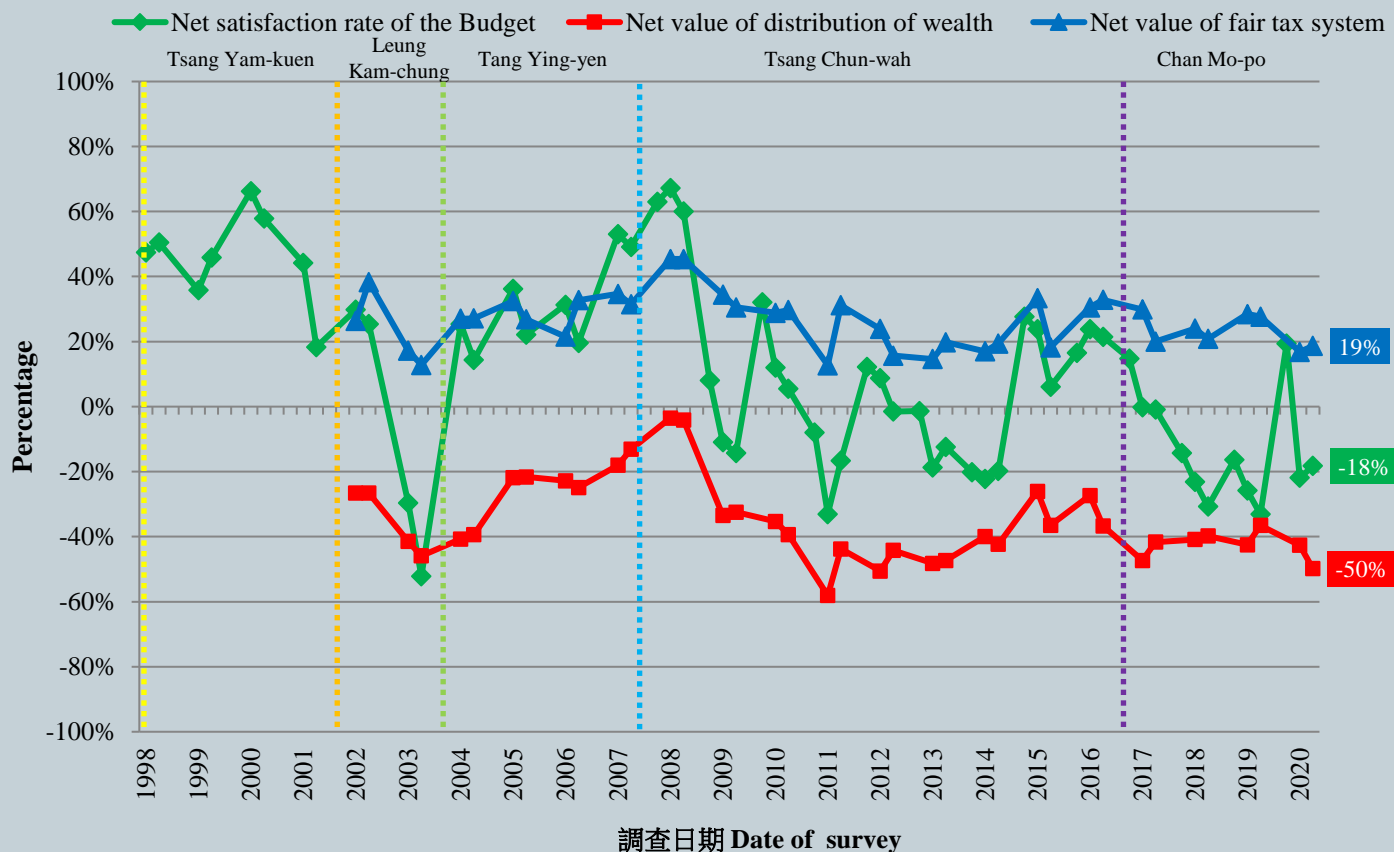
● Hong Kong's tax system and distribution of wealth

		27-28/2/2020	30-31/3/2020	Change	Record (All follow-up surveys)
Tax system	Fair	52%	54%	▲2%	Record high since Mar. 2019
	Unfair	35%	35%	--	Record high since Mar. 2015
	Net value	17%	19%	▲2%	Record high since Mar. 2019
Distribution of wealth	Reasonable	24%	21%	▼3%	Record low since Feb. 2017
	Unreasonable	67%	71%	▲4%	Record high since Feb. 2011
	Net value	-43%	-50%	▼7%	Record low since Feb. 2012

- With respect to Hong Kong's tax system, 54% considered it fair, whilst 35% thought it was unfair. Last of all, 21% perceived the distribution of wealth in Hong Kong reasonable, as contrast to 71% who regarded it unreasonable.
- The figures above also have not changed much since the first follow-up survey conducted in late February.

Survey Result - Budget Second Follow-up Survey

Net values for Budget, Hong Kong tax system and distribution of wealth (per poll)

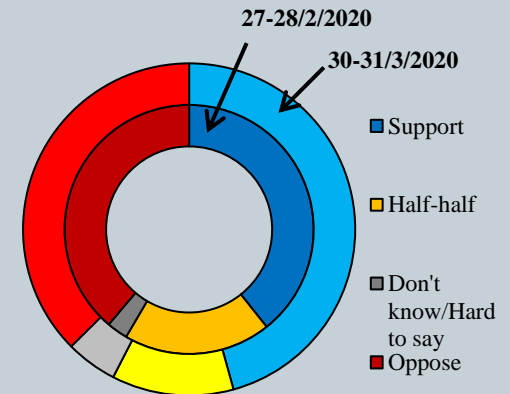


Survey Result - Budget Second Follow-up Survey

11

- Question: How much do you support or oppose the Legislative Council passing the Budget?

	27-28/2/2020		30-31/3/2020	
Strongly support	16%	39%	20%	46% (▲6%*)
Support	23%		25%	
Half-half	19%		12%	
Oppose	15%	39%	15%	37% (▼1%)
Strongly oppose	24%		22%	
Don't know/Hard to say	3%		5%	
Net value	<1%		8% (▲8%)	



* Significant change

Survey Topic

12

- **Budget Second Follow-up Survey**
 - Appraisal of Budget
 - Government's strategy in monetary arrangement
 - Hong Kong's tax system and distribution of wealth
 - Support for the Legislative Council passing the Budget
- **Popularity of Legislative Councillors**
 - Five Legislative Councillors - Naming
 - Five Legislative Councillors - Rating

Survey Result - Popularity of Legislative Councillors

13

• Five legislative councillors - Naming

Rank	Legislative Councillors	3-6/1/2020	30-31/3/2020	Change	Change in rank
1	Roy Kwong	23%	21%	▼2%	--
2	Alvin Yeung	20%	20%	--	▲1
3	Eddie Chu	20%	20%	--	▲1
4	Claudia Mo	21%	15%	▼6% *	▼2
5	Starry Lee	8%	15%	▲7% *	▲10
6	Jeremy Tam	10%	13%	▲2%	▲5

- In the naming survey, respondents could name, unprompted, up to 10 councillors whom they knew best. Roy Kwong, Starry Lee, Alvin Yeung, Claudia Mo, Jeremy Tam and Eddie Chu were the top 6 councillors mentioned most frequently, they therefore entered the rating survey.

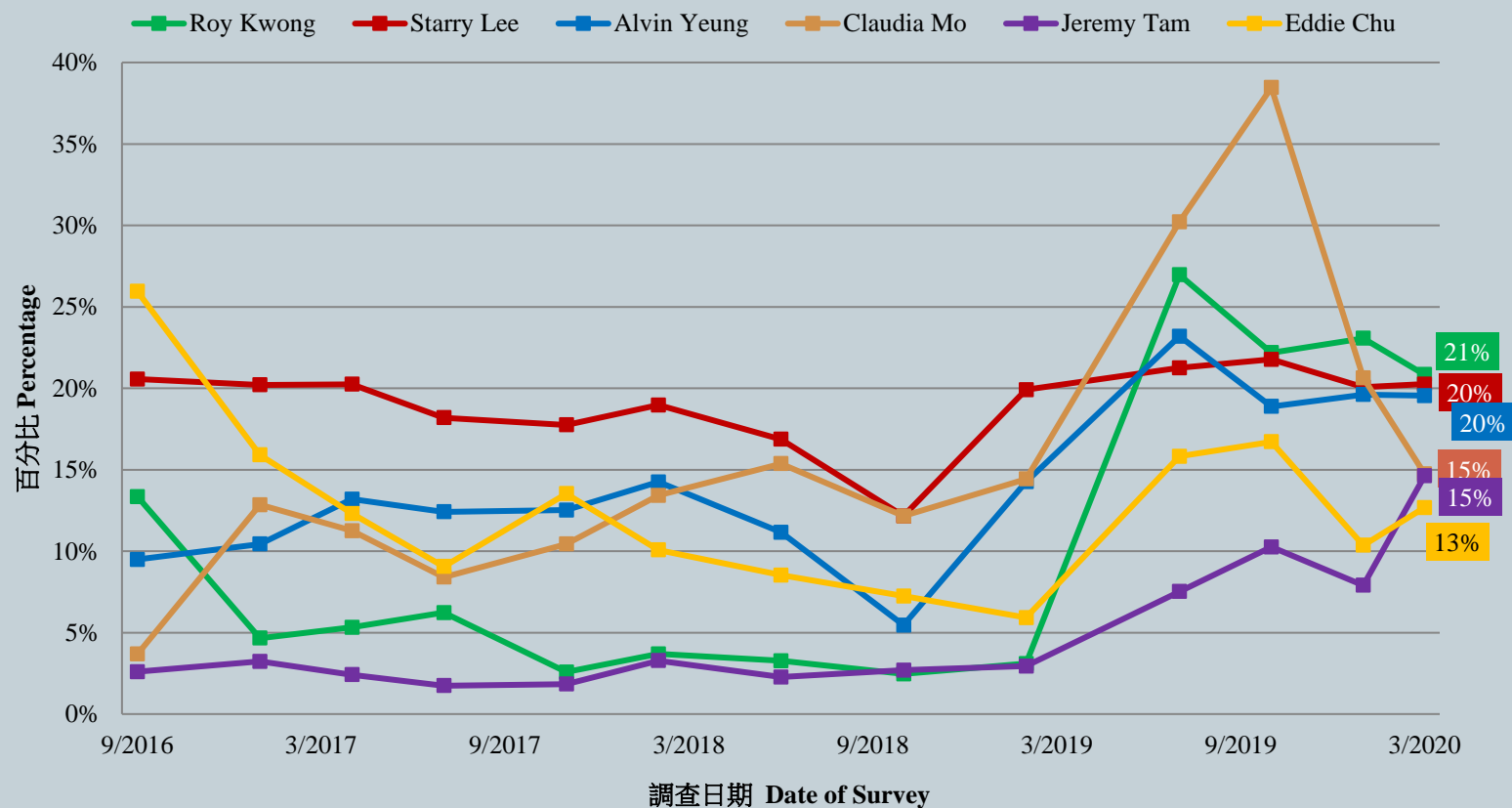
* Significant change

Survey Result - Popularity of Legislative Councillors

14

各立法會議員提名 - 綜合圖表 (按次計算)

Naming rates of Legislative Councillors - Combined (per poll)



Survey Result - Popularity of Legislative Councillors

15

● Five legislative councillors - Rating

	7-8/1/2020	1-2/4/2020	Change	Record
Roy Kwong	64.3	60.4	▼3.8	Record low since Oct. 2019
Alvin Yeung	56.7	53.5	▼3.3	Record low since Mar. 2019
Eddie Chu	--	52.6	--	Record high since Jan. 2017
Claudia Mo	54.0	50.5	▼3.6	Record low since Oct. 2019
Starry Lee	28.6	32.8	▲4.2 *	Record high since Jul. 2019
Jeremy Tam	--	56.1	--	New record

- Jeremy Tam obtained a rating of 56.1 marks, but was dropped due to his relatively low recognition rate. Meanwhile, the rating of Eddie Chu who re-enters the list has registered a record high since January 2017.

* Significant change

Survey Result - Popularity of Legislative Councillors

各立法會議員評分 - 綜合圖表 (按次計算)
Ratings of Legislative Councillors – Combined (per poll)

