

POP



HONG KONG PUBLIC OPINION PROGRAM

HONG KONG PUBLIC OPINION RESEARCH INSTITUTE

香港民意研究所 之 香港民意研究計劃

Latest Tracking Poll Results

Press Release

May 8, 2020

Contact Information

2

- Date of survey: 14-17/4/2020
- Survey method: Random telephone survey conducted by real interviewers
- Target population: Cantonese-speaking Hong Kong residents aged 18+
- Sample size: 1005 (including 505 landline and 500 mobile samples)
- Effective response: 64.5%
- Sampling error: Sampling error of ratings not more than ± 2.4 at 95% conf. level
- Weighting method: Rim-weighted according to figures provided by the Census and Statistics Department. The gender-age distribution of the Hong Kong population came from “Mid-year population for 2018”, while the educational attainment (highest level attended) distribution and economic activity status distribution came from “Women and Men in Hong Kong - Key Statistics (2018 Edition)”.

Survey Topic

3

• Social indicators

- **Core indicators**
- Degree of freedom
- Degree of prosperity
- Degree of democracy
- Compliance with the rule of law
- Degree of stability
- **Non-core indicators**
- Degree of civilization
- Degree of social welfare sufficiency
- Degree of efficiency
- Degree of public order
- Degree of corruption-free practices
- Degree of equality
- Degree of fairness

• Freedom indicators

- Freedom of religious belief
- Freedom to enter or leave Hong Kong
- Freedom to engage in artistic and literary creation
- Freedom to engage in academic research
- Freedom of speech
- Freedom of publication
- Freedom of press
- Freedom of association
- Freedom to strike
- Freedom of procession and demonstration

• Rule of law indicators

- Impartiality of the courts
- Fairness of the judicial system
- Support rating of Geoffrey Ma

Survey Result – Social indicators

4

• Five core social indicators

	16-19/9/2019	14-17/4/2020	Change	Record
Degree of freedom	6.0	5.6	▼0.4 *	All-time record low since Jun. 1997
Degree of prosperity	5.9	5.4	▼0.4 *	Record low since Jul. 2003
Degree of democracy	4.5	4.6	▲0.1	Record high since May 2019
Compliance with the rule of law	4.4	4.5	--	Record high since May 2019
Degree of stability	4.1	4.4	▲0.4 *	Record high since May 2019

- Compared with the survey in mid-September last year, ratings of “freedom” and “prosperity” have dropped significantly, with the former registering all-time low since records began in 1997 and the latter registering a record low since July 2003, while the rating of “stability” has significantly rebounded.

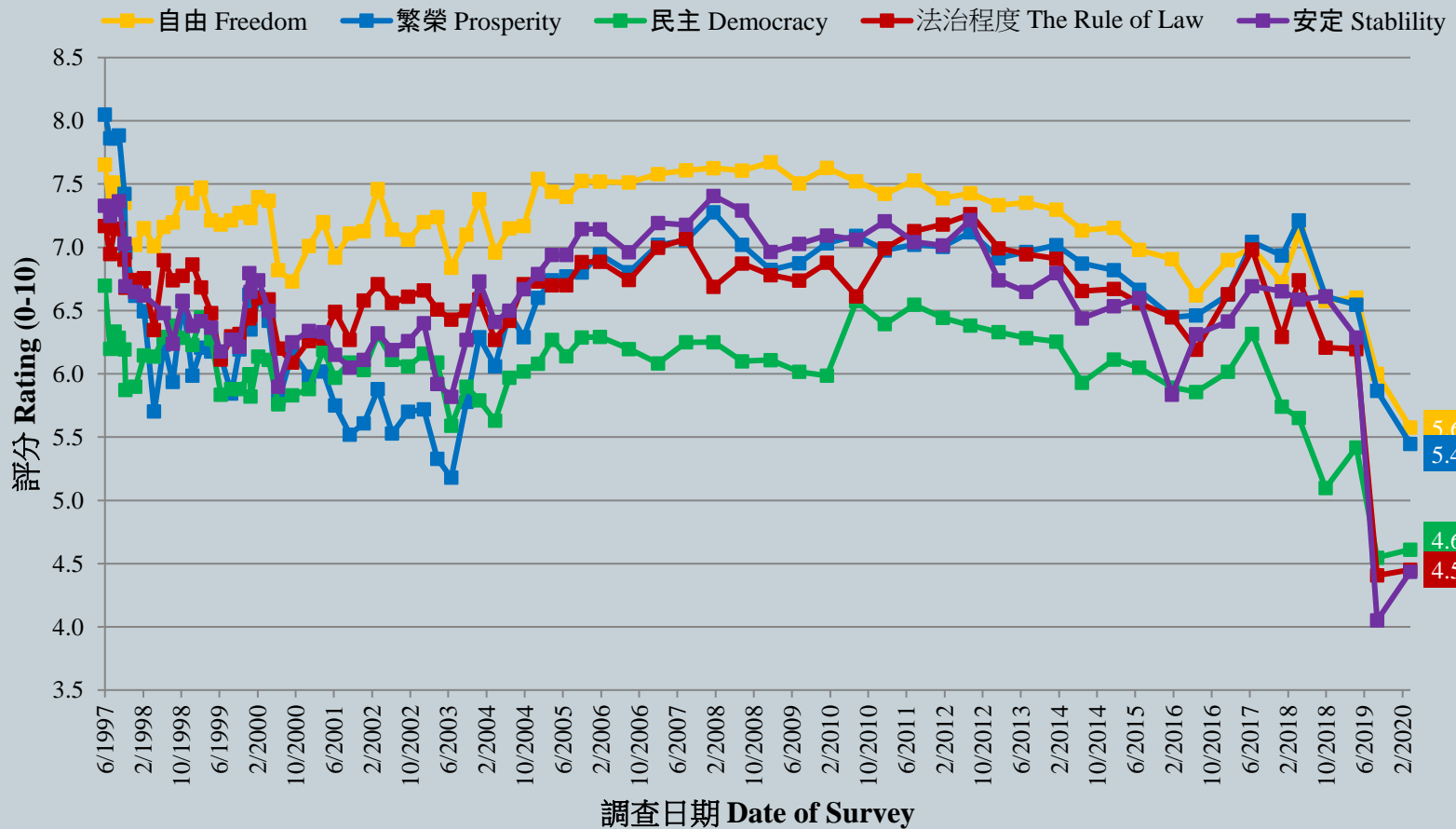
* Significant change

Survey Result – Social indicators

5

核心社會指標走勢圖表 (按次計算)

Trend of Core Social Indicators Chart (Per Poll)



Survey Result – Social indicators

6

● Seven non-core social indicators

	16-19/9/2019	14-17/4/2020	Change	Record
Degree of civilization	5.7	6.0	▲0.3 *	Record high since May 2019
Degree of social welfare sufficiency	5.5	5.6	--	Record high since May 2019
Degree of efficiency	5.9	5.3	▼0.6 *	All-time record low since Jun. 1997
Degree of public order	4.6	5.1	▲0.6 *	Record high since May 2019
Degree of Corruption-free practices	5.1	5.0	▼0.1	All-time record low since Jun. 1997
Degree of equality	4.7	4.9	▲0.2	Record high since May 2019
Degree of fairness	4.2	4.8	▲0.6 *	Record high since May 2019

- Compared with the previous survey, ratings of “fairness”, “public order” and “civilization” have increased significantly, while that of “efficiency” has dropped significantly. Ratings of “efficiency” and “corruption-free practices” have both registered all-time lows since records began in 1997.

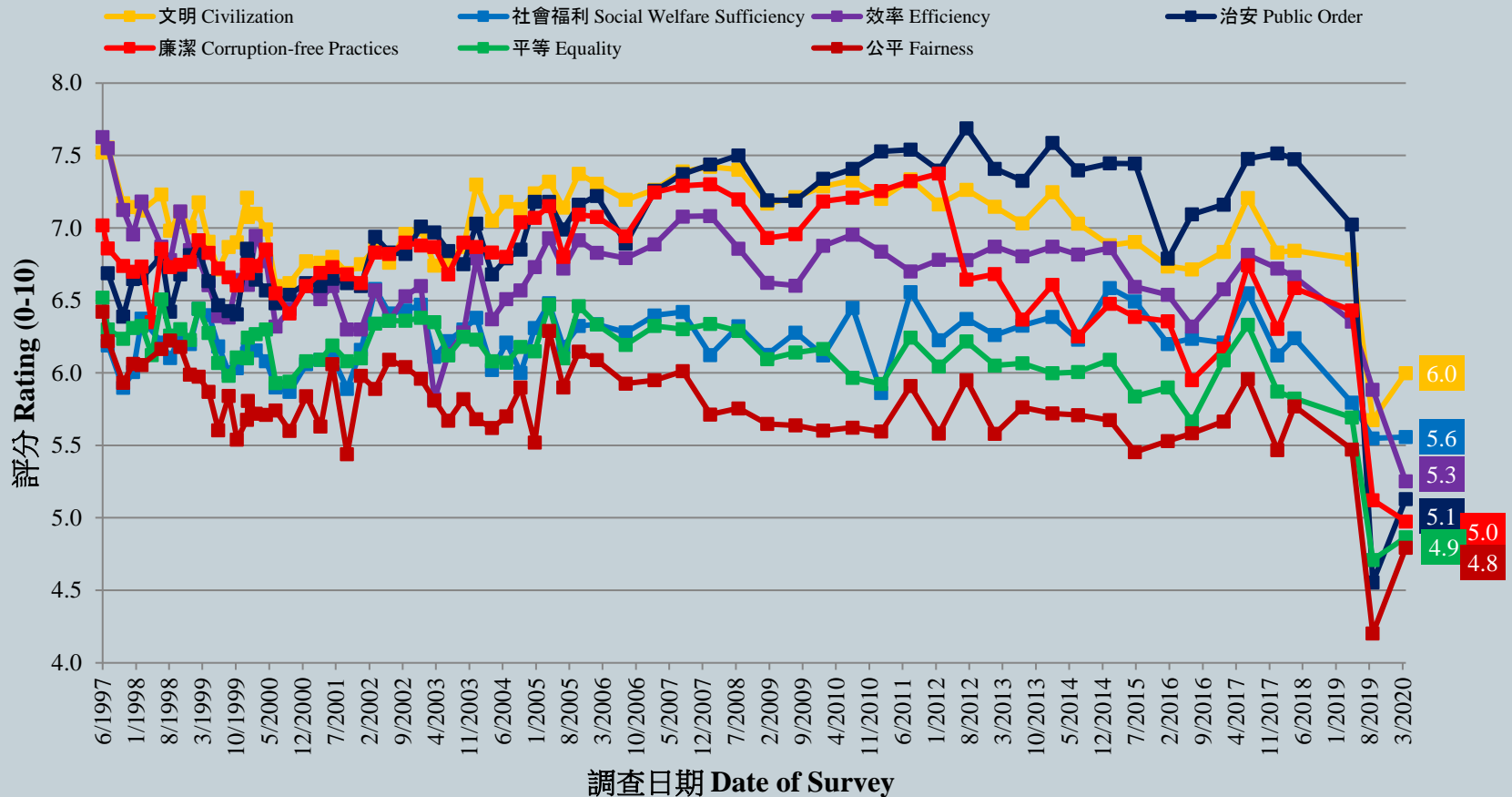
* Significant change

Survey Result – Social indicators

7

非核心社會指標走勢圖表 (按次計算)

Trend of Non-Core Social Indicators Chart (Per Poll)



Survey Topic

8

• Social indicators

- **Core indicators**
- Degree of freedom
- Degree of prosperity
- Degree of democracy
- Compliance with the rule of law
- Degree of stability
- **Non-core indicators**
- Degree of civilization
- Degree of social welfare sufficiency
- Degree of efficiency
- Degree of public order
- Degree of corruption-free practices
- Degree of equality
- Degree of fairness

• Freedom indicators

- Freedom of religious belief
- Freedom to enter or leave Hong Kong
- Freedom to engage in artistic and literary creation
- Freedom to engage in academic research
- Freedom of speech
- Freedom of publication
- Freedom of press
- Freedom of association
- Freedom to strike
- Freedom of procession and demonstration

• Rule of law indicators

- Impartiality of the courts
- Fairness of the judicial system
- Support rating of Geoffrey Ma

Survey Result – Freedom indicators

9

- **Ten freedom sub-indicators**

	16-19/9/2019	14-17/4/2020	Change	Record
Degree of freedom (repeated listing)	6.0	5.6	▼0.4 *	All-time record low since Jun. 1997
Freedom of religious belief	7.8	7.2	▼0.6 *	All-time record low since Jun. 1997
Freedom to enter or leave Hong Kong	7.1	7.0	▼0.1	All-time record low since Jun. 1997
Freedom to engage in artistic and literary creation	6.5	5.6	▼0.9 *	All-time record low since Jun. 1997
Freedom to engage in academic research	6.5	5.6	▼0.9 *	All-time record low since Jun. 1997
Freedom of speech	5.8	5.2	▼0.6 *	All-time record low since Jun. 1997
Freedom of publication	5.8	5.1	▼0.7 *	All-time record low since Jun. 1997
Freedom of press	5.7	4.9	▼0.8 *	All-time record low since Jun. 1997
Freedom of association	5.1	4.9	▼0.3	All-time record low since Jun. 1997
Freedom to strike	5.0	4.7	▼0.4 *	All-time record low since Jun. 1997
Freedom of procession and demonstration	4.7	4.1	▼0.5 *	All-time record low since Jun. 1997

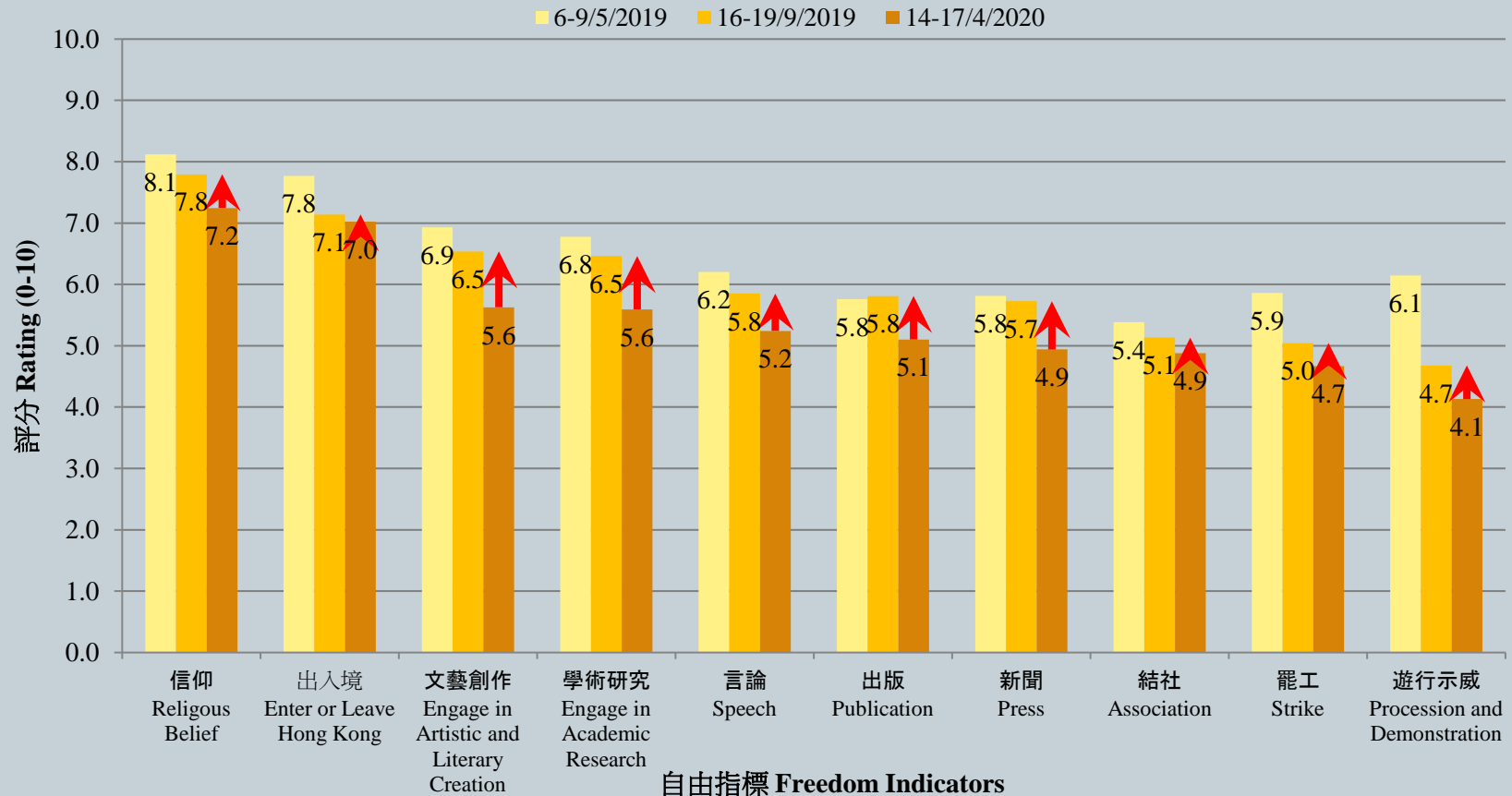
- Compared with the previous survey, eight sub-indicators (except freedom of “entering or leaving Hong Kong” and “association”) have dropped significantly. All ten sub-indicators have registered all-time lows since records began in 1997.

* Significant change

Survey Result – Freedom indicators

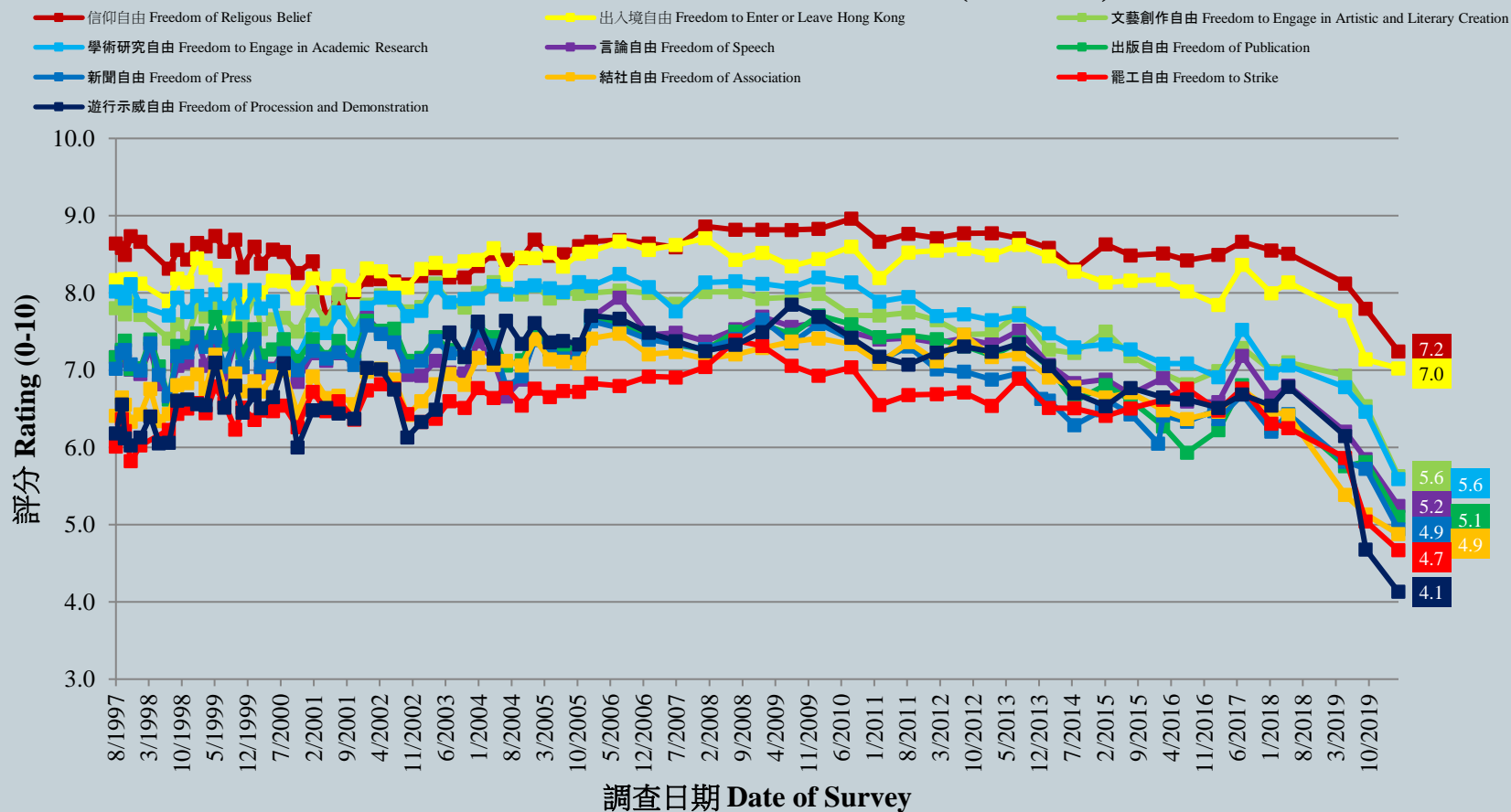
10

自由指標綜合圖表
Freedom Indicators Combined Charts



Survey Result – Freedom indicators

自由指標走勢圖表 (按次計算)
Trend of Freedom Indicators Chart (Per Poll)



Survey Topic

12

• Social Indicators

- **Core indicators**
- Degree of freedom
- Degree of prosperity
- Degree of democracy
- Compliance with the rule of law
- Degree of stability
- **Non-core indicators**
- Degree of civilization
- Degree of social welfare sufficiency
- Degree of efficiency
- Degree of public order
- Degree of corruption-free practices
- Degree of equality
- Degree of fairness

• Freedom Indicators

- Freedom of religious belief
- Freedom to enter or leave Hong Kong
- Freedom to engage in artistic and literary creation
- Freedom to engage in academic research
- Freedom of speech
- Freedom of publication
- Freedom of press
- Freedom of association
- Freedom to strike
- Freedom of procession and demonstration

• Rule of law Indicators

- Impartiality of the courts
- Fairness of the judicial system
- Support rating of Geoffrey Ma

Survey Result – Rule of law indicators

13

- **Two rule of law sub-indicators and the rating of the Chief Justice**

	16-19/9/2019	14-17/4/2020	Change	Record
Compliance with the rule of law (repeated listing)	4.4	4.5	--	Record high since May 2019
Impartiality of the courts	5.5	4.6	▼0.9 *	All-time record low since Jul. 1997
Fairness of the judicial system	4.4	4.4	--	Record high since May 2019
Support rating of Geoffrey Ma	57.1	57.3	▲0.2	Record high since May 2019

- As for the two rule of law sub-indicators, “impartiality of the courts” got 4.60 marks, while “fairness of the judicial system” got 4.41 marks. The former has dropped significantly and registered all-time low since records began in 1997. As for Chief Justice Geoffrey Ma, his latest support rating is 57.3 on a scale of 0 to 100, which is similar with the previous survey.

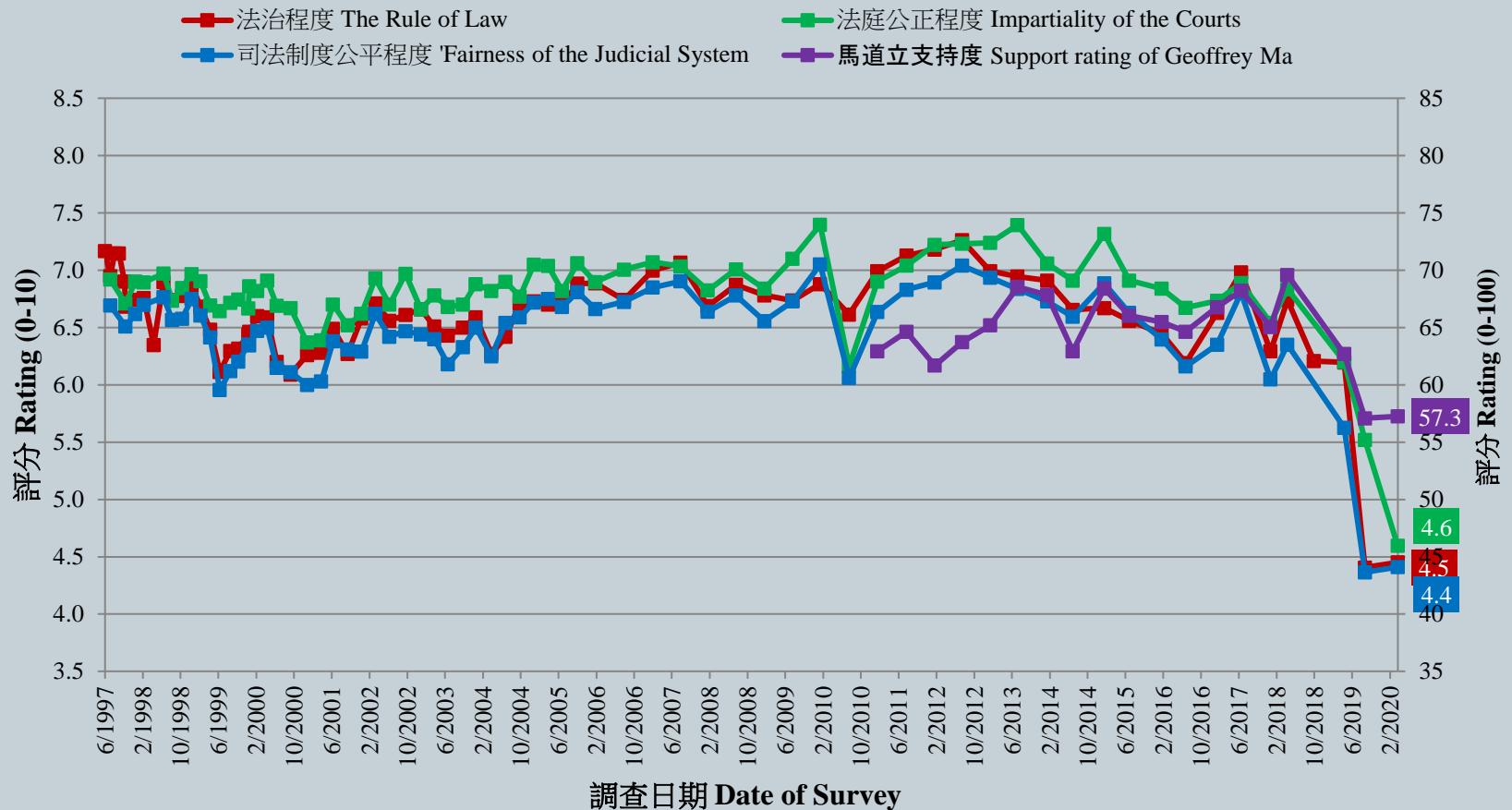
* Significant change

Survey Result – Rule of law indicators

14

法治指標走勢圖表 (按次計算)

Trend of Rule of Law Indicators Chart (Per Poll)



Summary - Most of indicators registered all-time low since records began in 1997

15

Indicator	Result	Change	Record
Degree of freedom	5.6	▼0.4 *	All-time record low since Jun. 1997
Degree of efficiency	5.3	▼0.6 *	All-time record low since Jun. 1997
Degree of Corruption-free practices	5.0	▼0.1	All-time record low since Jun. 1997
Freedom of religious belief	7.2	▼0.6 *	All-time record low since Jun. 1997
Freedom to enter or leave Hong Kong	7.0	▼0.1	All-time record low since Jun. 1997
Freedom to engage in artistic and literary creation	5.6	▼0.9 *	All-time record low since Jun. 1997
Freedom to engage in academic research	5.6	▼0.9 *	All-time record low since Jun. 1997
Freedom of speech	5.2	▼0.6 *	All-time record low since Jun. 1997
Freedom of publication	5.1	▼0.7 *	All-time record low since Jun. 1997
Freedom of press	4.9	▼0.8 *	All-time record low since Jun. 1997
Freedom of association	4.9	▼0.3	All-time record low since Jun. 1997
Freedom to strike	4.7	▼0.4 *	All-time record low since Jun. 1997
Freedom of procession and demonstration	4.1	▼0.5 *	All-time record low since Jun. 1997
Impartiality of the courts	4.6	▼0.9 *	All-time record low since Jul. 1997

* Significant change