

POP



HONG KONG PUBLIC OPINION PROGRAM

HONG KONG PUBLIC OPINION RESEARCH INSTITUTE

香港民意研究所 之 香港民意研究計劃

Latest Tracking Poll Results

Press Release

May 26, 2020

Contact Information

2

- Date of survey: 19-21/5/2020
- Survey method: Random telephone survey conducted by real interviewers
- Target population: Cantonese-speaking Hong Kong residents aged 18+
- Sample size: 1,001 (including 500 landline and 501 mobile samples)
- Effective response: 55.6%
- Sampling error: Sampling error of percentages not more than +/-4%, that of net values not more than +/-7% and that of ratings not more than +/-2.1 at 95% conf. level
- Weighting method: Rim-weighted according to figures provided by the Census and Statistics Department. The gender-age distribution of the Hong Kong population came from “Mid-year population for 2019”, while the educational attainment (highest level attended) distribution and economic activity status distribution came from “Women and Men in Hong Kong - Key Statistics (2019 Edition)”.

Survey Topic

3

- Popularity of Chief Executive
- Popularity of HKSAR Government
 - People's satisfaction in the HKSAR Government
 - People's trust in the HKSAR Government
 - People's appraisals of society's conditions
- Public Sentiment Index

Survey Result - Popularity of Chief Executive

4

• Popularity of CE Carrie Lam

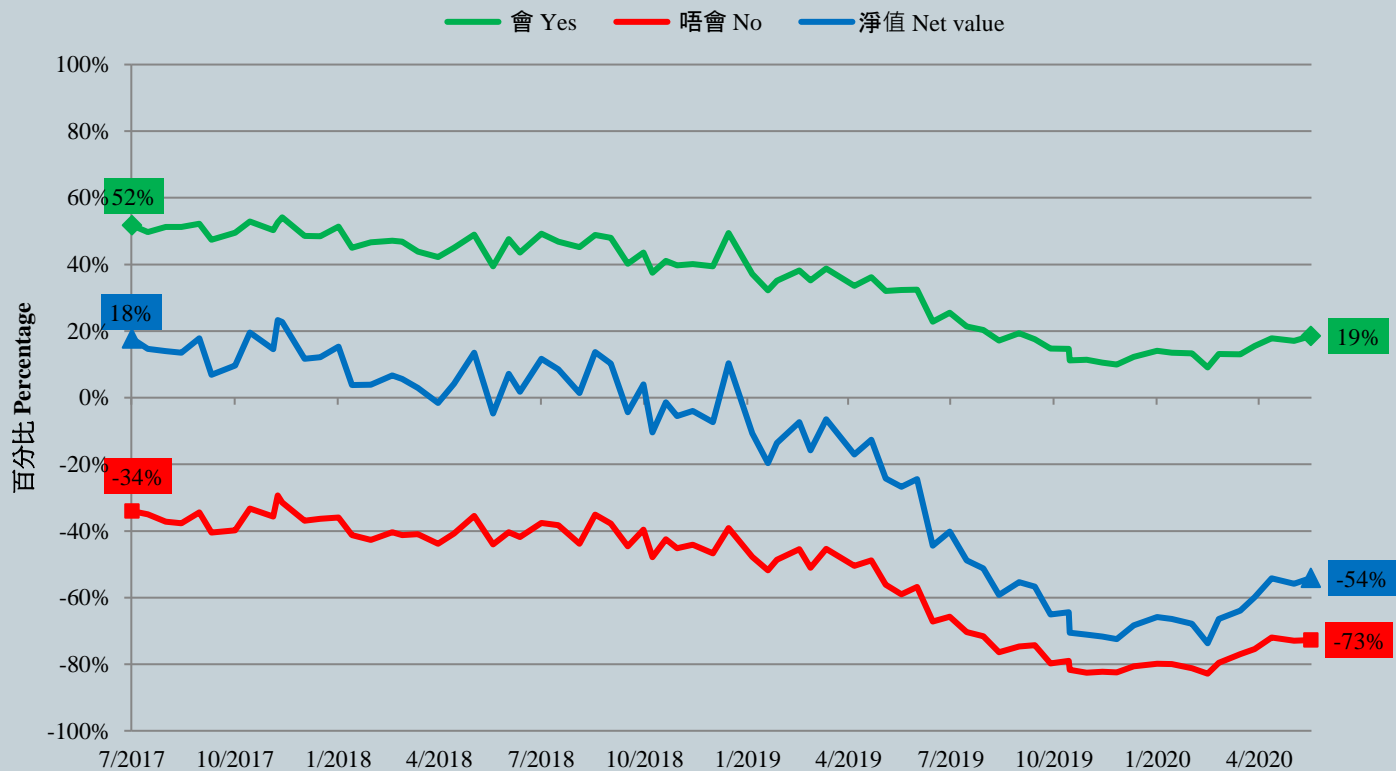
		4-6/5/2020	19-21/5/2020	Change	Record
CE Carrie Lam	Rating	27.9	28.3	▲0.4	Record high since Jul. 2019
	Vote of confidence	17%	19%	▲1%	Record high since Sept. 2019
	Vote of no confidence	73%	73%	--	Record low since Apr. 2020
	Net approval rate	-56%	-54%	▲2%	Record high since Aug. 2019

- Our latest survey shows that the popularity rating of CE Carrie Lam now stands at 28.3 marks. 48% participants give her 0 rating. Her approval rate is 19%, disapproval rate 73%, giving a net popularity of negative 54 percentage points. All popularity figures have not changed much from half a month ago.

Survey Result - Popularity of Chief Executive

5

市民對林鄭月娥出任特首的假設投票結果 (按次計算)
Hypothetical Voting for Carrie Lam as the Chief Executive (Per Poll)
(7/2017 – 5/2020)



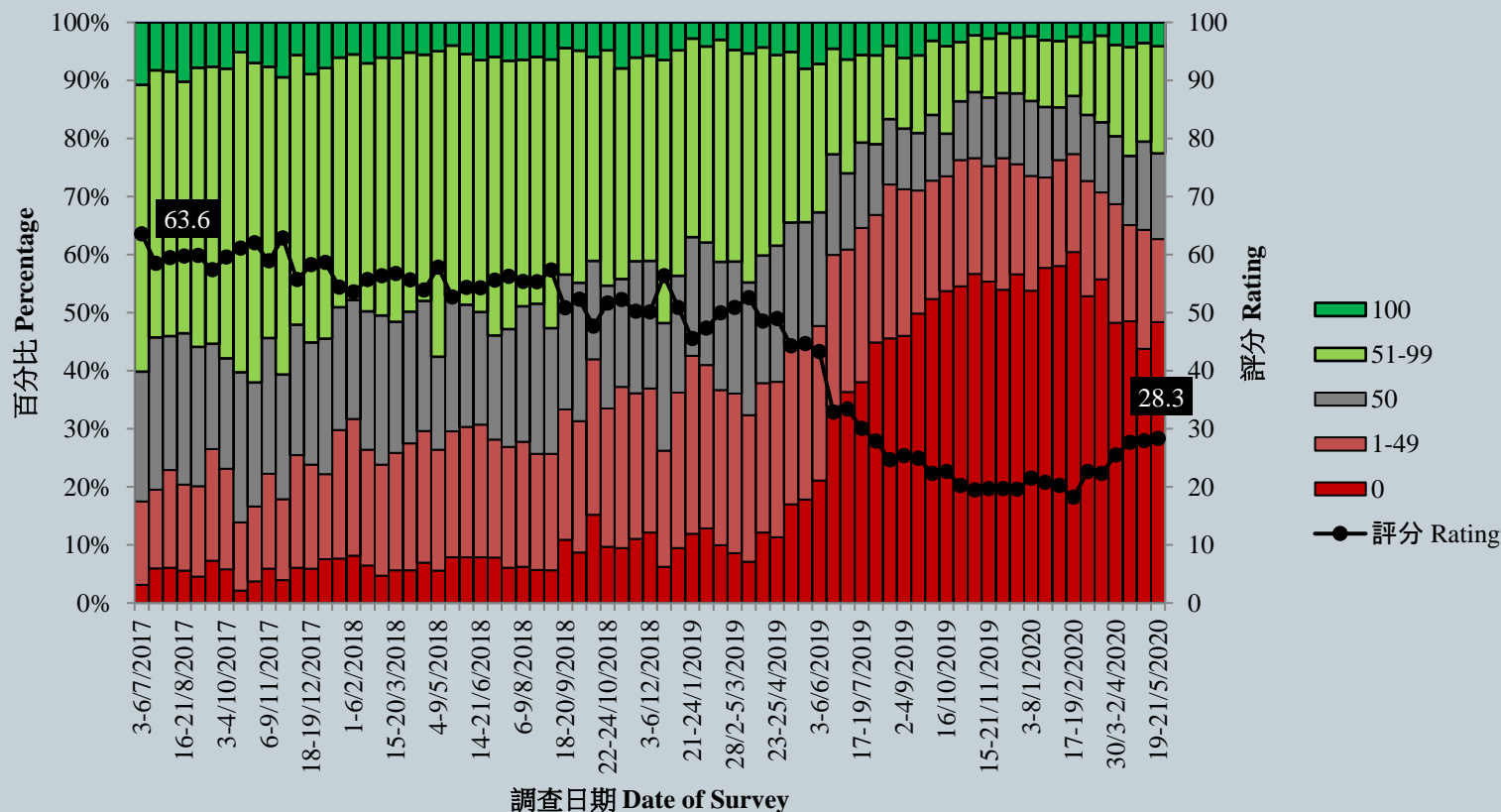
調查日期 Date of Survey

『唔會』百分比以負向表示。
Percentage of 'No' is presented as negative

Survey Result - Popularity of Chief Executive

6

特首林鄭月娥評分 (按次計算)
Rating for Chief Executive Carrie Lam (Per Poll)
(7/2017 – 5/2020)



Survey Topic

7

- Popularity of Chief Executive
- Popularity of HKSAR Government
 - People's satisfaction in the HKSAR Government
 - People's trust in the HKSAR Government
 - People's appraisals of society's conditions
- Public Sentiment Index

Survey Result - Popularity of HKSAR Government

8

● People's satisfaction in the HKSAR Government

	14-17/4/2020	19-21/5/2020	Change	Record
Satisfaction rate	21%	19%	▼2%	Record low since Mar. 2020
Dissatisfaction rate	68%	67%	--	Record low since May 2019
Net satisfaction rate	-47%	-49%	▼2%	Record low since Mar. 2020
Mean value	2.0	2.0	--	Record low since Mar. 2020

- Regarding the HKSAR Government, the latest satisfaction rate is 19%, whereas 67% were dissatisfied, thus net satisfaction stands at negative 49 percentage points. The mean score is 2.0, meaning close to “quite dissatisfied” in general. All of these figures have not changed much from a month ago.

Survey Result - Popularity of HKSAR Government

9

● People's trust in the HKSAR Government

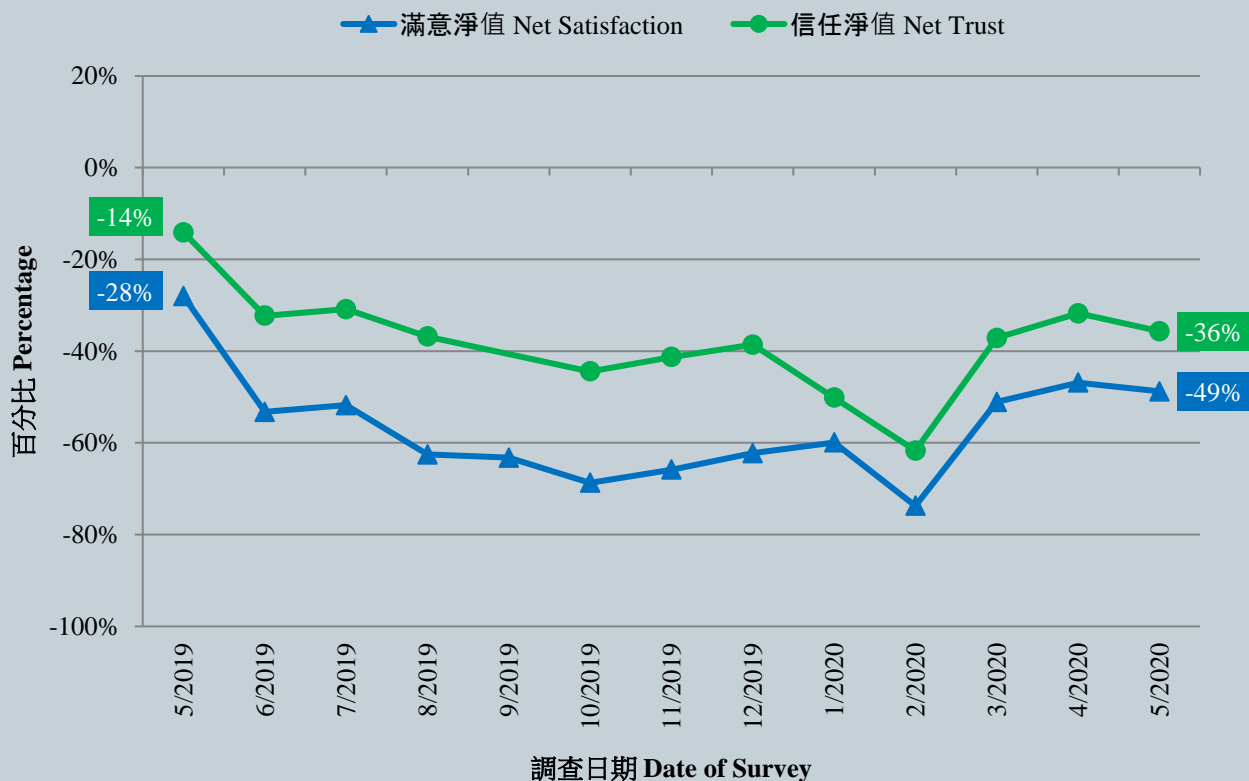
	14-17/4/2020	19-21/5/2020	Change	Record
Trust	29%	27%	▼1%	Record low since Mar. 2020
Distrust	60%	63%	▲3%	Record high since Feb. 2020
Net trust	-32%	-36%	▼4%	Record low since Mar. 2020
Mean value	2.3	2.2	▼0.1	Record low since Feb. 2020

- Regarding people's trust in the HKSAR Government, 27% of the respondents expressed trust, 63% expressed distrust. The net trust value is negative 36 percentage points. The mean score is 2.2, meaning close to "quite distrust" in general. All of these figures have not changed much from a month ago.

Survey Result - Popularity of HKSAR Government

10

市民對香港特區政府的滿意程度及信任程度 (按次計算)
People's Satisfaction and Trust with the HKSAR Government (Per Poll)
(5/2019 – 5/2020)



Survey Result - Popularity of HKSAR Government

11

● People's Appraisals of society's conditions

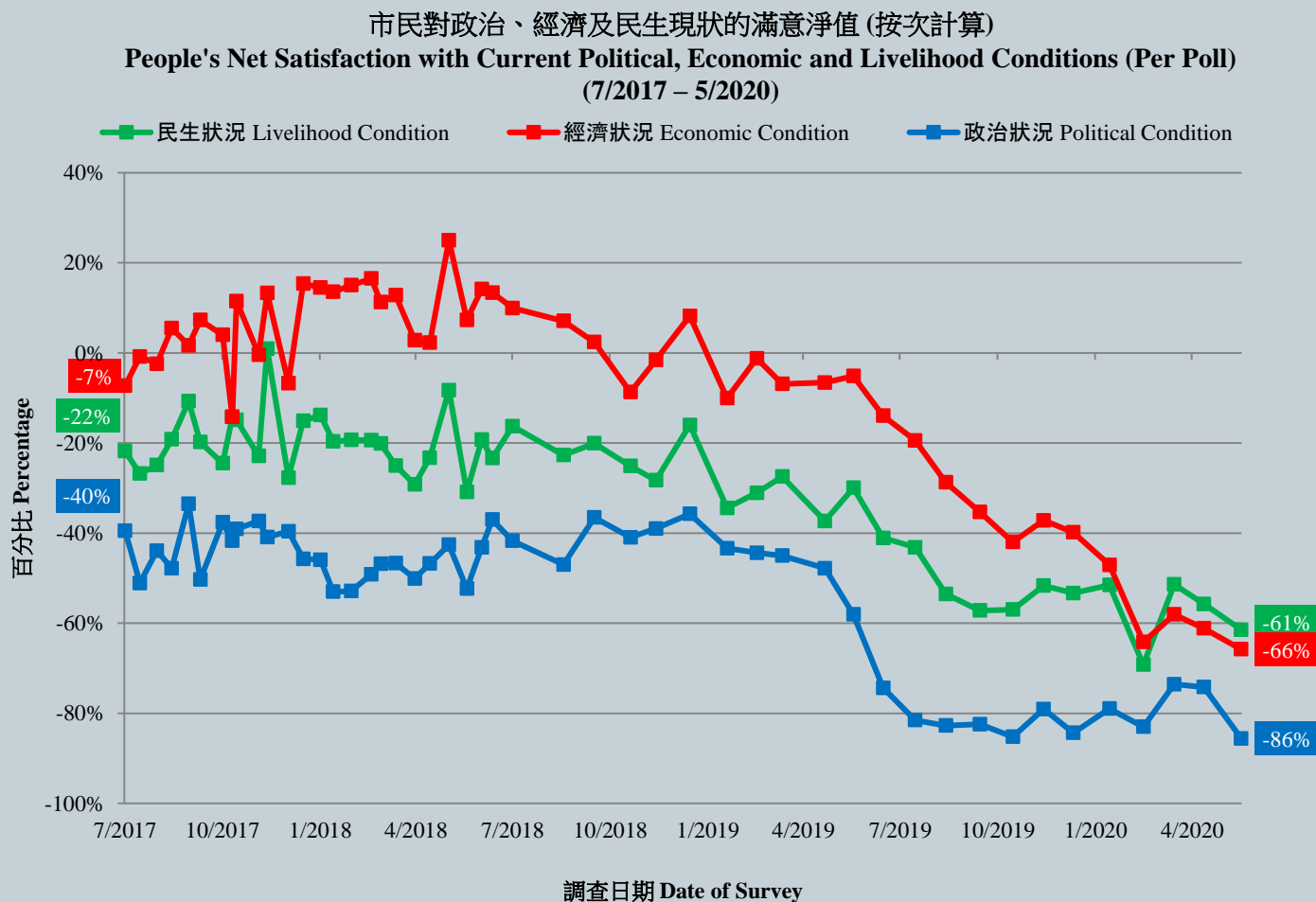
	14-17/4/2020	19-21/5/2020	Change	Record
Livelihood condition	-56%	-61%	▼6%	Record low since Feb. 2020
Economic condition	-61%	-66%	▼5%	Record low since Jun. 2003
Political condition	-74%	-86%	▼11% *	All-time record low since Dec. 1992

- As for people's satisfaction with the current livelihood, economic and political conditions, the net satisfaction rates are negative 61, negative 66 and negative 86 percentage points respectively.
- Among these, the net satisfaction rate of economic condition has registered a record low since 2003, while that of political condition has plunged from last month and registered all-time low since records began in 1992.

* Significant change

Survey Result - Popularity of HKSAR Government

12



Survey Topic

13

- Popularity of Chief Executive
- Popularity of HKSAR Government
 - People's satisfaction in the HKSAR Government
 - People's trust in the HKSAR Government
 - People's appraisals of society's conditions
- Public Sentiment Index

Survey Result - Public Sentiment Index

14

● Public Sentiment Index (PSI)

	6/5/2020	21/5/2020	Change	Record
Public Sentiment Index (PSI)	56.5	50.8	▼5.8	Record low since Mar. 2020
Government Appraisal (GA)	62.8	60.9	▼1.8	Record low since Apr. 2020
Society Appraisal (SA)	52.2	43.7	▼8.6	Record low since Mar. 2020

- All PSI, GA and SA scores range between 0 to 200, with 100 meaning normal.
- The latest PSI stands at 50.8, down by 5.8 points from early May. It can be considered as among the worst 1% across the past 20 years or so. Two component scores can both be considered as among the worst 1% across the past 20 years or so.

Survey Result - Public Sentiment Index

15

民情指數 (按月計算)
Public Sentiment Index (monthly average)
(7/1992 - 5/2020)

