

POP



HONG KONG PUBLIC OPINION PROGRAM

HONG KONG PUBLIC OPINION RESEARCH INSTITUTE

香港民意研究所 之 香港民意研究計劃

Latest Tracking Poll Results

November 10, 2020

Contact Information

2

- Date of survey: 19-22/10/2020
- Survey method: Random telephone survey conducted by real interviewers
- Target population: Cantonese-speaking Hong Kong residents aged 18+
- Sample size: 1,020 (including 508 landline and 512 mobile samples)
- Effective response rate: 62.2%
- Sampling error: Sampling error of percentages not more than +/-4% and that of net values not more than +/-7% at 95% conf. level
- Weighting method: Rim-weighted according to figures provided by the Census and Statistics Department. The gender-age distribution of the Hong Kong population came from “Mid-year population for 2019”, while the educational attainment (highest level attended) distribution and economic activity status distribution came from “Women and Men in Hong Kong - Key Statistics (2019 Edition)”.

Survey Topic

3

- Taiwan and Tibetan issues
 - Opinion on Independence of Taiwan
 - Confidence on Cross-strait Reunification
 - Opinion on Taiwan's Rejoining the United Nations
 - Opinion on Applicability of "One Country, Two Systems" to Taiwan
 - Opinion on Independence of Tibet

Survey Result - Taiwan and Tibetan issues

4

- **Hong Kong people's support rate of Taiwan Independence**

	3-8/1/2020	19-22/10/2020	Change	Record
Support rate	48%	41%	▼7% *	Record low since Jan. 2019
Opposition rate	39%	41%	▲2%	Record high since Jul. 2019
Net Support	9%	0%	▼9%	Record low since Jul. 2019

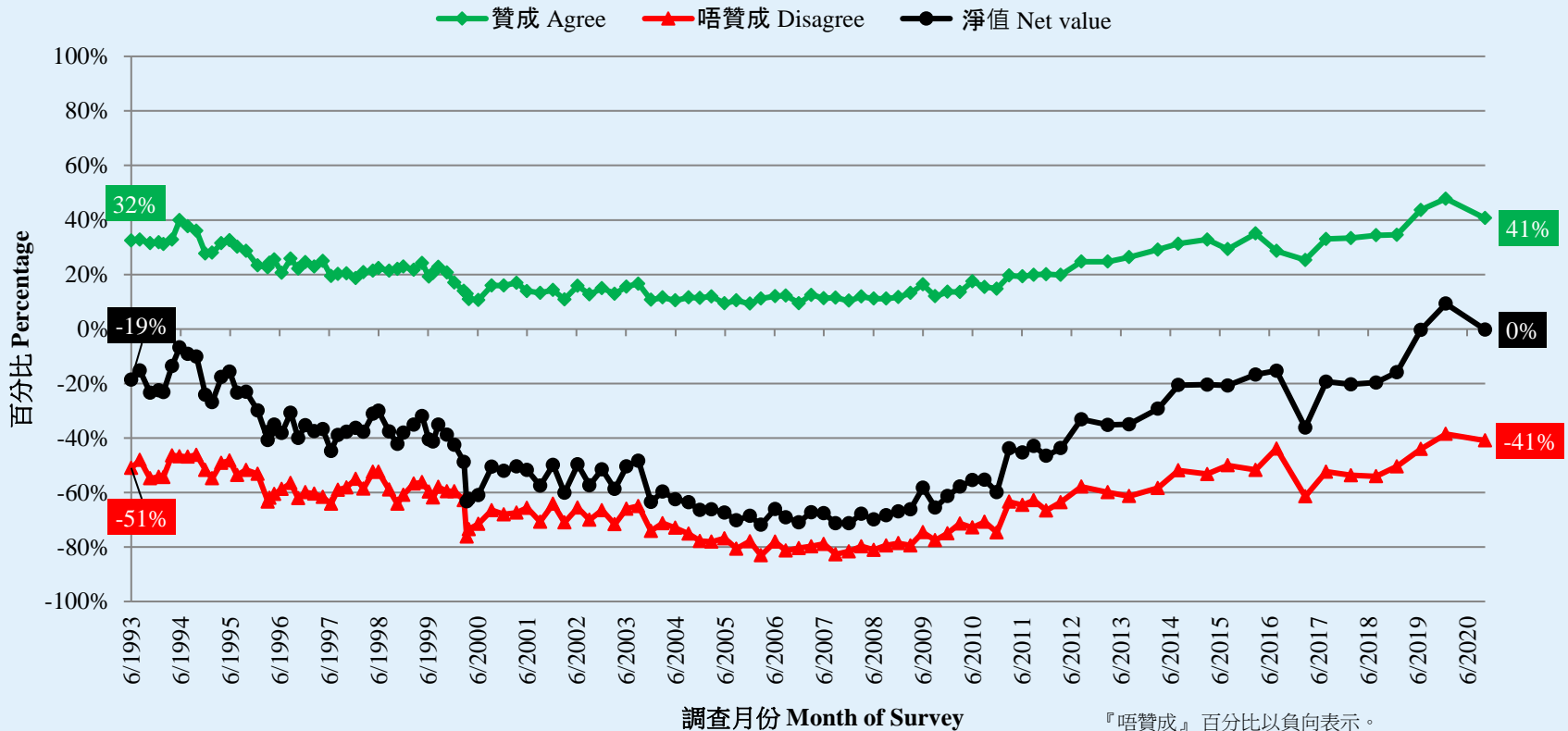
- As for the independence of Taiwan, 41% each showed support and opposition respectively while the support rate has dropped significantly from the historical high last time by 7 percentage points.

* Significant change

Survey Result - Taiwan and Tibetan issues

5

市民贊成台灣獨立的比率 (按次計算)
Opinion on Independence of Taiwan (Per Poll)
(6/1993 – 10/2020)



『唔贊成』百分比以負向表示。
Percentage of 'Disagree' is presented as negative

Survey Result - Taiwan and Tibetan issues

6

● Hong Kong people's views towards other Taiwan issues

	3-8/1/2020	19-22/10/2020	Change	Record
Confidence in cross-strait reunification	19%	26%	▲6% *	Record high since Jul. 2019
No confidence in cross-strait reunification	72%	61%	▼11% *	Record low since Jan. 2019
Net confidence	-53%	-36%	▲17% *	Record high since Jan. 2019
Taiwan rejoining the United Nations: Support rate	63%	53%	▼10% *	Record low since Aug. 2017
Taiwan rejoining the United Nations: Opposition rate	26%	27%	▲<1%	Record high since Jan. 2019
Net support	36%	26%	▼10% *	Record low since Jan. 2019
Believe “one country, two systems” is applicable to Taiwan	21%	18%	▼3%	All-time record low since Nov. 1996
Believe “one country, two systems” is not applicable to Taiwan	66%	63%	▼3%	Record low since Jul. 2019
Net value of applicability	-45%	-45%	▲<1%	Record high since Jul. 2019

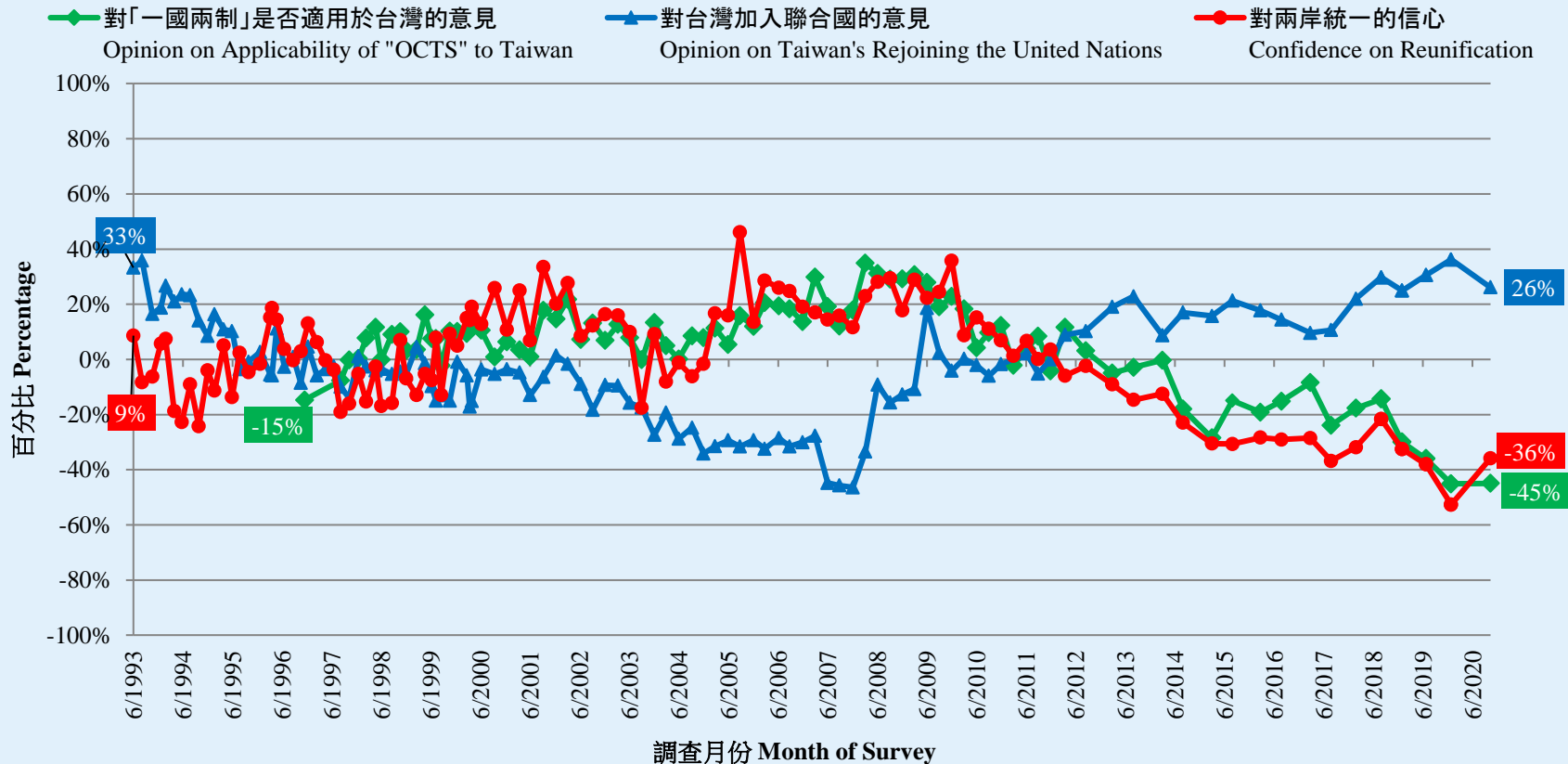
- Hong Kong people's net confidence in the ultimate reunification across the strait has rebounded significantly from the historical low last time by 17 percentage points to negative 36. Regarding international space, net support in Taiwan's rejoining the United Nations stands at positive 26 percentage points, which has dropped significantly from the historical high last time by 10 percentage points. Meanwhile, net value in believing “one country, two systems” was applicable to Taiwan stands at negative 45 percentage points.

* Significant change

Survey Result - Taiwan and Tibetan issues

7

市民對其他台灣問題的意見淨值 (按次計算)
Net Value of Opinion on Other Taiwan Issue (Per Poll)
(6/1993 – 10/2020)



Survey Result - Taiwan and Tibetan issues

8

- **Hong Kong people's support rate of Tibet Independence**

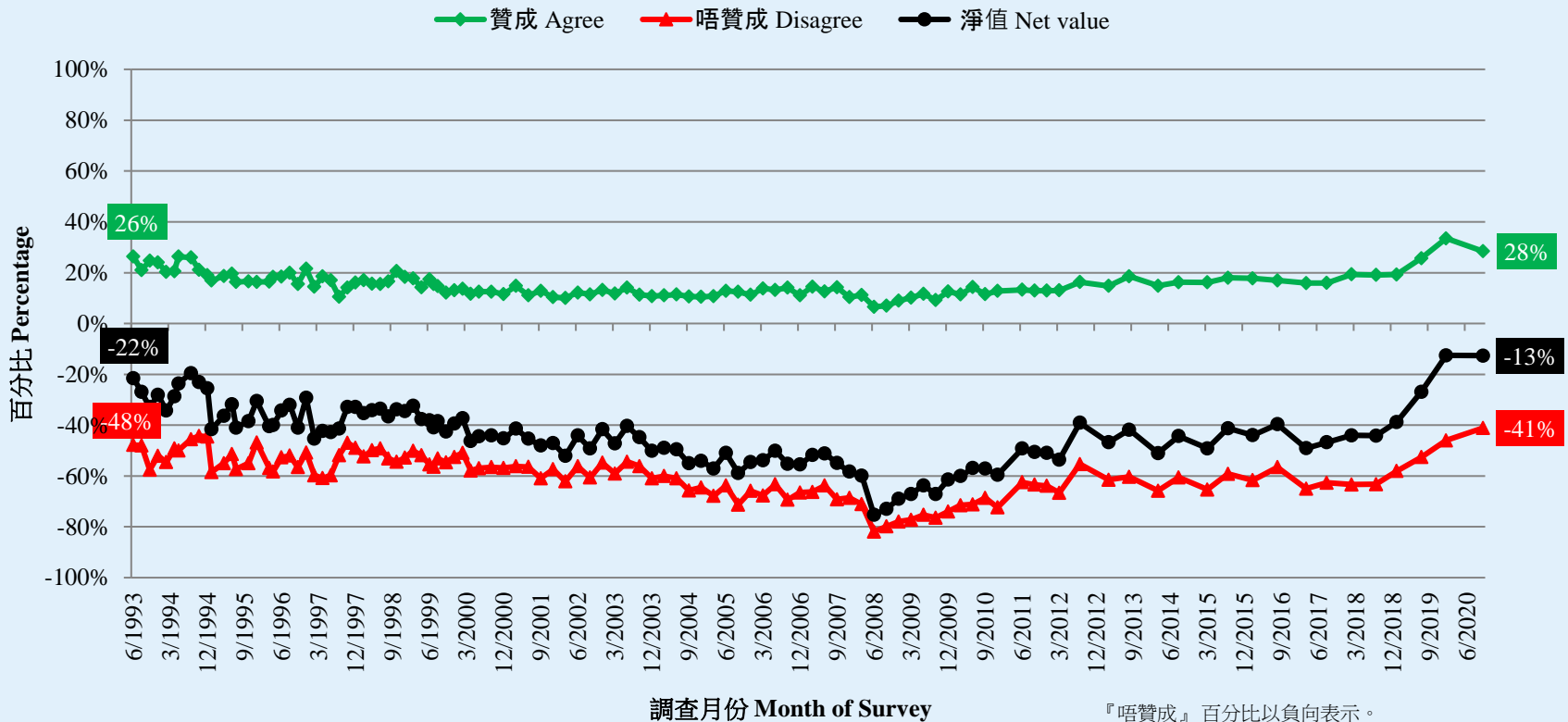
	3-8/1/2020	19-22/10/2020	Change	Record
Support rate	34%	28%	▼ 5%	Record low since Jul. 2019
Opposition rate	46%	41%	▼ 5%	All-time record low since Jun. 1993
Net Support	-13%	-13%	▼ <1%	Record low since Jul. 2019

- Regarding Tibetan issues, 41% of Hong Kong people interviewed opposed the independence of Tibet whereas 28% showed support. Net support stands at negative 13 percentage points.

Survey Result - Taiwan and Tibetan issues

9

市民贊成西藏獨立的比率 (按次計算)
Opinion on Independence of Tibet (Per Poll)
(6/1993 – 10/2020)



『唔贊成』百分比以負向表示。
Percentage of 'Disagree' is presented as negative

POP



HONG KONG PUBLIC OPINION PROGRAM

HONG KONG PUBLIC OPINION RESEARCH INSTITUTE

香港民意研究所 之 香港民意研究計劃

Community Democracy Project -

Community Health Module

Latest Results

November 10, 2020

Contact Information - PENRI

11

	HKPOP Panel
Date of survey	October 23, 3pm – November 9, 3pm
Survey method	Online survey
Target population	Hong Kong residents aged 12+
Total sample size	9,109
Response rate	8.6%
Sampling error	Sampling error of percentages at +/-1% at 95% confidence level
Weighting method	The figures are rim-weighted according to 1) gender-age distribution of Hong Kong population and by District Councils population figures from Census and Statistics Department; 2) Voting results of District Councils Election from Registration and Electoral Office; 3) rating distribution of Chief Executive from regular tracking surveys.

Contact Information - PENRI

12

Date of Publication	<u>27/10</u>	<u>28/10</u>	<u>29/10</u>	<u>30/10</u>	<u>31/10</u>	<u>1/11</u>	<u>2/11</u>	<u>3/11</u>	<u>4/11</u>	<u>5/11</u>	<u>6/11</u>	<u>7/11</u>	<u>8/11</u>	<u>9/11</u>	<u>10/11</u>
Imported Cases(Ytd)	8	5	2	2	6	3	6	3	6	1	6	6	2	7	6
Local Infection Cases(Ytd)	0	0	0	1	1	0	1	3	3	2	1	0	1	3	0
Post-Epidemic Gathering Resumption Index (PEGRI)	50.8	50.8	54.7	35.5	35.6	54.3	32.0	31.9	31.6	34.8	34.6	49.7	34.6	14.9	49.8

Contact Information - PENRI

13

