

POP



HONG KONG PUBLIC OPINION PROGRAM

HONG KONG PUBLIC OPINION RESEARCH INSTITUTE

香港民意研究所 之 香港民意研究計劃

Latest Tracking Poll Results

November 26, 2020

Contact Information

2

- Date of survey: 25/11/2020
- Target population: Cantonese-speaking Hong Kong residents aged 18 or above
- Survey method and sample size: 713 successful cases, including --
 - (1a) 223 cases from random landline telephone survey
 - (1b) 224 cases from random mobile telephone survey
 - (2a) 186 cases from telephone survey targeting “Hong Kong People Representative Panel” within “HKPOP Panel”
 - (2b) 80 cases from online survey with email invitation targeting “Hong Kong People Representative Panel” within “HKPOP Panel”
- Effective response rate: 77.7% (for non-panel samples only)
- Sampling error: Sampling error of percentages not more than +/-4%, that of net values not more than +/-7% and that of ratings not more than +/-2.9 at 95% conf. level
- Weighting method: The raw data comes from 4 different sampling frames. It is rim-weighted by two sets of weighting factors simultaneously. The first set of weighting factors comprises population figures provided by the Census and Statistics Department, they include (a) the gender-age distribution of the Hong Kong population from “Mid-year population for 2019”, (b) educational attainment (highest level attended) distribution from “Women and Men in Hong Kong - Key Statistics (2019 Edition)”, and (c) economic activity status distribution from the last source. The second set of weighting factors is adjusted based on the relative target sample size of different sub-sampling frames, namely, random telephone survey using landline numbers set at 5 units, random telephone survey using mobile numbers set at 5 units, telephone survey of randomly pre-selected panel members set at 6 units, and online survey of randomly pre-selected panel members set at 4 units.

Survey Topic

3

- Appraisal of Policy Address
- Confidence in the future of Hong Kong
- Popularity of Chief Executive

Survey Result - Appraisal of Policy Address

4

● Appraisal of Policy Address[#]

	16/10/2019	25/11/2020	Change	Record
Satisfaction rate	17%	19%	▲1%	Record high since Oct. 2018
Dissatisfaction rate	65%	64%	▼1%	Record low since Oct. 2018
Net satisfaction rate	-47%	-46%	▲2%	Record high since Oct. 2018
Rating	29.7	27.2	▼2.6	All-time record low since Oct. 1999

- After excluding those respondents who said they did not have any knowledge of the Policy Address, 19% said they were satisfied with it, 64% were dissatisfied, giving a net satisfaction rate of negative 46 percentage points. The average rating is 27.2 marks on a scale of 0 to 100. The average rating of the Policy Address is at its **worst** among instant surveys since records began in 1997.

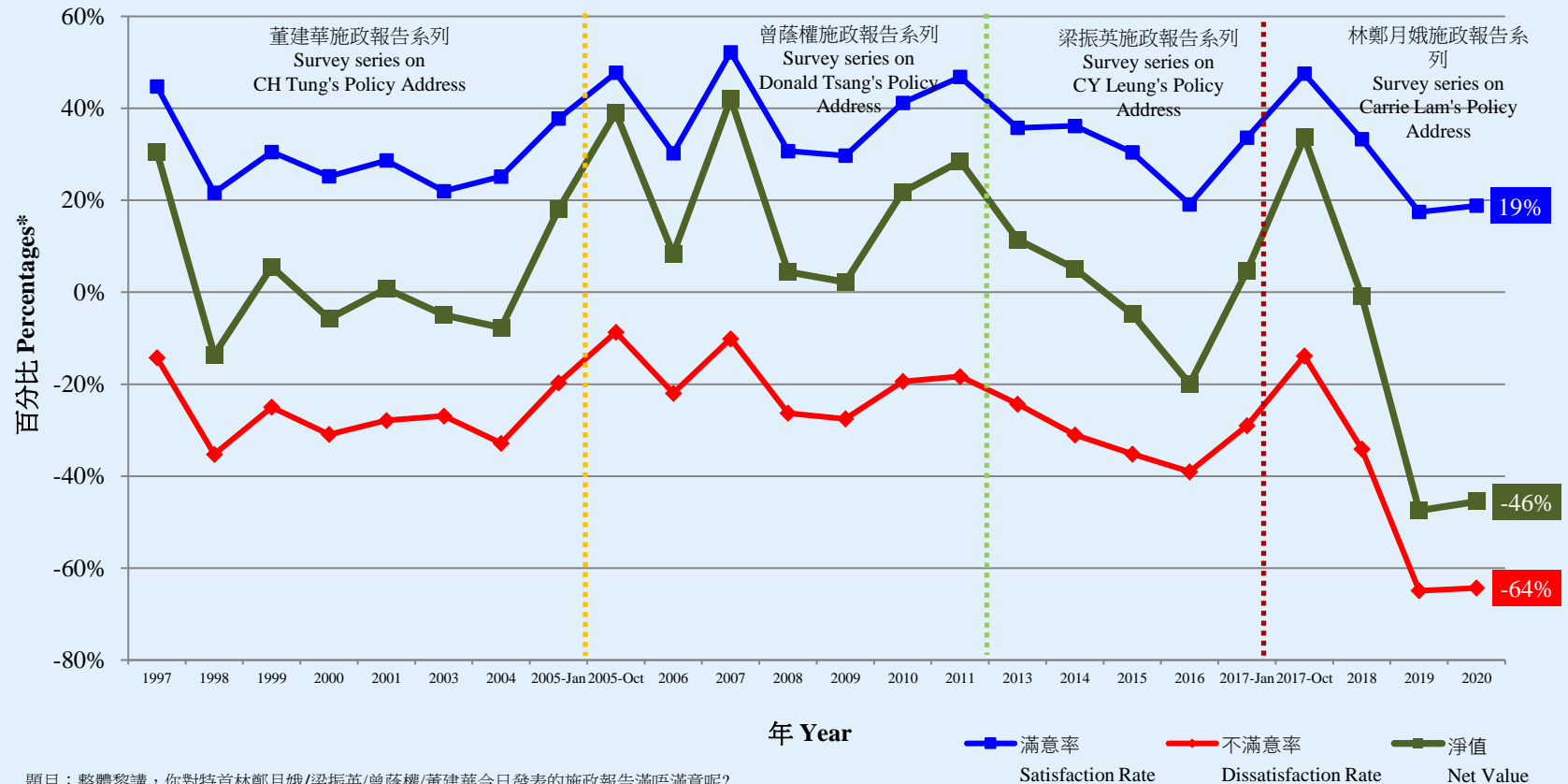
Excluding those who had not heard of the PA

Survey Result - Appraisal of Policy Address

6

施政報告即時滿意率

Policy Address Instant Satisfaction Rate



題目：整體黎講，你對特首林鄭月娥/梁振英/曾蔭權/董建華今日發表的施政報告滿唔滿意呢？

Question: How satisfied are you with CE Carrie Lam's/ CY Leung's/ Donald Tsang's / CH Tung's Policy Address delivered

today?

Note 1: The 2003 Policy Address instant poll was conducted for two days. Only figures registered in the first day of fieldwork are

listed in this chart for direct comparison and analysis.

* 撇除未聞施政報告數字

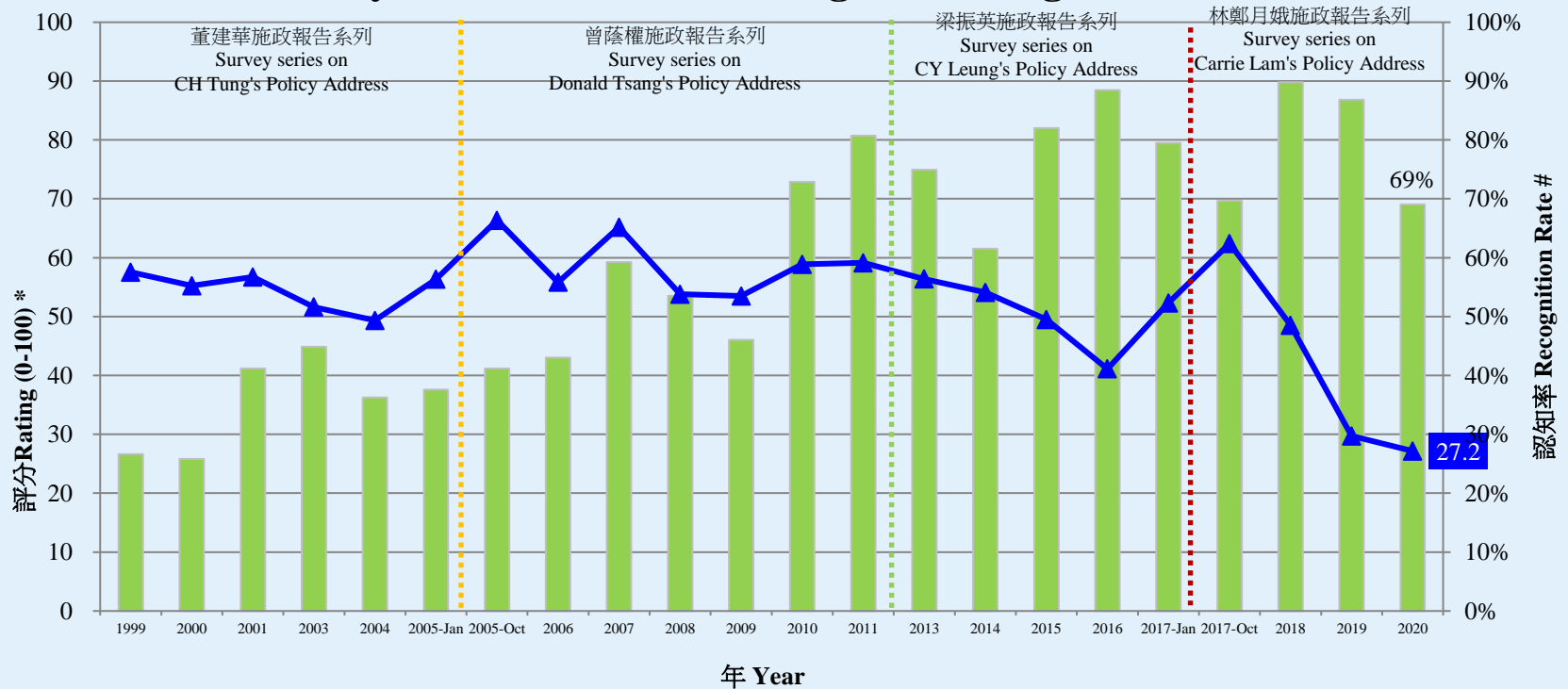
* Excluding those who had not heard of the PA

Survey Result - Appraisal of Policy Address

7

施政報告即時評分及認知率

Policy Address Instant Rating and Recognition Rate



題目：宜家想請你對特首林鄭月娥/梁振英/曾蔭權/董建華今日發表既施政報告既滿意程度進行評分，0分代表非常不滿，100分代表非常滿意，50分代表一半半，你會俾幾多分今年既施政報告呢？
 Question: Please use a scale of 0-100 to rate your degree of satisfaction of the Policy Address delivered by CE Carrie Lam/ CY Leung/ Donald Tsang/ CH Tung today, with 0 indicating very dissatisfied, 100 indicating very satisfied and 50 indicating half-half. How would you rate his Policy Address delivered today?

註1：2003年施政報告的即時反應調查分2天進行，本圖表只列舉首天錄得的統計數字，以作直接比較分析之用。
 Note 1: The 2003 Policy Address instant poll was conducted for two days. Only figures registered in the first day of fieldwork are listed in this chart for direct comparison and analysis.

註2：施政報告評分調查始於1999年董建華第三份施政報告
 Note 2: Policy Address rating surveys started since 1999 i.e. CE CH Tung's third Policy

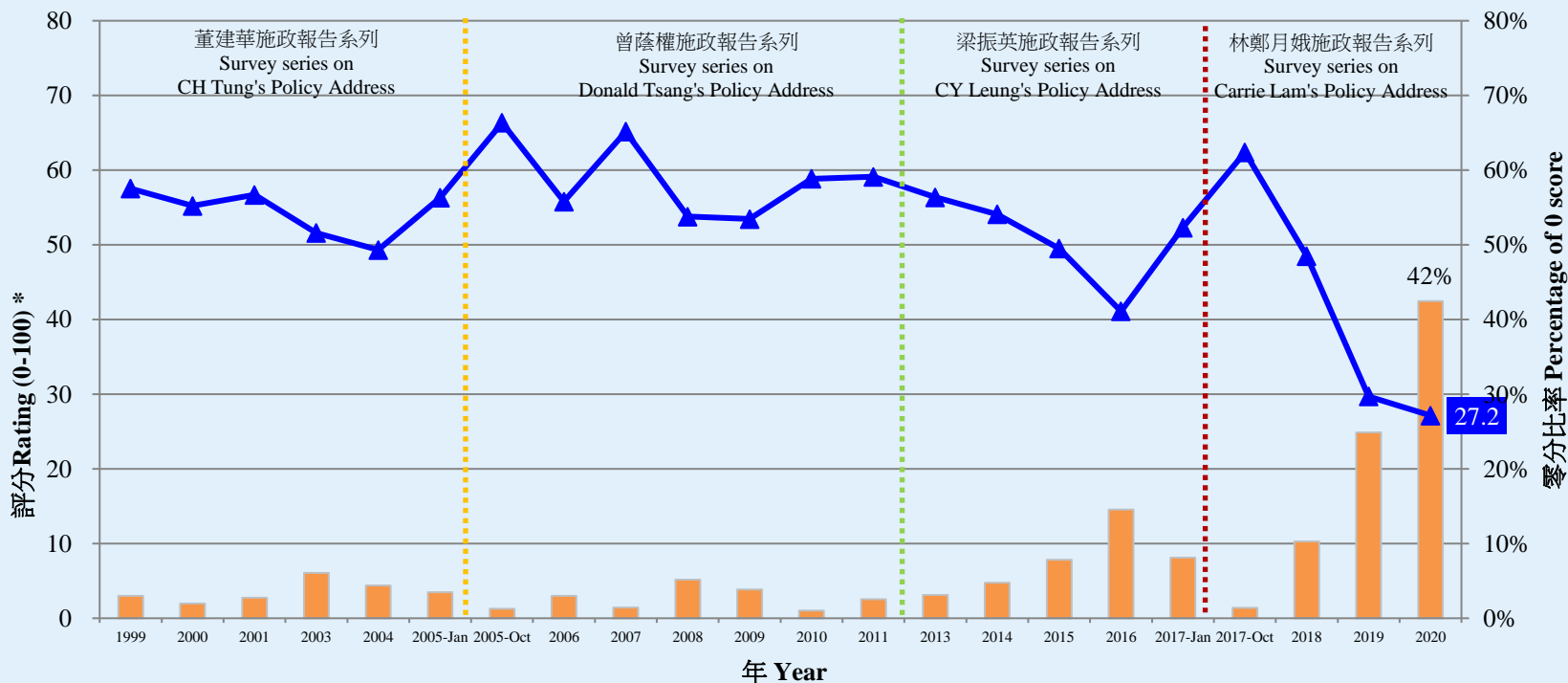
* 撇除未聞施政報告數字
 * Excluding those who had not heard of the PA
 # 只包括隨機樣本
 # Only include random samples

Survey Result - Appraisal of Policy Address

8

施政報告即時評分及零分比率

Policy Address Instant Rating and Percentage of 0 score



題目：宜家想請你對特首林鄭月娥/梁振英/曾蔭權/董建華今日發表既施政報告既滿意程度進行評分，0分代表非常不滿，100分代表非常滿意，50分代表一半半，你會俾幾多分今年既施政報告呢？
 Question: Please use a scale of 0-100 to rate your degree of satisfaction of the Policy Address delivered by CE Carrie Lam/ CY Leung/ Donald Tsang/ CH Tung today, with 0 indicating very dissatisfied, 100 indicating very satisfied and 50 indicating half-half. How would you rate his Policy Address delivered today?

註 1：2003年施政報告的即時反應調查分2天進行，本圖表只列舉首天錄得的統計數字，以作直接比較分析之用。

Note 1: The 2003 Policy Address instant poll was conducted for two days. Only figures registered in the first day of fieldwork are listed in this chart for direct comparison and analysis.

註 2：施政報告評分調查始於1999年董建華第三份施政報告

Note 2: Policy Address rating surveys started since 1999 i.e. CE CH Tung's third Policy

* 撇除未聞施政報告數字

* Excluding those who had not heard of the PA

Survey Topic

9

- Appraisal of Policy Address
- Confidence in the future of Hong Kong
- Popularity of Chief Executive

Survey Result - Confidence in the future of HK

10

● Confidence in the future of Hong Kong[#]

	16/10/2019	25/11/2020	Change	Record
Increased	12%	17%	▲5% *	Record high since Oct. 2018
Unchanged	22%	16%	▼6% *	All-time record low since Oct. 1998
Decreased	61%	63%	▲3%	All-time record high since Oct. 1998
Net effect on confidence	-49%	-46%	▲2%	Record high since Oct. 2018

- Results show that after excluding those who did not have any knowledge of the Policy Address, 17% said their confidence in the future of Hong Kong had increased, 16% said there was no change, while 63% said their confidence had decreased, giving a net effect of negative 46 percentage points on people's confidence.

* Significant change

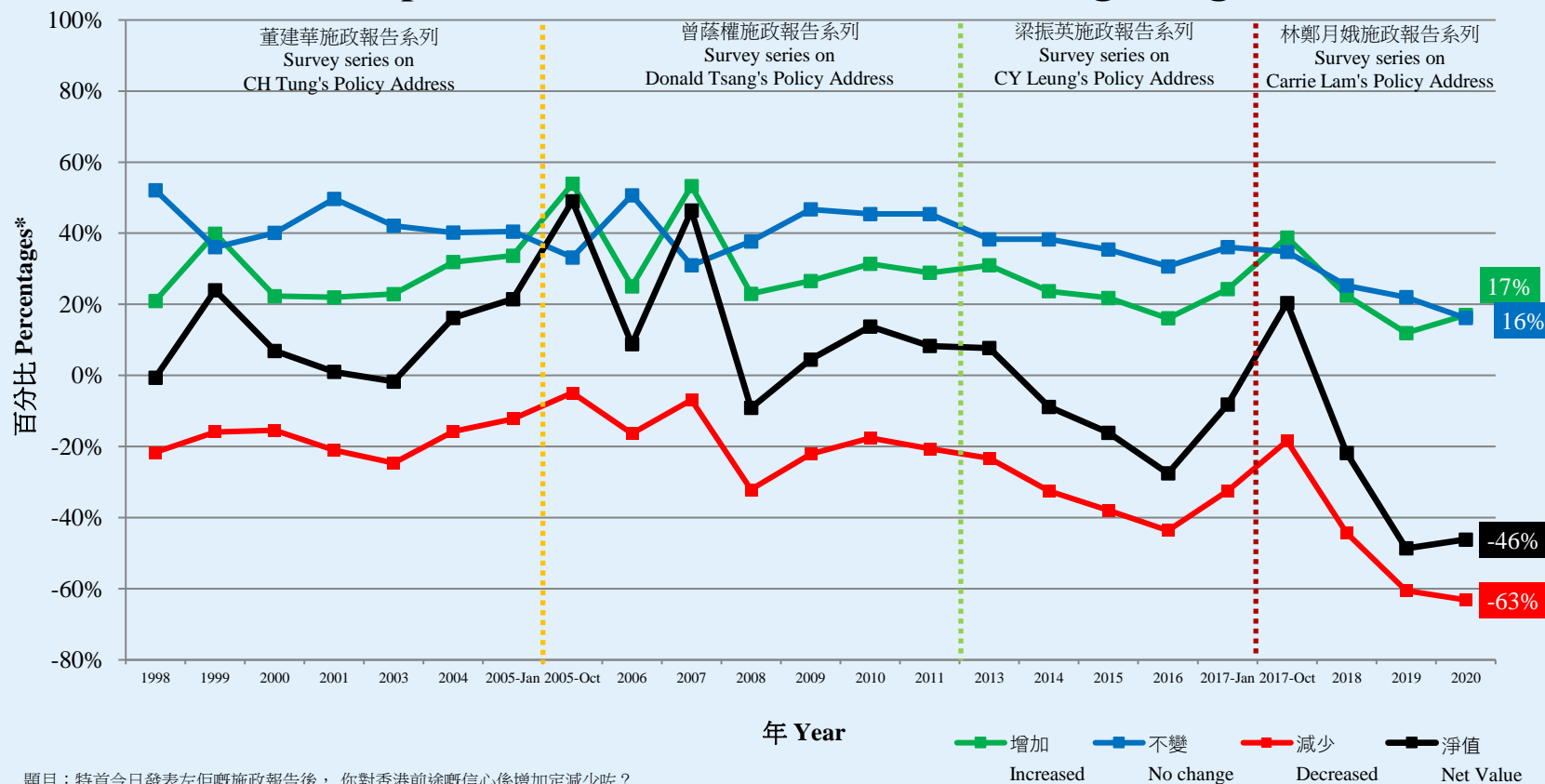
Excluding those who had not heard of the PA

Survey Result - Confidence in the future of HK

12

市民對香港的前途信心

People's confidence in the future of Hong Kong



題目：特首今日發表左佢嘅施政報告後，你對香港前途嘅信心係增加定減少㗎？

Question: Has your confidence in the future of Hong Kong increased or decreased after Chief Executive issued his/her Policy Address?

註 1：2003年施政報告的即時反應調查分2天進行，本圖表只列舉首天錄得的統計數字，以作直接比較分析之用。

Note 1: The 2003 Policy Address instant poll was conducted for two days. Only figures registered in the first day of fieldwork are listed in this chart for direct comparison and analysis.

* 撇除未聞施政報告數字

* Excluding those who had not heard of the PA

Survey Topic

13

- Appraisal of Policy Address
- Confidence in the future of Hong Kong
- **Popularity of Chief Executive**

Survey Result - Popularity of Chief Executive

14

● Popularity of Chief Executive

		9-13/11/2020	25/11/2020	Change	Record
CE Carrie Lam	Rating	30.8	26.8	▼4.1 *	Record low since Mar. 2020
	Vote of confidence	21%	16%	▼5% *	Record low since Mar. 2020
	Vote of no confidence	69%	74%	▲5% *	Record high since Mar. 2020
	Net approval rate	-48%	-57%	▼9% *	Record low since Mar. 2020

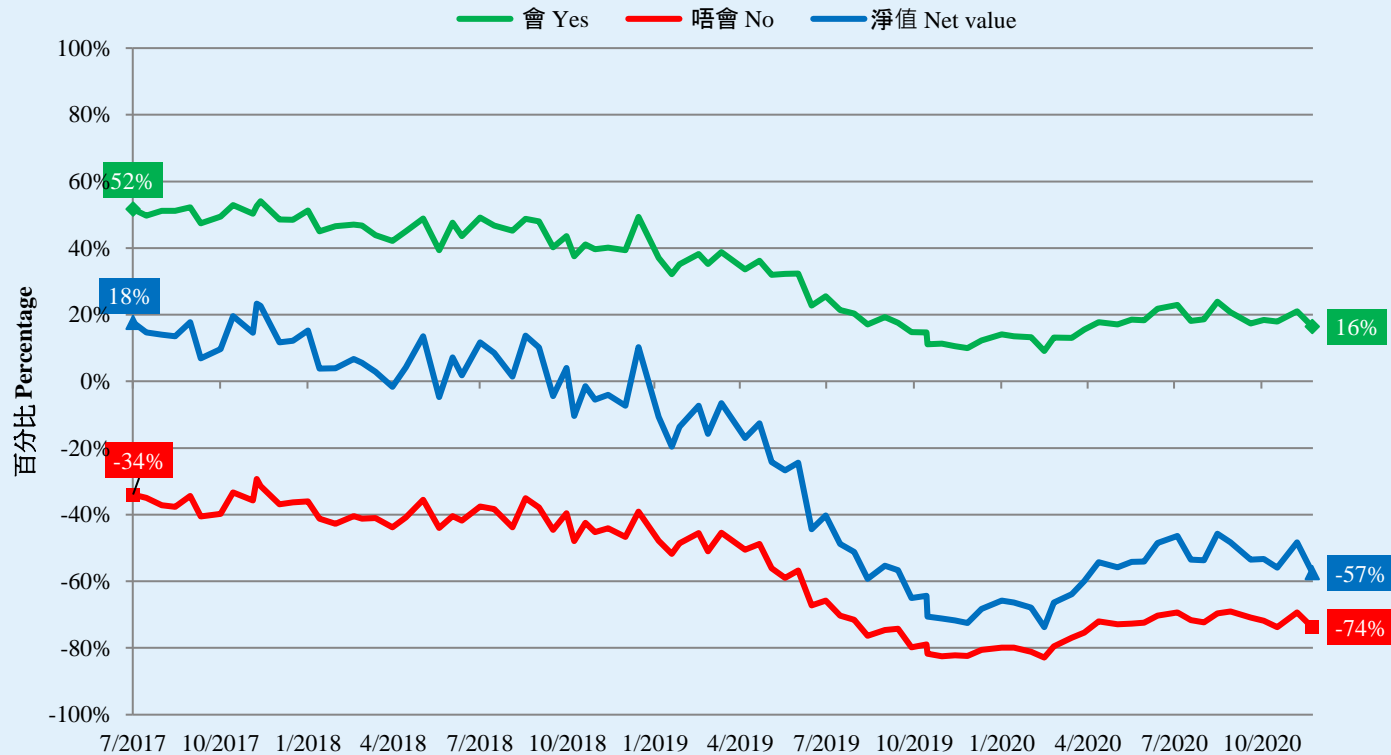
- Instant survey shows that CE Carrie Lam's popularity has dropped significantly after she delivered her Policy Address yesterday. Her latest support rating is 26.8 marks, 52% of the sample gave her 0 mark. Her latest approval rate is 16%, disapproval rate 74%, giving a net approval rate of negative 57 percentage points.

*Significant change

Survey Result - Popularity of Chief Executive

16

市民對林鄭月娥出任特首的假設投票結果 (按次計算)
Hypothetical Voting for Carrie Lam as the Chief Executive (Per Poll)
(7/2017 – 11/2020)



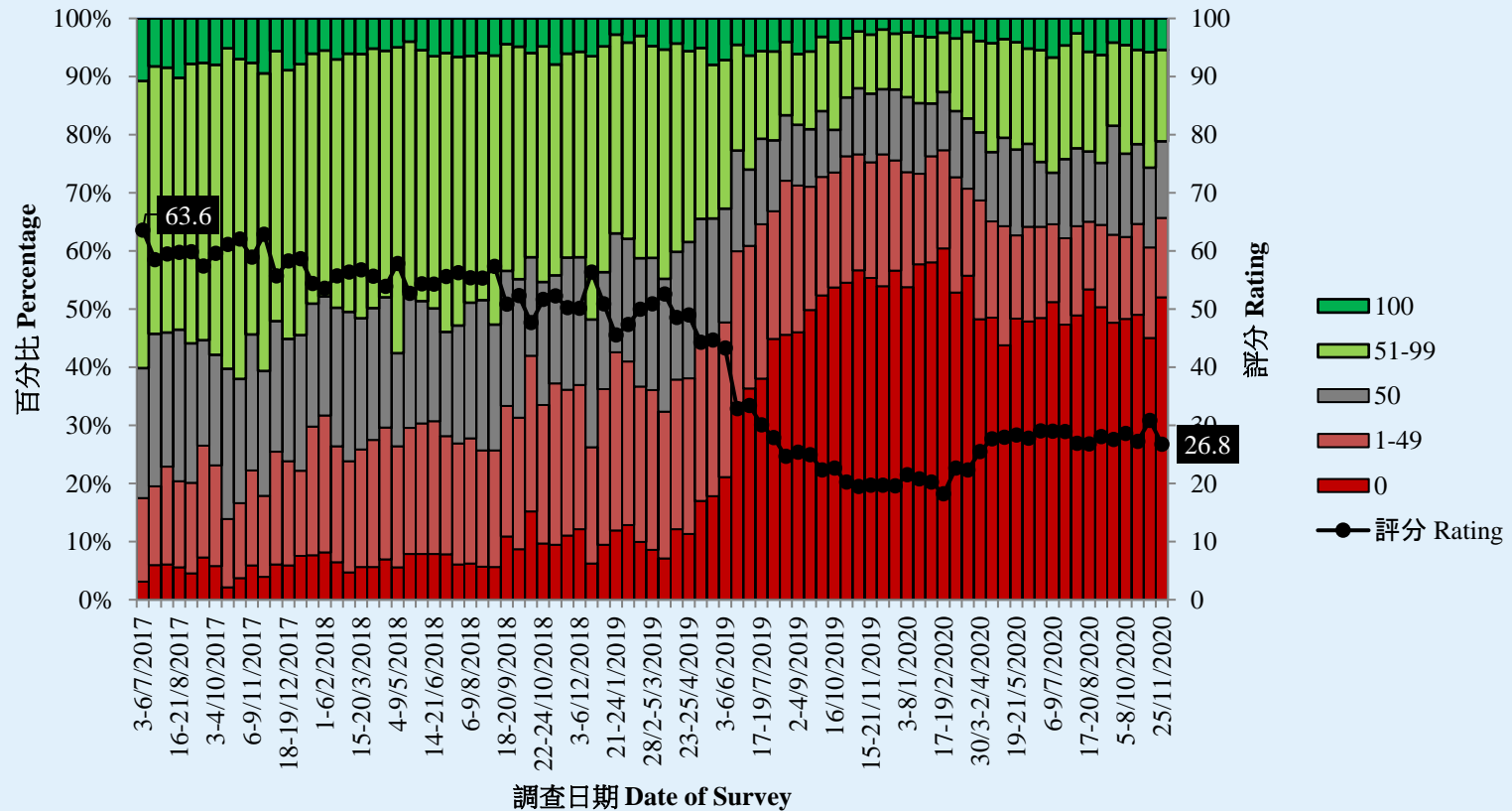
調查月份 Month of Survey

『唔會』百分比以負向表示。
Percentage of 'No' is presented as negative

Survey Result - Popularity of Chief Executive

17

特首林鄭月娥評分 (按次計算)
Rating for Chief Executive Carrie Lam (Per Poll)
(7/2017 – 11/2020)



POP



HONG KONG PUBLIC OPINION PROGRAM

HONG KONG PUBLIC OPINION RESEARCH INSTITUTE

香港民意研究所 之 香港民意研究計劃

Community Democracy Project -

Community Health Module

Latest Results

November 26, 2020

Contact Information - PENRI

21

	HKPOP Panel
Date of survey	November 2, 3pm – November 25, 3pm
Survey method	Online survey
Target population	Hong Kong residents aged 12+
Total sample size	10,835
Response rate	10.3%
Sampling error	Sampling error of percentages at +/-1% at 95% confidence level
Weighting method	The figures are rim-weighted according to 1) gender-age distribution of Hong Kong population and by District Councils population figures from Census and Statistics Department; 2) Voting results of District Councils Election from Registration and Electoral Office; 3) rating distribution of Chief Executive from regular tracking surveys.

Contact Information - PENRI

22

Date of Publication	<u>12/11</u>	<u>13/11</u>	<u>14/11</u>	<u>15/11</u>	<u>16/11</u>	<u>17/11</u>	<u>18/11</u>	<u>19/11</u>	<u>20/11</u>	<u>21/11</u>	<u>22/11</u>	<u>23/11</u>	<u>24/11</u>	<u>25/11</u>	<u>26/11</u>
Imported Cases(Ytd)	15	16	2	5	9	8	3	6	9	5	7	7	10	11	2
Local Infection Cases(Ytd)	3	7	4	3	5	0	1	3	3	21	36	61	63	69	83
Post-Epidemic Gathering Resumption Index (PEGRI)	16.9	16.2	35.7	35.7	16.3	53.2	33.7	33.3	16.1	16.0	16.1	16.0	16.0	15.9	15.5

Contact Information - PENRI

23

