

POP



HONG KONG PUBLIC OPINION PROGRAM

HONG KONG PUBLIC OPINION RESEARCH INSTITUTE

香港民意研究所 之 香港民意研究計劃

Budget Instant Poll Results

February 25, 2021

Contact Information

- Date of survey: 24/2/2021
- Survey method: (1a) Random landline telephone survey
(1b) Random mobile telephone survey
(2a) Telephone survey targeting “Hong Kong People Representative Panel” within “HKPOP Panel”
(2b) Online survey with email invitation targeting “Hong Kong People Representative Panel” within “HKPOP Panel”
- Target population: Cantonese-speaking Hong Kong residents aged 18 or above
- Sample size : 859 (including 169 random landline samples, 177 random mobile samples, 128 panel telephone survey samples and 385 panel online survey samples)
- Effective response rate: 61.0% (excluding panel samples)
- Sampling error: Sampling error of percentages not more than +/-4%, that of net values not more than +/-6% and that of ratings not more than +/-2.3 at 95% conf. level
- Weighting method: The raw data comes from 4 different sampling frames. It is rim-weighted by two sets of weighting factors simultaneously. The first set of weighting factors comprises population figures provided by the Census and Statistics Department, they include (a) the gender-age distribution of the Hong Kong population from “Mid-year population for 2019”, (b) educational attainment (highest level attended) distribution from “Women and Men in Hong Kong - Key Statistics (2019 Edition)”, and (c) economic activity status distribution from the last source. The second set of weighting factors is adjusted based on the relative target sample size of different sub-sampling frames, namely, random telephone survey using landline numbers set at 5 units, random telephone survey using mobile numbers set at 5 units, telephone survey of randomly pre-selected panel members set at 6 units, and online survey of randomly pre-selected panel members set at 4 units.

Survey Topic

3

- Appraisal of Budget
- Popularity of Financial Secretary
- In-depth analysis by demographics

Survey Result - Appraisal of Budget

4

• Appraisal of Budget

		26/2/2020	24/2/2021	Change	Record (Instant poll)
Budget	Satisfaction rate	46%	20%	▼26% *	All-time record low since Feb. 1998
	Dissatisfaction rate	27%	56%	▲29% *	All-time record high since Feb. 1998
	Net satisfaction rate	19%	-36%	▼56% *	All-time record low since Feb. 1998
	Rating	54.1	36.4	▼17.7 *	All-time record low since Feb. 2008

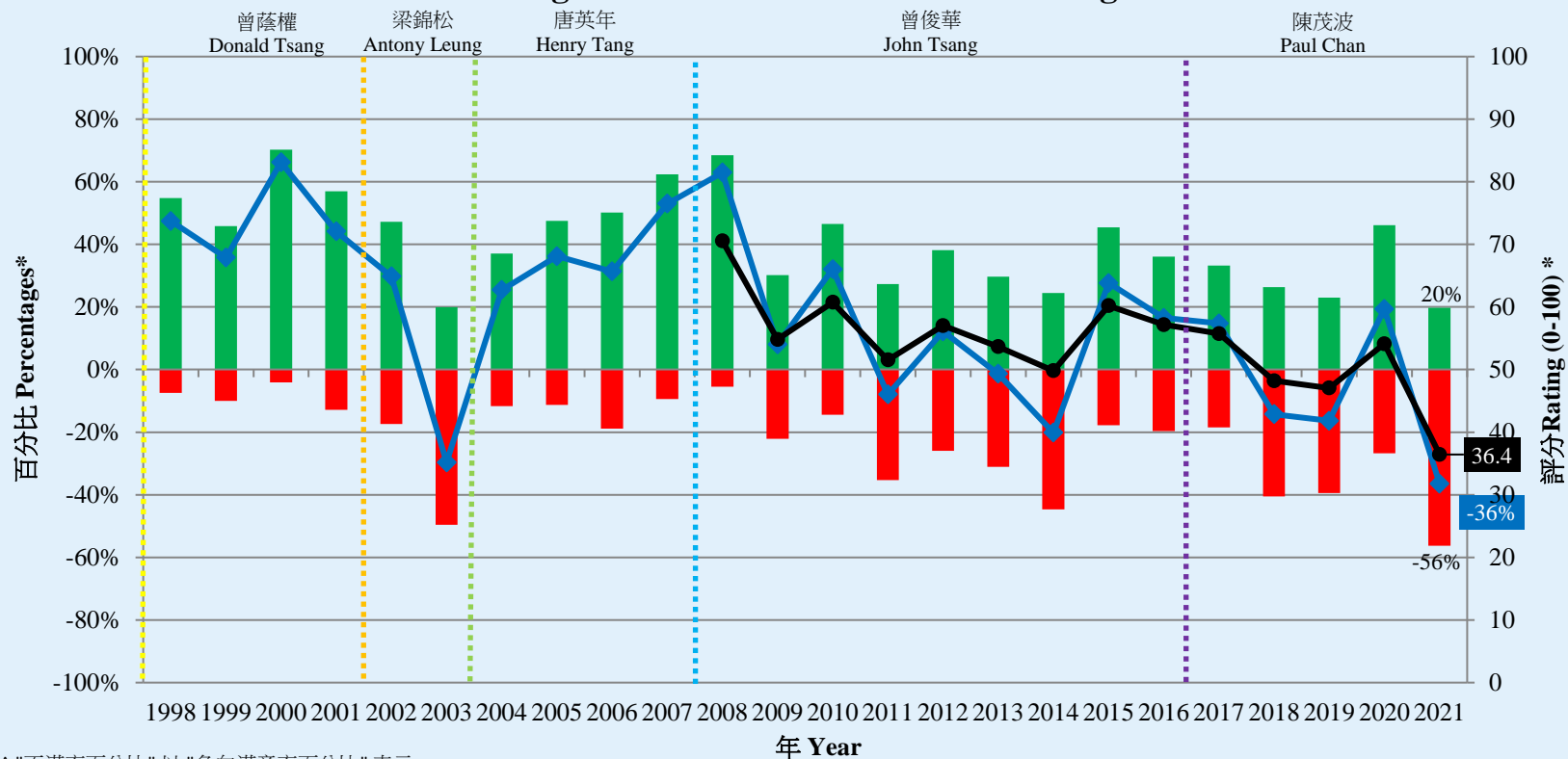
- After excluding those respondents who said they did not have any knowledge of the Budget, 20% said they were satisfied with it, 56% were dissatisfied, giving a net satisfaction rate of negative 36 percentage points. The average rating is 36.4 marks on a scale of 0 to 100. All popularity figures have significantly worsened compared to last year. The net satisfaction rate has registered an **all-time low** among instant surveys since records began in 1998, while the average rating has registered an **all-time low** among instant surveys since records began in 2008.

* Significant change

Survey Result - Appraisal of Budget

6

財政預算案即時滿意率 / 評分 Budget Instant Satisfaction Rate / Rating



^ "不滿率百分比" 以 "負向滿意率百分比" 表示

^ "% of dissatisfaction" is presented as "negative % of satisfaction"

* 撇除未聞財政預算案數字

* Excluding those who had not heard of the Budget

註 1：財政預算案評分調查始於2008年曾俊華第一份財政預算案

Note 1: Budget rating surveys started since 2008 i.e. FS John Tsang's first Budget.

■ 即時調查 - 滿意率 ■ 即時調查 - 不滿意率[^] —◆— 即時調查 - 淨值 —●— 評分
 Instant - Satisfaction Rate Instant - Dissatisfaction Rate Instant - Net Value Rating

Survey Topic

7

- Appraisal of Budget
- Popularity of Financial Secretary
- In-depth analysis by demographics

Survey Result - Popularity of Financial Secretary

8

• Popularity of Financial Secretary

		2-5/2/2021	24/2/2021	Change	Record
Financial Secretary Paul Chan	Vote of confidence	23%	27%	▲4%	Record high since Jan. 2021
	Vote of no confidence	44%	51%	▲6% *	Record high since Feb. 2020
	Net approval rate	-21%	-24%	▼3%	Record low since Mar. 2020
	Rating	35.2	36.2	▲1.0	Record high since Nov. 2020

- Instant survey shows that Financial Secretary Paul Chan's popularity has not changed significantly after he delivered the Budget Speech yesterday. His latest support rating is 36.2 marks, approval rate 27% and disapproval 51%, giving a net approval rate of negative 24 percentage points.

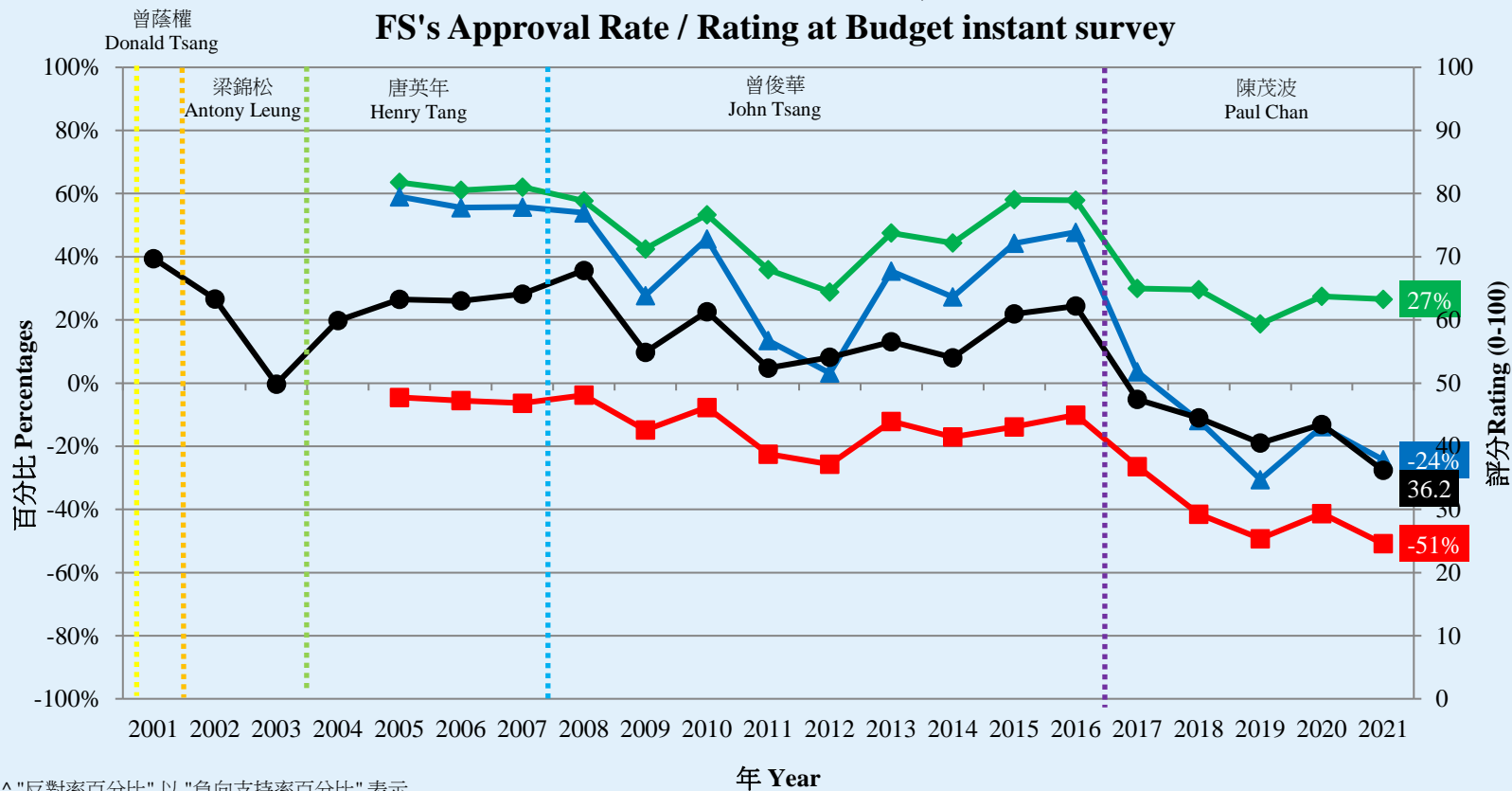
* Significant change

Survey Result - Popularity of Financial Secretary

10

即時調查財政司司長支持率 / 評分

FS's Approval Rate / Rating at Budget instant survey



^ "反對率百分比" 以 "負向支持率百分比" 表示

^ "% of disapproval" is presented as "negative % of approval"

註 1：財政司司長評分調查始於2001年曾蔭權第四份財政預算案
 Note 1: FS rating surveys started since 2001 i.e. FS Donald Tsang's fourth Budget.

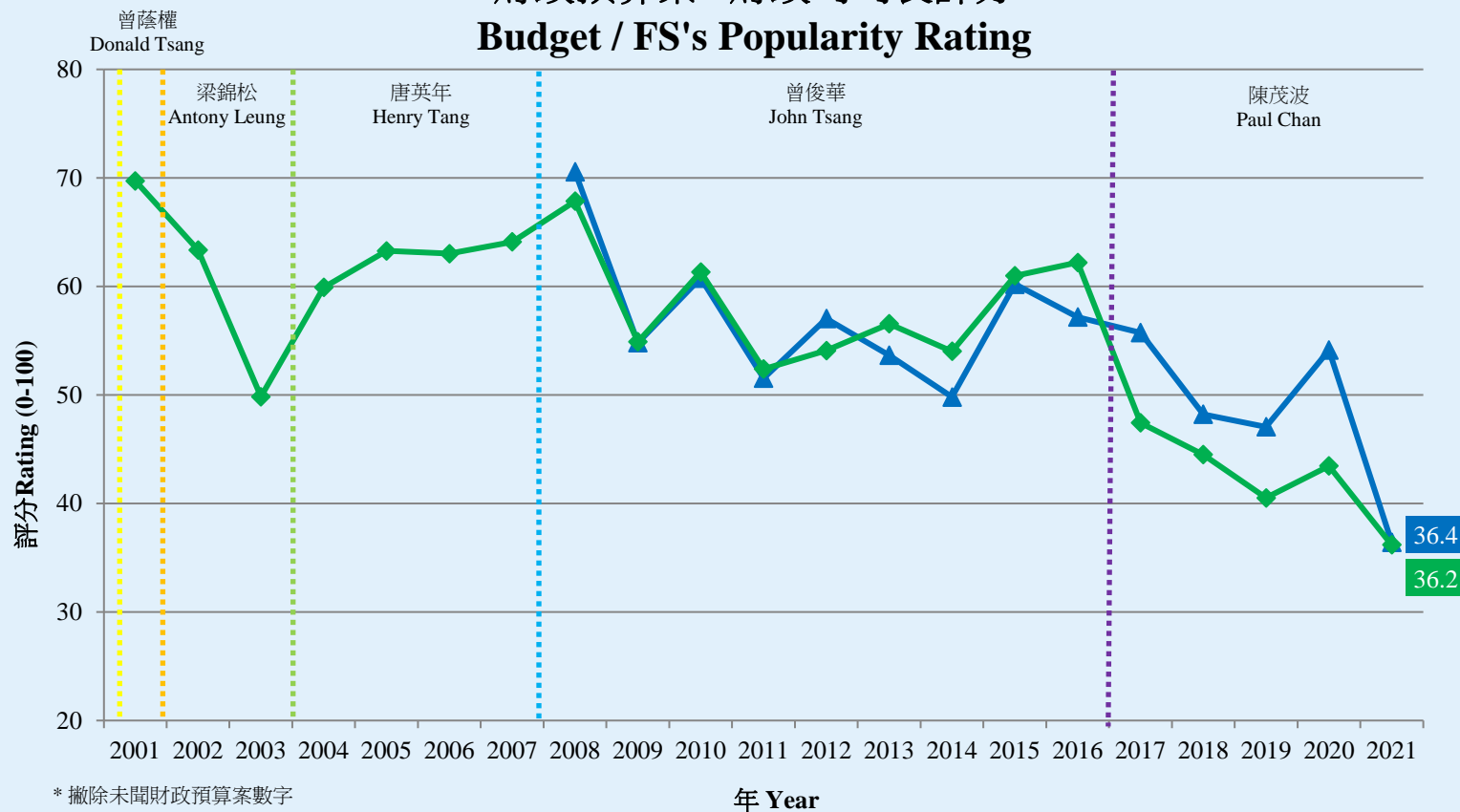
註 2：財政司司長支持率調查始於2005年唐英年第二份財政預算案
 Note 1: FS approval rate surveys started since 2005 i.e. FS Henry Tang's second Budget.

◆ 支持率 Approval Rate
 ■ 反對率^ Disapproval Rate
 ▲ 淨值 Net Value
 ● 評分 Rating

Survey Result - Popularity of Financial Secretary

11

財政預算案 / 財政司司長評分 Budget / FS's Popularity Rating



* 撇除未聞財政預算案數字

* Excluding those who had not heard of the Budget

註 1：財政司司長評分調查始於2001年曾蔭權第四份財政預算案

Note 1: FS rating surveys started since 2001 i.e. FS Donald Tsang's fourth Budget.

註 2：財政預算案評分調查始於2008年曾俊華第一份財政預算案

Note 2: Budget rating surveys started since 2008 i.e. FS John Tsang's first Budget.

▲ 財政預算案即時評分*
Budget Instant Rating*

◆ 財政司司長評分
FS's popularity rating

Survey Topic

12

- Appraisal of Budget
- Popularity of Financial Secretary
- In-depth analysis by demographics

Survey Result - In-depth analysis by demographics

14

• Education level

		Primary or below	Secondary	Tertiary or above	Overall
Budget	Satisfaction rate	37%	17%	13%	20%
	Half-half	12%	25%	12%	18%
	Dissatisfaction rate	34%	53%	73%	56%
	Rating	<u>52.3</u>	<u>38.5</u>	<u>25.8</u>	<u>36.4</u>
Financial Secretary Paul Chan	Vote of confidence	50%	25%	17%	27%
	Vote of no confidence	26%	49%	66%	51%
	Abstention	24%	26%	18%	23%
	Rating	<u>57.5</u>	<u>37.5</u>	<u>22.6</u>	<u>36.2</u>