

POP



HONG KONG PUBLIC OPINION PROGRAM

HONG KONG PUBLIC OPINION RESEARCH INSTITUTE

香港民意研究所 之 香港民意研究計劃

Latest Tracking Poll Results

March 16, 2021

Contact Information

2

- Date of survey: 8-12/3/2021
- Survey method: Random telephone survey conducted by real interviewers
- Target population: Cantonese-speaking Hong Kong residents aged 18+
- Sample size: 1,001 (including 496 landline and 505 mobile samples)
- Effective response rate: 47.6%
- Sampling error: Sampling error of percentages not more than +/-4%, that of net values not more than +/-7% and that of ratings not more than +/-2.7 at 95% conf. level
- Weighting method: Rim-weighted according to figures provided by the Census and Statistics Department. The gender-age distribution of the Hong Kong population came from “Mid-year population for 2019”, while the educational attainment (highest level attended) distribution and economic activity status distribution came from “Women and Men in Hong Kong - Key Statistics (2019 Edition)”.

Survey Topic

3

- Popularity of Chief Executive
- Popularity of Principal Officials

Survey Result - Popularity of Chief Executive

4

● Popularity of Chief Executive

		24-26/2/2021	8-12/3/2021	Change	Record
CE Carrie Lam	Rating	33.9	29.5	▼4.4 *	Record low since Jan. 2021
	Vote of confidence	23%	18%	▼5% *	Record low since Feb. 2021
	Vote of no confidence	67%	72%	▲5% *	Record high since Jan. 2021
	Net approval rate	-43%	-54%	▼10% *	Record low since Jan. 2021

- Our latest survey shows that the popularity rating of CE Carrie Lam has dropped significantly by 4.4 marks compared to half a month ago, now standing at 29.5 marks. 43% of the sample gave her 0 mark. Her approval rate is 18%, disapproval rate 72%, giving a net popularity of negative 54 percentage points, which has dropped significantly by 10 percentage points.

* Significant change

Survey Topic

5

- Popularity of Chief Executive
- Popularity of Principal Officials

Survey Result - Popularity of Secretaries of departments

6

• Secretaries of Departments

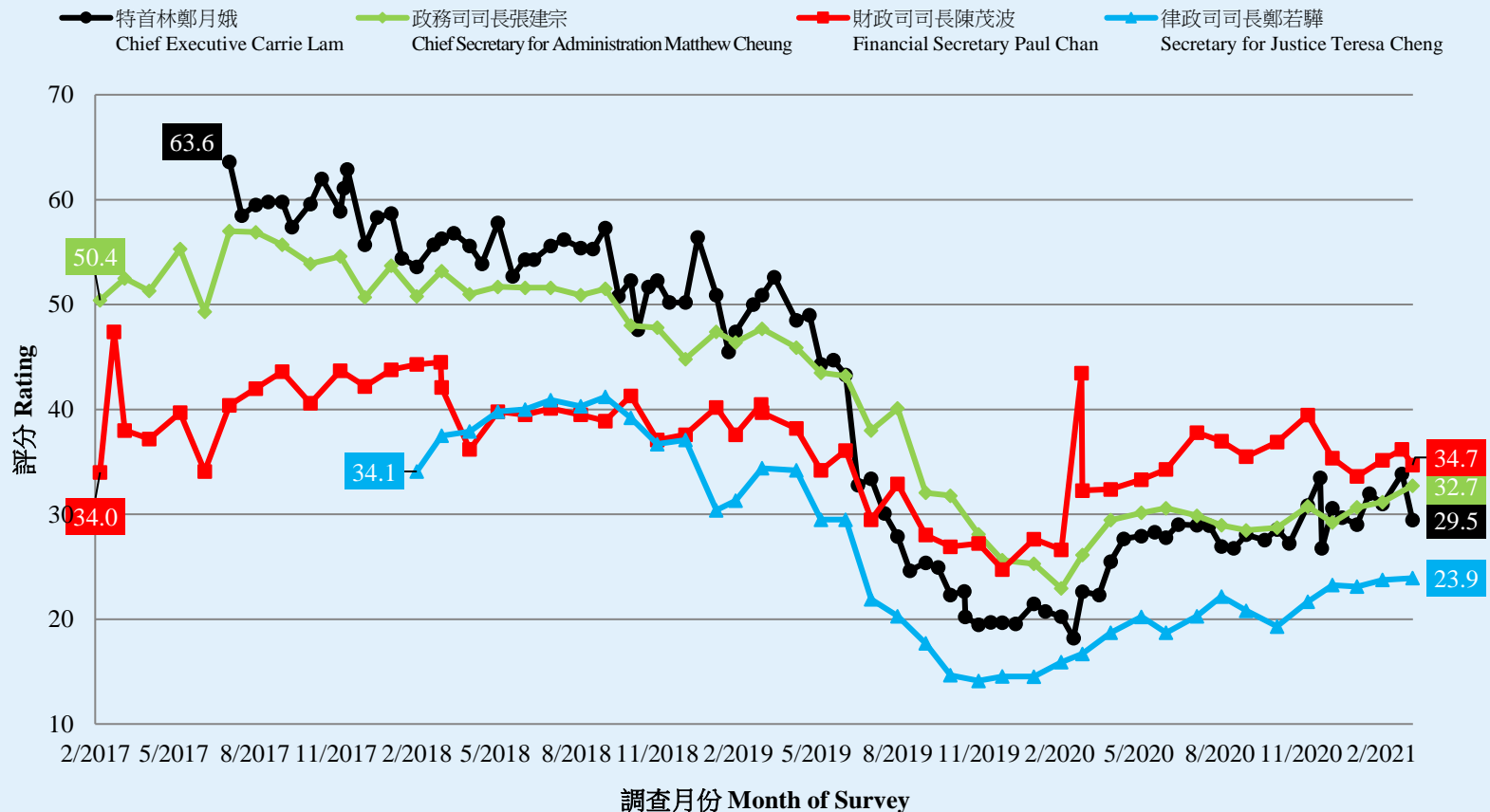
		2-5/2/2021	24/2/2021 [#]	8-12/3/2021	Change	Record
Chief Secretary for Administration Matthew Cheung	Rating	31.2	--	32.7	▲1.6	Record high since Aug. 2019
	Net approval rate	-31%	--	-25%	▲6%	Record high since Sept. 2019
Financial Secretary Paul Chan	Rating	35.2	36.2	34.7	▼1.5	Record low since Jan. 2021
	Net approval rate	-21%	-24%	-21%	▲3%	Record high since Jan. 2021
Secretary for Justice Teresa Cheng	Rating	23.8	--	23.9	▲0.2	Record high since Jun. 2019
	Net approval rate	-50%	--	-42%	▲8%	Record high since Jun. 2019

- All popularity figures of Secretaries of Departments have not changed much from last month.

This is our Budget instant survey, which only asked for FS's rating and approval rate.

Survey Result - Popularity of CE and Secretaries of departments

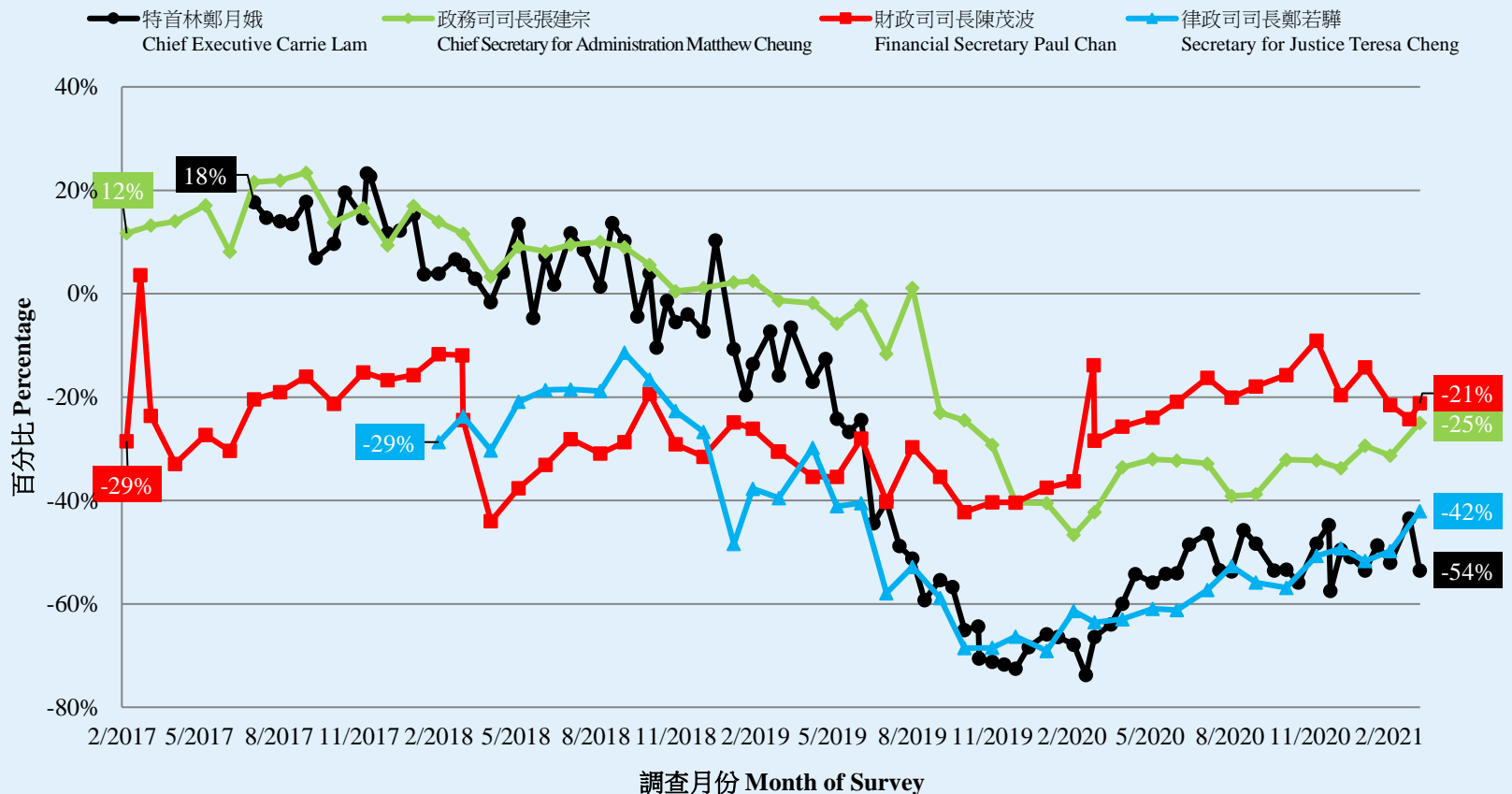
特首及各司長評分 - 綜合圖表 (按次計算)
 Ratings of Chief Executive and Secretaries of Departments - Combined (per poll)
 (2/2017 – 3/2021)



Survey Result - Popularity of CE and Secretaries of departments

12

特首及各司長支持率淨值 - 綜合圖表 (按次計算)
 Net approval rates of CE and Secretaries of Departments - Combined (per poll)
 (2/2017 – 3/2021)



Survey Result - Popularity of Directors of Bureaux

13

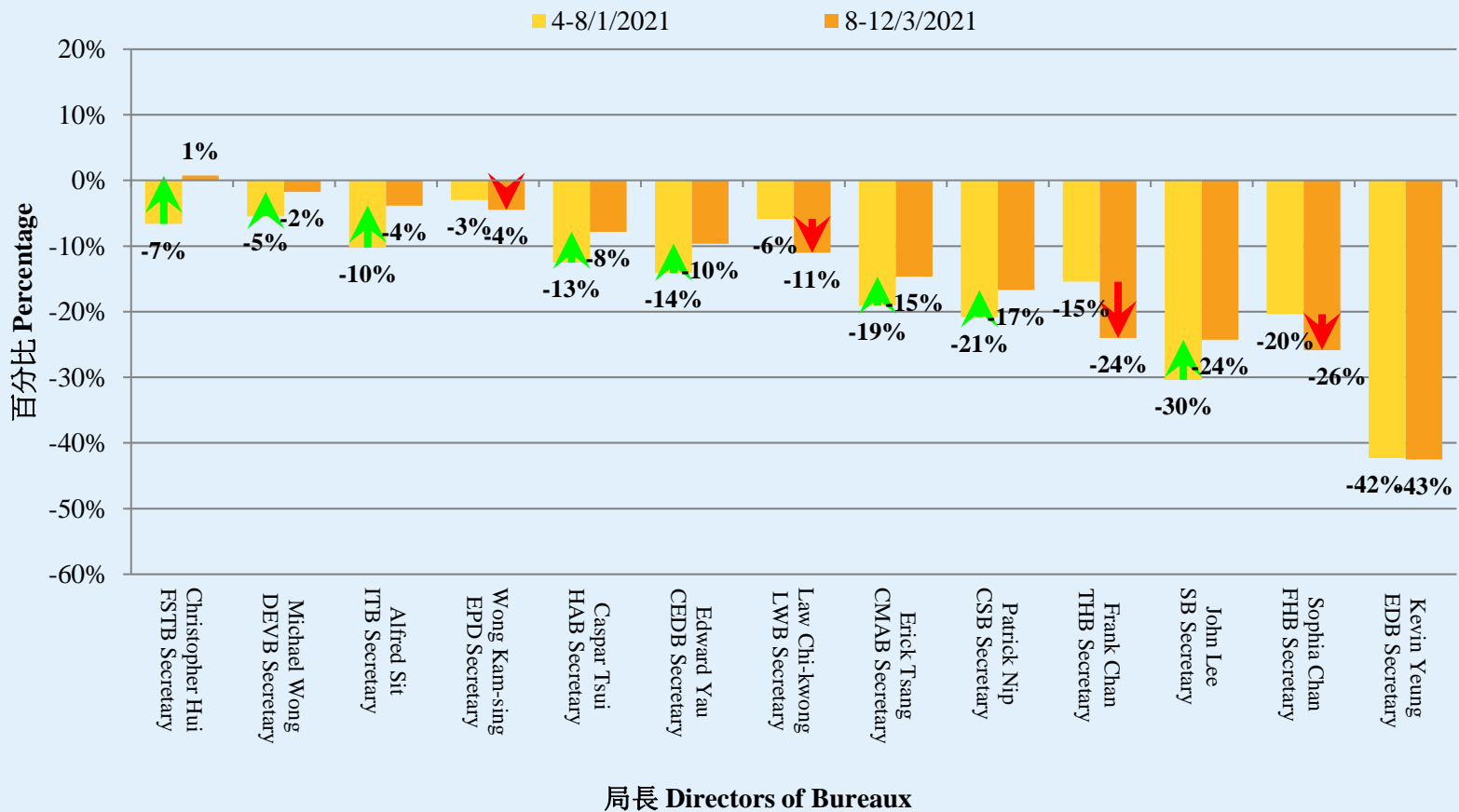
• Directors of Bureaux - Net approval rate

	4-8/1/2021	8-12/3/2021	Change	Record
Secretary for Financial Services and the Treasury Christopher Hui	-7%	1%	▲7%	All-time Record high since May 2020
Secretary for Development Michael Wong	-5%	-2%	▲4%	Record high since Sept. 2019
Secretary for Innovation and Technology Alfred Sit	-10%	-4%	▲6%	Record high since Nov. 2020
Secretary for the Environment Wong Kam-sing	-3%	-4%	▼2%	Record low since Aug. 2020
Secretary for Home Affairs Caspar Tsui	-13%	-8%	▲5%	Record high since May 2020
Secretary for Commerce and Economic Development Edward Yau	-14%	-10%	▲4%	Record high since Mar. 2020
Secretary for Labour and Welfare Law Chi-kwong	-6%	-11%	▼5%	Record low since Aug. 2020
Secretary for Constitutional and Mainland Affairs Erick Tsang	-19%	-15%	▲4%	All-time Record high since May 2020
Secretary for the Civil Service Patrick Nip	-21%	-17%	▲4%	Record high since May 2020
Secretary for Transport and Housing Frank Chan	-15%	-24%	▼9% *	Record low since Aug. 2020
Secretary for Security John Lee	-30%	-24%	▲6%	Record high since Jun. 2019
Secretary for Food and Health Sophia Chan	-20%	-26%	▼5%	Record low since Feb. 2020
Secretary for Education Kevin Yeung	-42%	-43%	--	--

* Significant change

Survey Result - Popularity of Directors of Bureaux

各局長假想投票結果 (支持率淨值) - 綜合圖表
 Hypothetical Voting of Directors of Bureau (Net Approval Rate) - Combined Charts



局長 Directors of Bureaux

POP



HONG KONG PUBLIC OPINION PROGRAM

HONG KONG PUBLIC OPINION RESEARCH INSTITUTE

香港民意研究所 之 香港民意研究計劃

Community Democracy Project - Community Health Module

Post-Epidemic Normality Resumption Index (PENRI)

Latest Results

March 16, 2021

Contact Information - PENRI

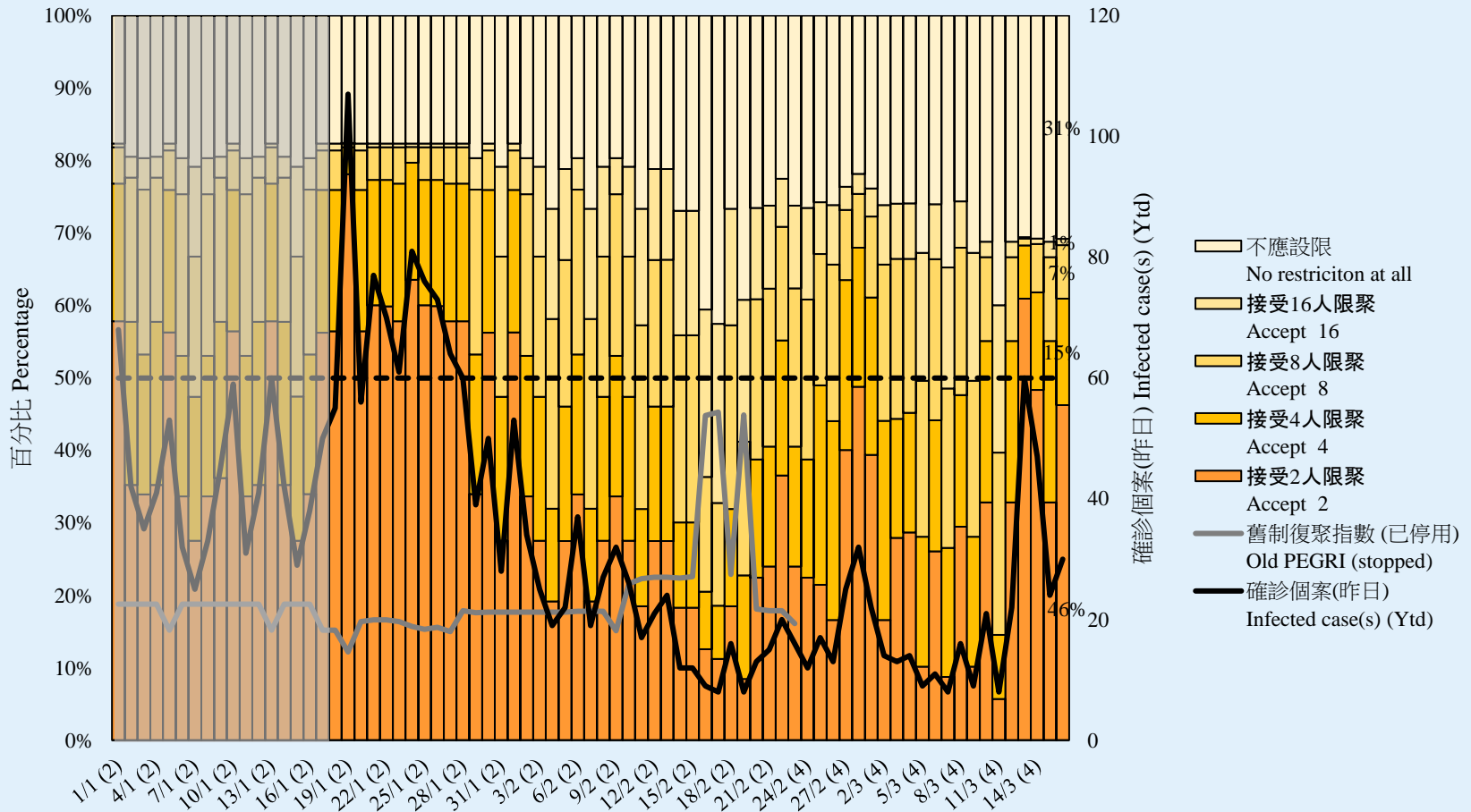
19

	HKPOP Panel
Date of survey	March 1, 3pm – March 8, 3pm
Survey method	Online survey
Target population	Hong Kong residents aged 12+
Total sample size	5,606
Response rate	5.9%
Sampling error	Sampling error of percentages at +/-1% at 95% confidence level
Weighting method	The figures are rim-weighted according to 1) gender-age distribution of Hong Kong population and by District Councils population figures from Census and Statistics Department; 2) Voting results of District Councils Election from Registration and Electoral Office; 3) rating distribution of Chief Executive from regular tracking surveys.

Survey Result - PENRI

20

疫後復聚指數 Post-Epidemic Gathering Resumption Index (PEGRI)



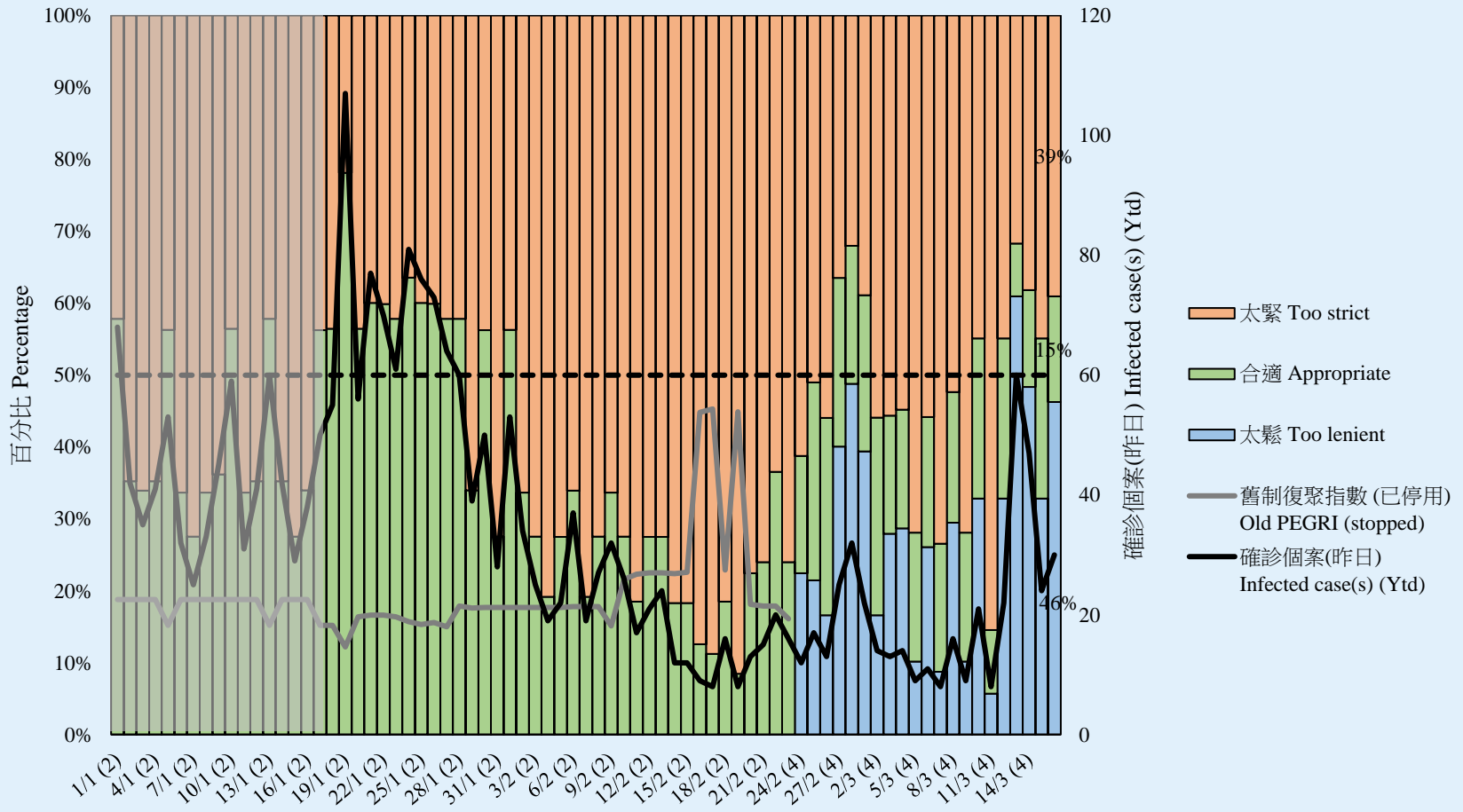
指數日期 (括弧數字為當天限聚令人數)

Date of PEGRI (figures in bracket = size of group gathering allowed that day)

Survey Result - PENRI

21

疫後復聚指數 Post-Epidemic Gathering Resumption Index (PEGRI)



指數日期 (括弧數字為當天限聚令人數)

Date of PEGRI (figures in bracket = size of group gathering allowed that day)