



HONG KONG PUBLIC OPINION RESEARCH INSTITUTE

香港民意研究所

Hong Kong Public Opinion Program of Hong Kong Public Opinion Research Institute

PopPanel Research Report No. 65 cum “We Hongkongers” Research Report No. 47

Survey Date: 15 to 18 March 2021

Release Date: 19 March 2021

Copyright of this report was generated by the Hong Kong Public Opinion Program (HKPOP) and opened to the world. HKPOP proactively promotes open data, open technology and the free flow of ideas, knowledge and information. The predecessor of HKPOP was the Public Opinion Programme at The University of Hong Kong (HKUPOP). “POP” in this publication may refer to HKPOP or HKUPOP as the case may be.

Research Background

"We Hongkongers" is an initiative advocated by Hong Kong Public Opinion Program (HKPOP) of Hong Kong Public Opinion Research Institute (HKPORI), with the support of many members of the civic society. With reference to the petition website "We the People" hosted by the White House of the United States, "We Hongkongers" aims to reflect public sentiment by conducting scientific research on any issues raised by Hong Kong citizens: https://www.pori.hk/wehongkongers_factsheet_20191017_chi.

"We Hongkongers" Project officially started on 17 October 2019, in the form of intensive rolling surveys. A total of 12 reports were published as of 23 December 2019. In mid-May 2020, in response to the rapid changes in Hong Kong's political and public sentiment, HKPOP redeveloped the "We Hongkongers" Project. Coupled with the rapid development of the "HKPOP Panel" established by PORI in July 2019, PORI decided to launch the "We Hongkongers Panel Survey" to further strengthen interaction with the public and as well as collect and analyze public opinion and there are 29 reports in total. In January 2021, PORI redeveloped the "We Hongkongers" Project again to strengthen the cooperation with non-governmental organizations, civil society organizations, concern groups and professional organizations, and the results will be released in the form of mini-forums to initiate policy discussions.

This report also represents Report No. 65 under HKPOP Panel survey series, as well as Report No. 47 under the "We Hongkongers" Project Series. The theme of this report is "Migration Tide in Hong Kong".

HKPOP sent out emails to all panel members at the beginning of the survey, inviting them to fill in the questionnaire at the designated online platform. Members were allowed to make repeated submissions, while only the last submission of each individual member would be used for analysis.

Contact Information

Herewith the contact information of the “We Hongkongers” Panel Survey:

Table 1: Detailed Contact Information

Survey method	Online survey
Target population	HKPOP Panel samples, namely Hong Kong People Representative Panel (Probability-based Panel) and Hong Kong People Volunteer Panel (Non-probability-based Panel)
Weighting method	The figures are rim-weighted according to 1) gender-age distribution, educational attainment (highest level attended) distribution, economic activity status distribution of Hong Kong population and by District Councils population figures from Census and Statistics Department; 2) Voting results of District Councils Election from Registration and Electoral Office; 3) rating distribution of Chief Executive from regular tracking surveys.
Date of survey	15 March, 3pm – 18 March, 3pm
Total sample size	5,697
Response rate	6.0%
Sampling error ^[1]	Sampling error of percentages at +/-1% at 95% confidence level

[1] All error figures in this release are calculated at 95% confidence level. “95% confidence level” means that if we were to repeat a certain survey 100 times with different random samples, we would expect 95 times having the population parameter within the respective error margins calculated. Because of sampling errors, when quoting percentages, journalists should refrain from reporting decimal places, whereas one decimal place can be used when quoting rating figures.

PopPanel Composition

Regarding data collection, survey data from both the Hong Kong People Representative Panel and Hong Kong People Volunteer Panel were collected in the form of online questionnaire.

Among them, the Hong Kong People Representative Panel comes from members of the “HKPOP Panel” recruited in regular random telephone surveys. HKPOP uses “HKPOP Panel” as a framework for conducting surveys for different research projects, any eligible family member in the household may be invited to participate in a specific research.

Meanwhile, members of the Hong Kong People Volunteer Panel are recruited online. Citizens only need to self-register in HKPORI website to participate in online questionnaires.

All panel data collected will be adjusted using rim-weighting, to minimize the effects of self-selection bias or participation bias. Details are documented in the Weighting Procedure section.

Response Rate

HKPOP adopts a set of contact definition in compliance with most international standards. Historically, the social research community in Hong Kong has developed its own set of contact rates, cooperation rates, response rates, and so on. HKPOP normally reports the "success rate" for online surveys.

The calculation of the success rates in this study refers to the following tables.

Table 2: Calculation of success rate of the HKPOP Panel (by HKPOP definition)

Success rate	
=	$\frac{\text{Successful cases}}{\text{Panel size of the Hong Kong People Representative Panel}} \times 100.0\%$
=	$\frac{5,697}{94,935} \times 100.0\%$
=	6.0%

Weighting Procedure

HKPOP has continuously adopted and enhanced its weighting method over the past few decades. For this survey, HKPOP adopts a "2 by 5 by 2 by 4 by 18 by 3 by 13" weighting procedure involving seven variables, namely, gender, age, educational attainment, economic activity status, district (18 cells), voting record (3 cells) and rating of Chief Executive (13 cells). Basically, the raw data of practically all random telephone surveys conducted by HKPOP are rim-weighted by the figures obtained from the Hong Kong Census and Statistics Department and/or Registration and Electoral Office so that the marginal distribution of the sample in terms of gender, age, educational attainment and economic activity status would match with that of the general population figures from the Hong Kong Census and Statistics Department. The marginal distribution of the sample in terms of district and voting record would match that of the general population figures from the Hong Kong Census and Statistics Department and/or Registration and Electoral Office. The marginal distribution of the sample in terms of "rating of Chief Executive" would match that of the general population in HKPOP's regular tracking surveys. This rim-weighting method (sometimes called raking) is found to be the most practicable method in processing HKPOP's survey data.

Specifically, the gender and age groupings used for weighting are as follows:

- Male 12-29
- Male 30-39
- Male 40-49
- Male 50-59
- Male 60 or above
- Female 12-29
- Female 30-39
- Female 40-49
- Female 50-59
- Female 60 or above

The educational attainments used for weighting are as follows:

- Secondary or below
- Tertiary or above

The economic activity statuses used for weighting are as follows:

- Working population / Others
- Home-makers / Housewives
- Students
- Retired person

The districts used for weighting are as follows:

- Central and Western
- Wan Chai
- Eastern
- Southern
- Yau Tsim Mong
- Sham Shui Po
- Kowloon City
- Wong Tai Sin
- Kwun Tong
- Tsuen Wan
- Tuen Mun
- Yuen Long
- North
- Tai Po
- Sai Kung
- Sha Tin
- Kwai Tsing
- Islands

The voting records used for weighting are as follows:

- Candidates of pro-democracy camp
- Candidates of non-pro-democracy camp
- Did not vote / blank/void vote

The "rating of Chief Executive" groupings used for weighting are as follows:

- 0 mark
- 1-9 mark(s)
- 10-19 marks
- 20-29 marks
- 30-39 marks
- 40-49 marks
- 50 marks
- 51-60 marks
- 61-70 marks
- 71-80 marks
- 81-90 marks
- 91-99 marks
- 100 marks

Quantitative Analysis Results

Quantitative analysis results of the “We Hongkongers” Panel Survey, after applying the standard weighting procedures, are as follows, all questions listed hereby are opinion questions:

Table 3: Q1 Survey results; Survey period: 15-18/3/2021

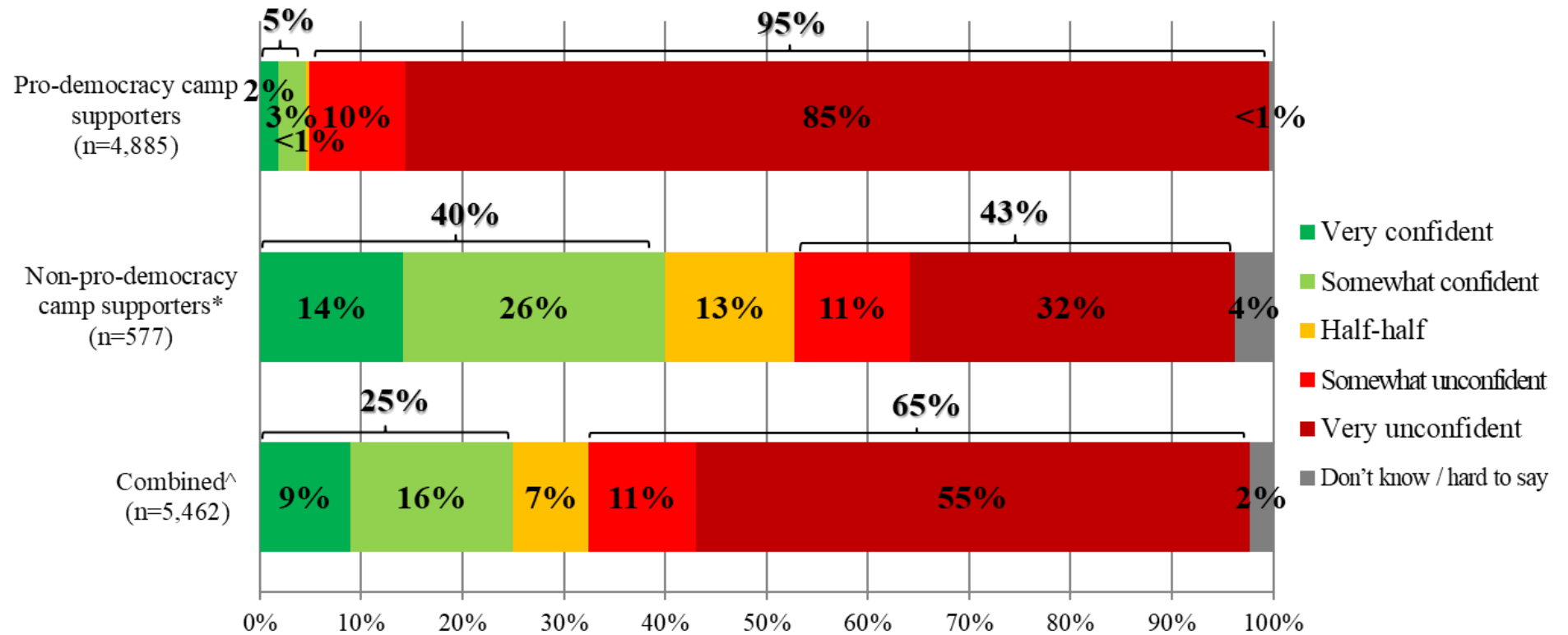
Q1 How confident are you in Hong Kong’s political environment in future?	Pro-democracy camp supporters (Base=4,885)	Non-pro-democracy camp supporters ^[2] (Base=577)	Combined ^[3] (Base=5,462)
Very confident	2%	14%	9%
Somewhat confident } Confident	3% } 5%	26% } 40%	16% } 25%
Half-half	<1%	13%	7%
Somewhat unconfident	10%	11%	11%
Very unconfident } Unconfident	85% } 95%	32% } 43%	55% } 65%
Don’t know / hard to say	<1%	4%	2%
Mean ^[4]	1.3	2.8	2.1

[2] Include: pro-establishment camp supporters, centrist supporters, no political inclination / politically neutral / do not belong to any camp

[3] The aggregated figures come from adjusting the by-group weighted figures using ratio of “pan-democratic” vs “non-pan-democratic” collected in regular tracking survey.

[4] The mean value is calculated by quantifying all individual responses into 1, 2, 3, 4, 5 marks according to their degree of positive level, where 1 is the lowest and 5 the highest, and then calculate the sample mean.

Chart 1: Q1 Combined chart



* Include: pro-establishment camp supporters, centrist supporters, no political inclination / politically neutral / do not belong to any camp

^ The aggregated figures come from adjusting the by-group weighted figures using ratio of "pan-democratic" vs "non-pan-democratic" collected in regular tracking survey

Table 4: Q2 Survey results; Survey period: 15-18/3/2021

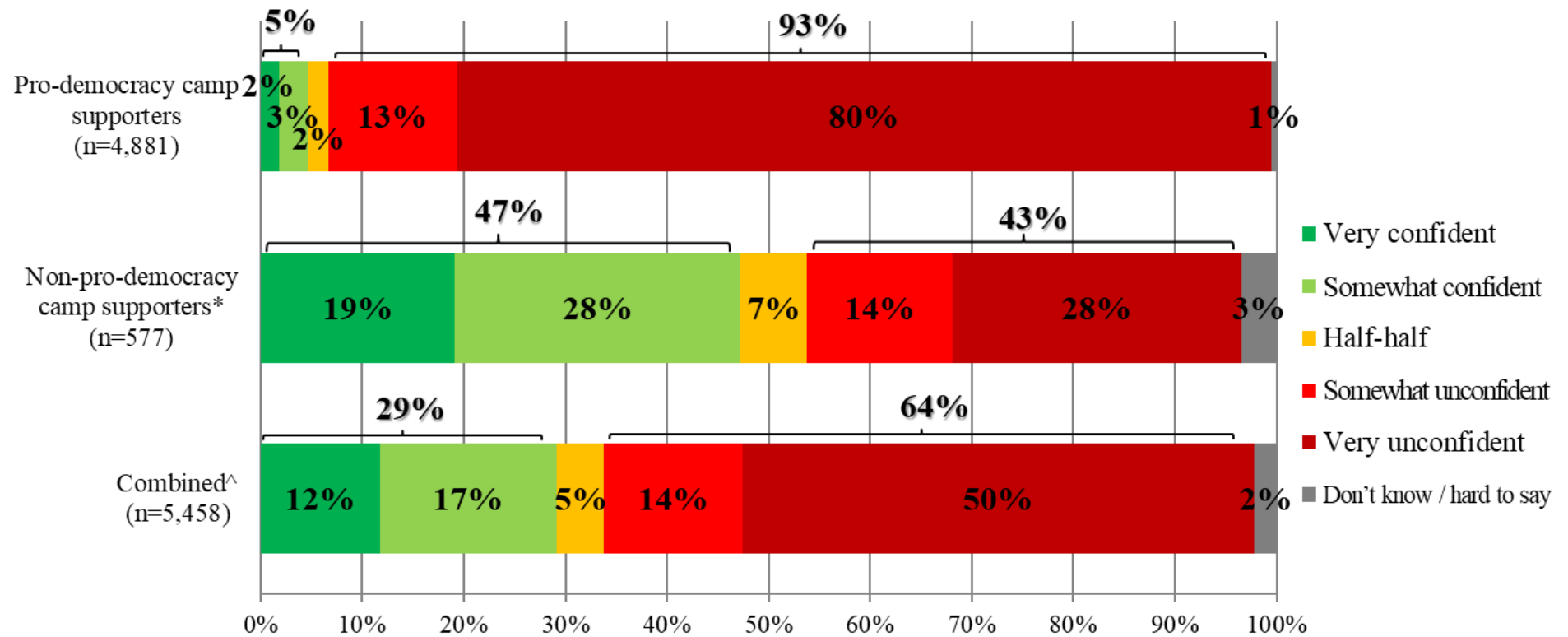
Q2 How confident are you in the level of personal freedom enjoyed by Hong Kong people in future?	Pro-democracy camp supporters (Base=4,881)	Non-pro-democracy camp supporters ^[5] (Base=577)	Combined ^[6] (Base=5,458)
Very confident	2%	19%	12%
Somewhat confident	3%	28%	17%
Half-half	2%	7%	5%
Somewhat unconfident	13%	14%	14%
Very unconfident	80%	28%	50%
Don't know / hard to say	1%	3%	2%
Mean^[7]	1.3	2.9	2.2

[5] Include: pro-establishment camp supporters, centrist supporters, no political inclination / politically neutral / do not belong to any camp

[6] The aggregated figures come from adjusting the by-group weighted figures using ratio of “pan-democratic” vs “non-pan-democratic” collected in regular tracking survey.

[7] The mean value is calculated by quantifying all individual responses into 1, 2, 3, 4, 5 marks according to their degree of positive level, where 1 is the lowest and 5 the highest, and then calculate the sample mean.

Chart 2: Q2 Combined chart



* Include: pro-establishment camp supporters, centrist supporters, no political inclination / politically neutral / do not belong to any camp

^ The aggregated figures come from adjusting the by-group weighted figures using ratio of "pan-democratic" vs "non-pan-democratic" collected in regular tracking survey

Table 5: Q3 Survey results; Survey period: 15-18/3/2021

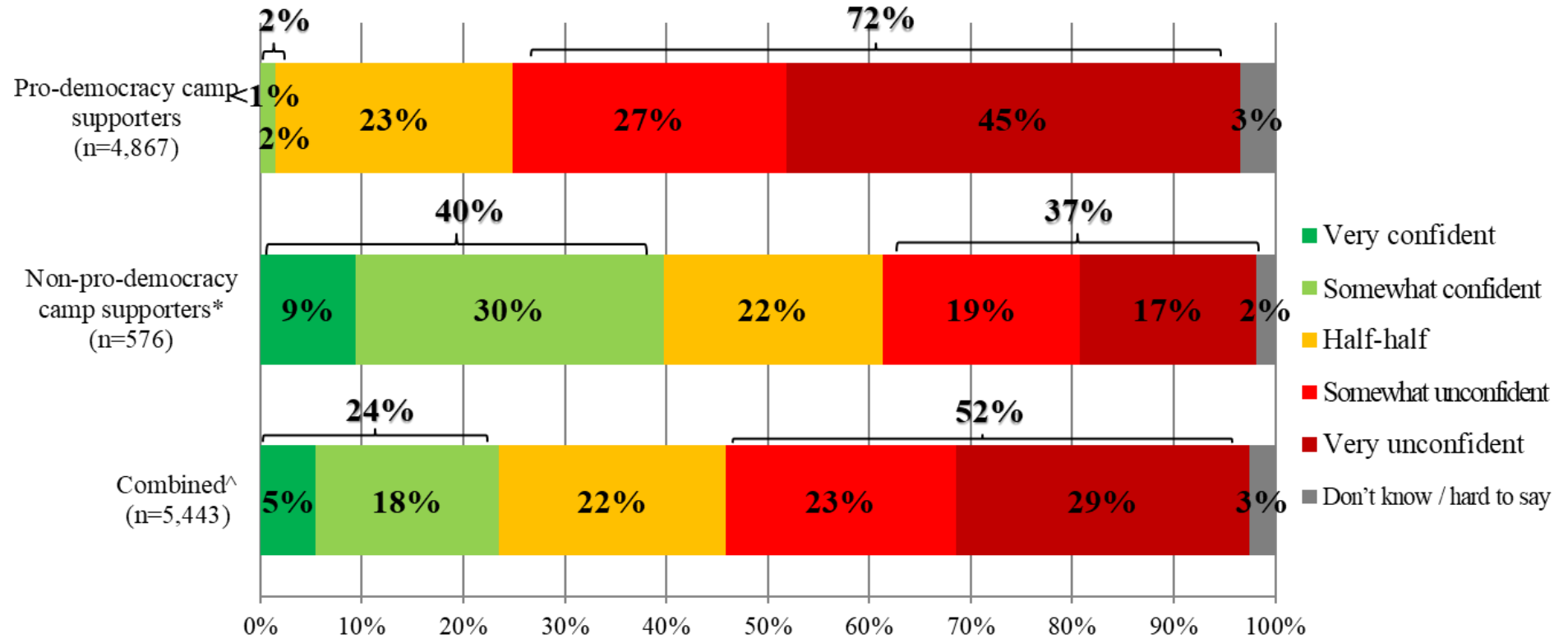
Q3 How confident are you in Hong Kong’s economic prospects?	Pro-democracy camp supporters (Base=4,867)	Non-pro-democracy camp supporters ^[8] (Base=576)	Combined ^[9] (Base=5,443)
Very confident Somewhat confident } Confident Half-half Somewhat unconfident Very unconfident } Unconfident Don’t know / hard to say	<1% 2% } 2% 23% 27% 45% } 72% 3%	9% 30% } 40% 22% 19% 17% } 37% 2%	5% 18% } 24% 22% 23% 29% } 52% 3%
Mean^[10]	1.8	2.9	2.5

[8] Include: pro-establishment camp supporters, centrist supporters, no political inclination / politically neutral / do not belong to any camp

[9] The aggregated figures come from adjusting the by-group weighted figures using ratio of “pan-democratic” vs “non-pan-democratic” collected in regular tracking survey.

[10] The mean value is calculated by quantifying all individual responses into 1, 2, 3, 4, 5 marks according to their degree of positive level, where 1 is the lowest and 5 the highest, and then calculate the sample mean.

Chart 3: Q3 Combined chart



* Include: pro-establishment camp supporters, centrist supporters, no political inclination / politically neutral / do not belong to any camp

^ The aggregated figures come from adjusting the by-group weighted figures using ratio of "pan-democratic" vs "non-pan-democratic" collected in regular tracking survey

Table 6: Q4 Survey results; Survey period: 15-18/3/2021

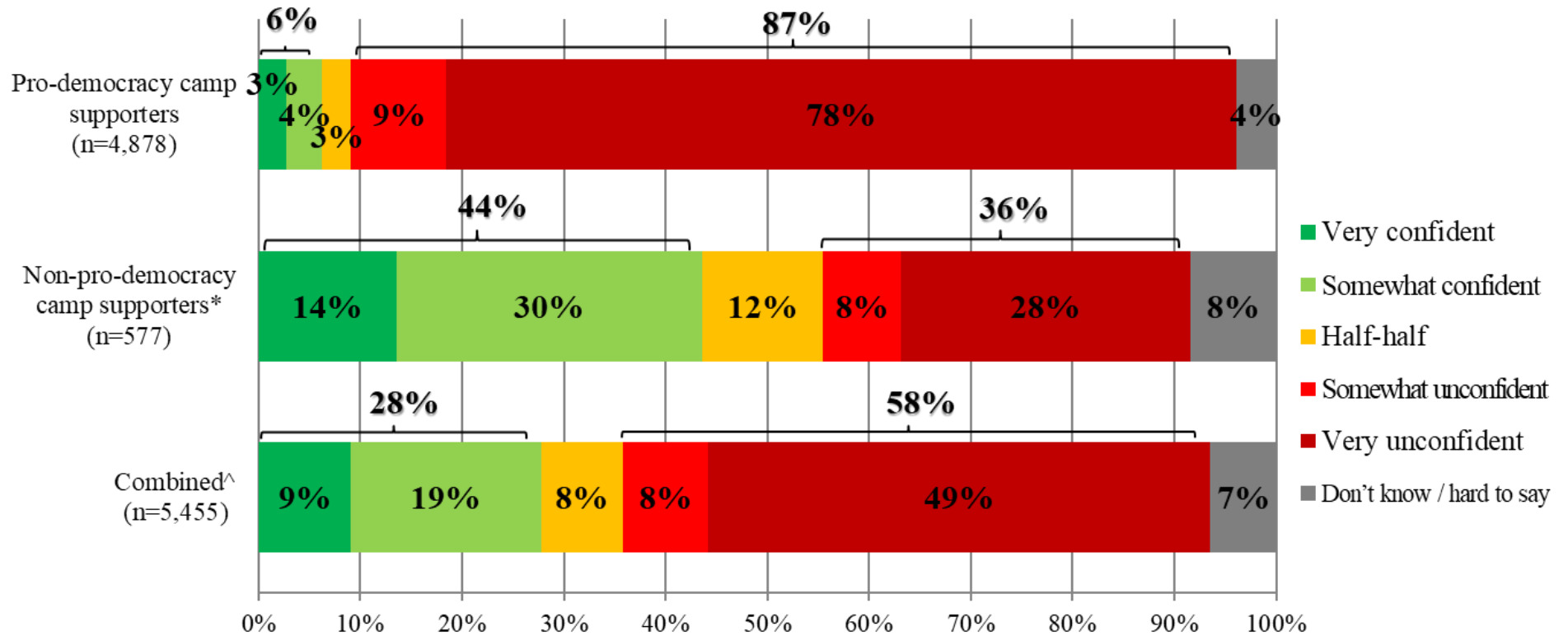
Q4 How confident are you in Mainland China’s political environment in future?	Pro-democracy camp supporters (Base=4,878)	Non-pro-democracy camp supporters ^[11] (Base=577)	Combined ^[12] (Base=5,455)
Very confident	3%	14%	9%
Somewhat confident } Confident	4% } 6%	30% } 44%	19% } 28%
Half-half	3%	12%	8%
Somewhat unconfident	9%	8%	8%
Very unconfident } Unconfident	78% } 87%	28% } 36%	49% } 58%
Don’t know / hard to say	4%	8%	7%
Mean ^[13]	1.4	2.9	2.2

[11] Include: pro-establishment camp supporters, centrist supporters, no political inclination / politically neutral / do not belong to any camp

[12] The aggregated figures come from adjusting the by-group weighted figures using ratio of “pan-democratic” vs “non-pan-democratic” collected in regular tracking survey.

[13] The mean value is calculated by quantifying all individual responses into 1, 2, 3, 4, 5 marks according to their degree of positive level, where 1 is the lowest and 5 the highest, and then calculate the sample mean.

Chart 4: Q4 Combined chart, by camp type



* Include: pro-establishment camp supporters, centrist supporters, no political inclination / politically neutral / do not belong to any camp

^ The aggregated figures come from adjusting the by-group weighted figures using ratio of "pan-democratic" vs "non-pan-democratic" collected in regular tracking survey

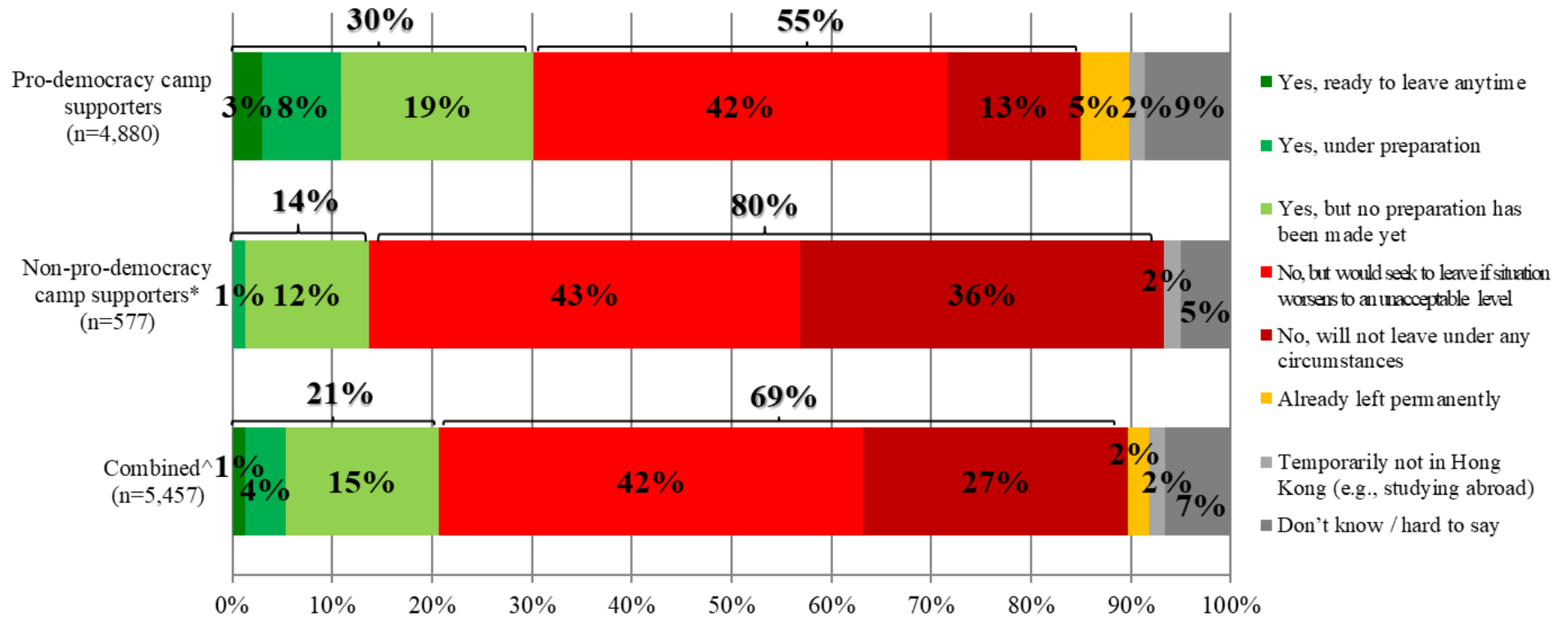
Table 7: Q5 Survey results; Survey period: 15-18/3/2021

Q5 Do you currently have any plan to leave Hong Kong permanently?	Pro-democracy camp supporters (Base=4,880)	Non-pro-democracy camp supporters ^[14] (Base=577)	Combined ^[15] (Base=5,457)
Ready to leave anytime	3%	<1%	1%
Yes, Under preparation	8%	1%	4%
But no preparation has been made yet	19%	12%	15%
No, But would seek to leave if situation worsens to an unacceptable level	42%	43%	42%
Will not leave under any circumstances	13%	36%	27%
Already left permanently	5%	<1%	2%
Temporarily not in Hong Kong (e.g., studying abroad)	2%	2%	2%
Don't know / hard to say	9%	5%	7%
	} 30%	} 14%	} 21%
	} 55%	} 80%	} 69%

[14] Include: pro-establishment camp supporters, centrist supporters, no political inclination / politically neutral / do not belong to any camp

[15] The aggregated figures come from adjusting the by-group weighted figures using ratio of “pan-democratic” vs “non-pan-democratic” collected in regular tracking survey.

Chart 5: Q5 Combined chart



* Include: pro-establishment camp supporters, centrist supporters, no political inclination / politically neutral / do not belong to any camp

^ The aggregated figures come from adjusting the by-group weighted figures using ratio of "pan-democratic" vs "non-pan-democratic" collected in regular tracking survey

Table 8: Q6 Survey results; Survey period: 15-18/3/2021

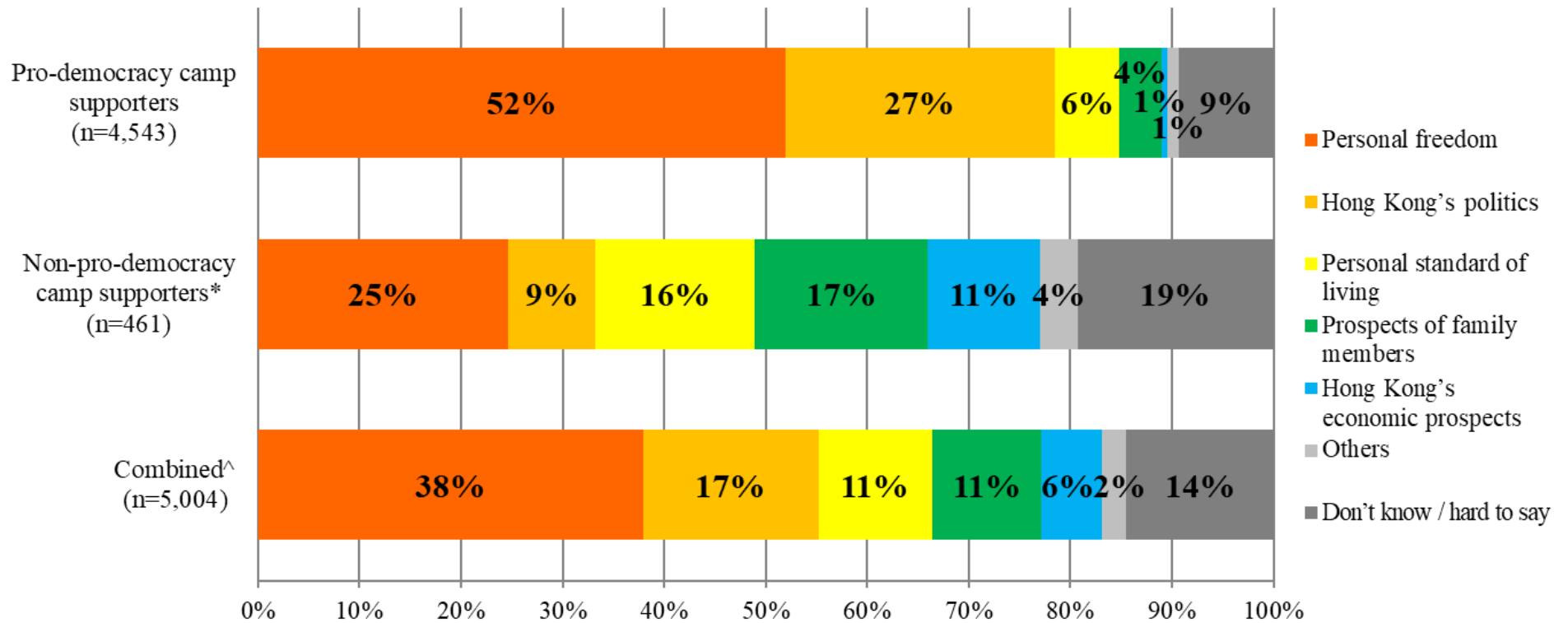
Q6 Worsening of condition in which of the following aspects would have the strongest effect of causing you to seek to leave Hong Kong permanently? ^[16]	Pro-democracy camp supporters (Base=4,543)	Non-pro-democracy camp supporters^[17] (Base=461)	Combined^[18] (Base=5,004)
Personal freedom	52%	25%	38%
Hong Kong’s politics	27%	9%	17%
Personal standard of living	6%	16%	11%
Prospects of family members	4%	17%	11%
Hong Kong’s economic prospects	1%	11%	6%
Others	1%	4%	2%
Don’t know / hard to say	9%	19%	14%

[16] Excluding those answered “no, will not leave under any circumstances” or “already left permanently” in Q5

[17] Include: pro-establishment camp supporters, centrist supporters, no political inclination / politically neutral / do not belong to any camp

[18] The aggregated figures come from adjusting the by-group weighted figures using ratio of “pan-democratic” vs “non-pan-democratic” collected in regular tracking survey.

Chart 6: Q6 Combined chart, by camp type



* Include: pro-establishment camp supporters, centrist supporters, no political inclination / politically neutral / do not belong to any camp

^ The aggregated figures come from adjusting the by-group weighted figures using ratio of "pan-democratic" vs "non-pan-democratic" collected in regular tracking survey

Appendices

Appendix 1: Demographic profile of respondents

Gender:	Pro-democracy camp supporters				Non-pro-democracy camp supporters #				Total			
	Raw sample		Weighted sample		Raw sample		Weighted sample		Raw sample		Weighted sample	
	Freq	%	Freq	%	Freq	%	Freq	%	Freq	%	Freq	%
Male	2,564	52.5%	1,052	47.6%	308	53.4%	1,499	49.9%	2,872	52.6%	2,551	48.9%
Female	2,317	47.4%	1,150	52.1%	267	46.3%	1,502	50.0%	2,584	47.3%	2,652	50.9%
Other	6	0.1%	8	0.3%	2	0.3%	1	<0.1%	8	0.1%	9	0.2%
Total	4,887	100.0%	2,210	100.0%	577	100.0%	3,002	100.0%	5,464	100.0%	5,212	100.0%
Missing case(s)	0		0		0		0		0		0	

Age:	Pro-democracy camp supporters				Non-pro-democracy camp supporters #				Total			
	Raw sample		Weighted sample		Raw sample		Weighted sample		Raw sample		Weighted sample	
	Freq	%	Freq	%	Freq	%	Freq	%	Freq	%	Freq	%
12 - 29	710	14.5%	774	35.0%	42	7.3%	272	9.0%	752	13.8%	1,046	20.1%
30 - 39	1,147	23.5%	285	12.9%	106	18.4%	350	11.6%	1,253	22.9%	634	12.2%
40 - 49	1,235	25.3%	423	19.1%	133	23.1%	517	17.2%	1,368	25.1%	940	18.0%
50 - 59	1,127	23.1%	499	22.6%	166	28.8%	1,146	38.2%	1,293	23.7%	1,645	31.6%
60 or above	664	13.6%	229	10.4%	130	22.5%	717	23.9%	794	14.5%	947	18.2%
Total	4,883	100.0%	2,210	100.0%	577	100.0%	3,002	100.0%	5,460	100.0%	5,212	100.0%
Missing case(s)	4	0%	<1	0%	0		0		4		<1	

Education attainment:	Pro-democracy camp supporters				Non-pro-democracy camp supporters #				Total			
	Raw sample		Weighted sample		Raw sample		Weighted sample		Raw sample		Weighted sample	
	Freq	%	Freq	%	Freq	%	Freq	%	Freq	%	Freq	%
Primary or below	10	0.2%	27	1.2%	3	0.5%	9	0.3%	13	0.2%	36	0.7%
Secondary	718	14.7%	647	29.3%	125	21.7%	920	30.6%	843	15.4%	1,567	30.1%
Tertiary or above	4,156	85.1%	1,534	69.5%	449	77.8%	2,073	69.0%	4,605	84.3%	3,606	69.2%
Total	4,884	100.0%	2,208	100.0%	577	100.0%	3,002	100.0%	5,461	100.0%	5,210	100.0%
Missing case(s)	3	0%	2	0%	0	0%	0	0%	3	0%	2	0%

Occupation:	Pro-democracy camp supporters				Non-pro-democracy camp supporters #				Total			
	Raw sample		Weighted sample		Raw sample		Weighted sample		Raw sample		Weighted sample	
	Freq	%	Freq	%	Freq	%	Freq	%	Freq	%	Freq	%
Administrators and professionals	1,934	39.7%	436	19.8%	203	35.2%	811	27.0%	2,137	39.2%	1,247	24.0%
Clerks and service workers	1,309	26.8%	498	22.7%	149	25.8%	752	25.1%	1,458	26.7%	1,251	24.0%
Workers	97	2.0%	153	6.9%	15	2.6%	94	3.1%	112	2.1%	247	4.7%
Students	183	3.8%	445	20.2%	8	1.4%	55	1.8%	191	3.5%	499	9.6%
Home-makers / housewives	233	4.8%	225	10.2%	21	3.6%	185	6.2%	254	4.7%	410	7.9%
Others	1,120	23.0%	443	20.1%	181	31.4%	1,105	36.8%	1,301	23.9%	1,548	29.8%
Total	4,876	100.0%	2,200	100.0%	577	100.0%	3,002	100.0%	5,453	100.0%	5,201	100.0%
Missing case(s)	11	0%	10	0%	0	0%	0	0%	11	0%	10	0%

District:	Pro-democracy camp supporters				Non-pro-democracy camp supporters #				Total			
	Raw sample		Weighted sample		Raw sample		Weighted sample		Raw sample		Weighted sample	
	Freq	%	Freq	%	Freq	%	Freq	%	Freq	%	Freq	%
Central & Western	222	4.6%	110	5.1%	28	4.9%	66	2.2%	250	4.6%	177	3.4%
Wan Chai	116	2.4%	50	2.3%	16	2.8%	76	2.6%	132	2.4%	127	2.5%
Eastern	492	10.2%	136	6.2%	68	11.9%	270	9.0%	560	10.3%	406	7.9%
Southern	199	4.1%	25	1.2%	23	4.0%	140	4.7%	222	4.1%	165	3.2%
Yau Tsim Mong	195	4.0%	105	4.8%	26	4.6%	106	3.6%	221	4.1%	211	4.1%
Sham Shui Po	234	4.8%	115	5.3%	32	5.6%	252	8.4%	266	4.9%	367	7.1%
Kowloon City	259	5.3%	40	1.8%	34	6.0%	222	7.4%	293	5.4%	263	5.1%
Wong Tai Sin	263	5.4%	86	4.0%	19	3.3%	75	2.5%	282	5.2%	161	3.1%
Kwun Tong	339	7.0%	302	13.9%	47	8.2%	294	9.8%	386	7.1%	596	11.5%
Tsuen Wan	237	4.9%	140	6.4%	30	5.3%	128	4.3%	267	4.9%	268	5.2%
Tuen Mun	286	5.9%	180	8.3%	33	5.8%	133	4.4%	319	5.9%	313	6.0%
Yuen Long	309	6.4%	84	3.9%	41	7.2%	255	8.5%	350	6.5%	339	6.6%
North	156	3.2%	63	2.9%	13	2.3%	88	2.9%	169	3.1%	151	2.9%
Tai Po	227	4.7%	231	10.6%	24	4.2%	59	2.0%	251	4.6%	290	5.6%
Sai Kung	379	7.8%	120	5.5%	37	6.5%	258	8.6%	416	7.7%	378	7.3%
Sha Tin	555	11.5%	185	8.5%	62	10.9%	219	7.3%	617	11.4%	404	7.8%
Kwai Tsing	258	5.3%	117	5.4%	25	4.4%	251	8.4%	283	5.2%	368	7.1%
Islands	120	2.5%	88	4.0%	12	2.1%	96	3.2%	132	2.4%	183	3.5%
Total	4,846	100.0%	2,179	100.0%	570	100.0%	2,988	100.0%	5,416	100.0%	5,167	100.0%
Missing case(s)	41		31		7		14		48		45	

Political inclination*:	Pro-democracy camp supporters				Non-pro-democracy camp supporters #				Total			
	Raw sample		Weighted sample		Raw sample		Weighted sample		Raw sample		Weighted sample	
	Freq	%	Freq	%	Freq	%	Freq	%	Freq	%	Freq	%
Pro-democracy camp	2,806	57.4%	1,412	63.9%	0	0%	0	0%	2,806	51.4%	1,412	27.1%
Pro-establishment camp	0	0%	0	0%	37	6.4%	478	15.9%	37	0.7%	478	9.2%
Localist	2,081	42.6%	798	36.1%	0	0%	0	0%	2,081	38.1%	798	15.3%
Centrist	0	0%	0	0%	188	32.6%	804	26.8%	188	3.4%	804	15.4%
Others	0	0%	0	0%	0	0%	0	0%	0	0%	0	0%
No political inclination / politically neutral / don't belong to any camp	0	0%	0	0%	352	61.0%	1,720	57.3%	352	6.4%	1,720	33.0%
Don't know / hard to say	0	0%	0	0%	0	0%	0	0%	0	0%	0	0%
Total	4,887	100.0%	2,210	100.0%	577	100.0%	3,002	100.0%	5,464	100.0%	5,212	100.0%
Missing case(s)	0		0		0		0		0		0	

Voted political camp*:	Pro-democracy camp supporters				Non-pro-democracy camp supporters #				Total			
	Raw sample		Weighted sample		Raw sample		Weighted sample		Raw sample		Weighted sample	
	Freq	%	Freq	%	Freq	%	Freq	%	Freq	%	Freq	%
Democratic	4,633	95.2%	1,127	51.5%	351	60.8%	373	12.4%	4,984	91.6%	1,500	28.9%
Non-democratic	13	0.3%	89	4.1%	102	17.7%	1,460	48.7%	115	2.1%	1,549	29.9%
Did not vote / blank vote / void vote / don't know / hard to say / refuse to answer	148	3.0%	427	19.5%	86	14.9%	822	27.4%	234	4.3%	1,250	24.1%
Not a registered voter	73	1.5%	543	24.8%	38	6.6%	347	11.5%	111	2.0%	890	17.1%
Total	4,867	100.0%	2,187	100.0%	577	100.0%	3,002	100.0%	5,444	100.0%	5,189	100.0%

*(Only for respondents aged 18 or above or refuse to answer age)

Including pro-establishment camp supporters, centrist supporters, no political inclination / politically neutral / do not belong to any camp

Appendix 2: Contact Information

Total valid samples	5,697
Survey period	15-18/3/2021
Success rate	6.0%
Questionnaires sent out	94,935
Questionnaires received	6,105
Ineligible samples	26
Invalid samples	275
Incomplete samples	107
Standard error	0.7%
Sampling error	1.3%

Appendix 3: Quantitative analyses

Q1 Survey results, by camp type; Survey period: 15-18/3/2021

Q1 How confident are you in Hong Kong's political environment in future?	Pro-democracy camp supporters	Non-pro-democracy camp supporters #	Total
	Percentages (Base=2,210)	Percentages (Base=3,002)	Percentages (Base=5,212)
Very confident	1.8%	14.2%	8.9%
Somewhat confident	2.7%	25.9%	16.1%
Half-half	0.3%	12.7%	7.5%
Somewhat unconfident	9.6%	11.4%	10.6%
Very unconfident	85.2%	32.0%	54.6%
Don't know / hard to say	0.4%	3.8%	2.3%
Total	100.0%	100.0%	100.0%
Mean values	1.3	2.8	2.1
Standard error of mean	<0.1	<0.1	<0.1
Median	1.0	3.0	1.0
<i>Refuse to answer</i>	<1	0	<1
Net value (Confident- Unconfident)	-90.3%	-3.4%	-40.3%

Including pro-establishment camp supporters, centrist supporters, no political inclination / politically neutral / do not belong to any camp

Q2 Survey results, by camp type; Survey period: 15-18/3/2021

Q2 How confident are you in the level of personal freedom enjoyed by Hong Kong people in future?	Pro-democracy camp supporters	Non-pro-democracy camp supporters #	Total
	Percentages (Base=2,210)	Percentages (Base=3,002)	Percentages (Base=5,211)
Very confident	1.8%	19.2%	11.8%
Somewhat confident	2.7%	28.1%	17.3%
Half-half	2.1%	6.6%	4.7%
Somewhat unconfident	12.7%	14.3%	13.6%
Very unconfident	80.1%	28.5%	50.4%
Don't know / hard to say	0.5%	3.4%	2.2%
Total	100.0%	100.0%	100.0%
Mean values	1.3	2.9	2.2
Standard error of mean	<0.1	<0.1	<0.1
Median	1.0	3.0	1.0
<i>Refuse to answer</i>	<1	0	<1
Net value (Confident- Unconfident)	-88.2%	+4.5%	-34.8%

Including pro-establishment camp supporters, centrist supporters, no political inclination / politically neutral / do not belong to any camp

Q3 Survey results, by camp type; Survey period: 15-18/3/2021

Q3 How confident are you in Hong Kong's economic prospects?	Pro-democracy camp supporters	Non-pro-democracy camp supporters #	Total
	Percentages (Base=2,209)	Percentages (Base=3,002)	Percentages (Base=5,211)
Very confident	0.0%	9.4%	5.4%
Somewhat confident	1.5%	30.4%	18.1%
Half-half	23.3%	21.6%	22.3%
Somewhat unconfident	27.0%	19.5%	22.6%
Very unconfident	44.8%	17.3%	28.9%
Don't know / hard to say	3.4%	1.9%	2.6%
Total	100.0%	100.0%	100.0%
Mean values	1.8	2.9	2.5
Standard error of mean	<0.1	<0.1	<0.1
Median	2.0	3.0	2.0
<i>Refuse to answer</i>	1	<1	1
Net value (Confident- Unconfident)	-70.2%	+3.0%	-28.0%

Including pro-establishment camp supporters, centrist supporters, no political inclination / politically neutral / do not belong to any camp

Q4 Survey results, by camp type; Survey period: 15-18/3/2021

Q4 How confident are you in Mainland China’s political environment in future?	Pro-democracy camp supporters	Non-pro-democracy camp supporters #	Total
	Percentages (Base=2,209)	Percentages (Base=3,002)	Percentages (Base=5,211)
Very confident	2.8%	13.6%	9.0%
Somewhat confident } Confident	3.5% } 6.3%	30.0% } 43.6%	18.8% } 27.8%
Half-half	2.7%	11.9%	8.0%
Somewhat unconfident	9.4%	7.7%	8.4%
Very unconfident } Unconfident	77.6% } 87.0%	28.4% } 36.1%	49.3% } 57.7%
Don’t know / hard to say	3.9%	8.4%	6.5%
Total	100.0%	100.0%	100.0%
Mean values	1.4	2.9	2.2
Standard error of mean	<0.1	<0.1	<0.1
Median	1.0	3.0	1.0
<i>Refuse to answer</i>	<1	0	<1
Net value (Confident- Unconfident)	-80.8%	+7.5%	-29.9%

Including pro-establishment camp supporters, centrist supporters, no political inclination / politically neutral / do not belong to any camp

Q5 Survey results, by camp type; Survey period: 15-18/3/2021

Q5 Do you currently have any plan to leave Hong Kong permanently?	Pro-democracy camp supporters	Non-pro-democracy camp supporters #	Total
	Percentages (Base=2,210)	Percentages (Base=3,002)	Percentages (Base=5,211)
Yes, ready to leave anytime	3.0%	0.1%	1.3%
Yes, under preparation	7.9%	1.2%	4.0%
Yes, but no preparation has been made yet	19.2%	12.5%	15.3%
No, but would seek to leave if situation worsen	41.5%	43.2%	42.5%
No, will not leave under any circumstances	13.3%	36.4%	26.6%
Already left permanently	4.9%	0.0%	2.1%
Temporarily not in Hong Kong (e.g., studying abroad)	1.6%	1.7%	1.7%
Don't know / hard to say	8.6%	5.1%	6.5%
Total	100.0%	100.0%	100.0%
<i>Refuse to answer</i>	<1	0	<1

Including pro-establishment camp supporters, centrist supporters, no political inclination / politically neutral / do not belong to any camp

Q6 Survey results, by camp type; Survey period: 15-18/3/2021

Q6 Worsening of condition in which of the following aspects would have the strongest effect of causing you to seek to leave Hong Kong permanently? *	Pro-democracy camp supporters	Non-pro-democracy camp supporters #	Total
	Percentages	Percentages	Percentages
	(Base=1,808)	(Base=1,910)	(Base=3,718)
Personal freedom	51.9%	24.6%	37.9%
Personal standard of living	6.4%	15.8%	11.2%
Prospects of family members	4.1%	17.0%	10.8%
Hong Kong’s politics	26.5%	8.5%	17.3%
Hong Kong’s economic prospects	0.6%	11.1%	6.0%
Others	1.1%	3.7%	2.4%
Don’t know / hard to say	9.4%	19.3%	14.5%
Total	100.0%	100.0%	100.0%
<i>Refuse to answer</i>	<1	<1	<1

Including pro-establishment camp supporters, centrist supporters, no political inclination / politically neutral / do not belong to any camp

* Excluded those who answered “No, will not leave under any circumstances” or “Already left permanently” in Q5

Appendix 4: Survey questionnaire (15-18/3/2021)

HKPORI: We Hongkongers & Community Health Survey

Hong Kong Public Opinion Research Institute is politically neutral, we welcome different opinions. All personal data will be kept strictly confidential. You can fill in the questionnaire again at any time to express your latest views, and your last submission will be collated. For enquiries, please email us at panel@pori.hk .

Last updated: xxxx-xx-xx xx:xx

Tentative next update: xxxx-xx-xx

***Required**

(Registered member) Panel ID: *

(Please do not alter the pre-filled ID)

(Registered member) Invitation token: *

(Please do not alter the pre-filled token)

(New member) Please first register as a HKPOP Panel member at

<https://www.pori.hk/panel.html?lang=en> *

- Already registered as a member earlier (Please go to the survey platform by clicking on the designated hyperlink sent to you by email)
- Have just registered as a member
- Not yet registered as a member, and will register after completing the survey (Please note: Your response will be removed if you have not yet successfully registered as a member at the time of data analysis)

Eligibility Confirmation

(New member)

Email used / will be used in registration: *

Are you a Hong Kong resident aged 12 or above? *

- Yes
- No

We Hongkongers

How confident are you in Hong Kong's political environment in future?

- Very confident
- Somewhat confident
- Half-half
- Somewhat unconfident
- Very unconfident
- Don't know / hard to say

How confident are you in the level of personal freedom enjoyed by Hong Kong people in future?

- Very confident
- Somewhat confident
- Half-half
- Somewhat unconfident
- Very unconfident
- Don't know / hard to say

How confident are you in Hong Kong's economic prospects?

- Very confident
- Somewhat confident
- Half-half
- Somewhat unconfident
- Very unconfident
- Don't know / hard to say

How confident are you in Mainland China's political environment in future?

- Very confident
- Somewhat confident
- Half-half
- Somewhat unconfident
- Very unconfident
- Don't know / hard to say

We Hongkongers**Do you currently have any plan to leave Hong Kong permanently?**

- Yes, ready to leave anytime
- Yes, under preparation
- Yes, but no preparation has been made yet
- No, but would seek to leave if situation worsens to an unacceptable level
- No, will not leave under any circumstances → [Skip the next question](#)
- Already left permanently → [Skip the next question](#)
- Temporarily not in Hong Kong (e.g., studying abroad)
- Don't know / hard to say

We Hongkongers**Worsening of condition in which of the following aspects would have the strongest effect of causing you to seek to leave Hong Kong permanently?**

(Please choose the ONE answer closest to your thought)

- Personal freedom
- Personal standard of living
- Prospects of family members
- Hong Kong's politics
- Hong Kong's economic prospects
- Don't know / hard to say
- Other: _____

Community Health**How likely do you think it is that you will contract novel coronavirus pneumonia over the next one month?**

(Please select the closest answer. If you have another answer, please fill in the last item.)

- 0% chance (Certainly not)
- 0.001% chance (1 in 100,000)
- 0.01% chance (1 in 10,000)
- 0.1% chance (1 in 1,000)
- 1% chance (1 in 100)
- 5% chance (1 in 20)
- 10% chance (1 in 10)
- 15% chance
- 20% chance
- 25% chance
- 30% chance
- 35% chance
- 40% chance
- 45% chance
- 50% chance
- 60% chance
- 70% chance
- 80% chance
- 90% chance
- 100% chance (Certainly will)
- Don't know / hard to say
- Other: _____

Community Health**Do you think the regulation prohibiting gatherings of more than a specific number of people in public places should be completely lifted unconditionally in Hong Kong?**

- Yes, the ban should be lifted unconditionally → [Skip questions related to this regulation](#)
- No, it should depend on the epidemic situation
- Don't know / hard to say

Community Health

How many consecutive days (the value of L mentioned before) with no more newly confirmed local case do you think there should be before it is appropriate to completely lift the regulation prohibiting gatherings of more than a specific number of people in public places?

Community Health

How many consecutive days (the value of N mentioned before) with no more newly confirmed local and imported case do you think there should be before it is appropriate to completely lift the regulation prohibiting gatherings of more than a specific number of people in public places?

Community Health

How many newly confirmed cases each day should there be before it would be appropriate to prohibit gatherings of more than 2 people? [The pandemic should be at its worst; For reference, there are 24 newly confirmed cases on March 14, 2021]

(To opt for "don't know / hard to say", please input 99999)

How many newly confirmed cases each day should there be before it would be appropriate to prohibit gatherings of more than 4 people? [The number of newly confirmed cases should be fewer than that in the previous question]

(To opt for "don't know / hard to say", please input 99999)

How many newly confirmed cases each day should there be before it would be appropriate to prohibit gatherings of more than 8 people? [The number of newly confirmed cases should be fewer than that in the previous question]

(To opt for "don't know / hard to say", please input 99999)

How many newly confirmed cases each day should there be before it would be appropriate to prohibit gatherings of more than 16 people? [The number of newly confirmed cases should be fewer than that in the previous question]

(To opt for "don't know / hard to say", please input 99999)

Please list combinations of [number of cases & number of people allowed in gatherings] that you think is appropriate in the field below:

Other Opinions

How satisfied or dissatisfied are you with the government's performance in handling novel coronavirus pneumonia?

- Very much satisfied
- Somewhat satisfied
- Half-half
- Somewhat dissatisfied
- Very much dissatisfied
- Don't know / hard to say

Please rate on a scale of 0 to 100 your extent of support to the Chief Executive Carrie Lam, with 0 indicating absolutely not supportive, 100 indicating absolutely supportive and 50 indicating half-half. How would you rate the Chief Executive Carrie Lam? [For weighting purposes only]

(To opt for "don't know / hard to say", please input 8888)

Generally speaking, how satisfied or dissatisfied are you with the current political condition in Hong Kong?

- Very much satisfied
- Somewhat satisfied
- Half-half
- Somewhat dissatisfied
- Very much dissatisfied
- Don't know / hard to say

Generally speaking, how satisfied or dissatisfied are you with the current economic condition in Hong Kong?

- Very much satisfied
- Somewhat satisfied
- Half-half
- Somewhat dissatisfied
- Very much dissatisfied
- Don't know / hard to say

Generally speaking, how satisfied or dissatisfied are you with the current livelihood condition in Hong Kong?

- Very much satisfied
- Somewhat satisfied
- Half-half
- Somewhat dissatisfied
- Very much dissatisfied
- Don't know / hard to say

Other Opinions

Do you have any survey question to suggest for our surveys?

(If you do not have any suggestion, please leave this space blank.)

Do you have any needs which you want us to forward to your District Councillor or other persons you name here? (Please write down your contacts)

(The request you make here is not part of our study, we simply want to bridge people who need help with people who can help.)

Personal Information (Registered member)

The following section is about personal information, including: gender, age, educational attainment, occupation, political inclination, area of residence, voting behaviour in the 2019 District Council Election. If you have already provided relevant information in the previous PopPanel survey series and have nothing to add or update, you may skip these questions. We will use the past data you provided in this survey series for analysis.

- I have already provided my personal information, and has nothing to add or update (skip questions on personal information)
- Provide / update personal information now

Personal Information**Gender**

- Male
- Female
- Other

Age

Age range

(If prefer not to provide exact age)

- 12 - 14
- 15 - 17
- 18 - 19
- 20 - 24
- 25 - 29
- 30 - 34
- 35 - 39
- 40 - 44
- 45 - 49
- 50 - 54
- 55 - 59
- 60 - 64
- 65 - 69
- 70 or above

Educational attainment

(The highest level attended, regardless of whether you have completed the course, including what you are attending)

- Primary or below
- Lower secondary (Secondary 1 to 3)
- Upper secondary (Secondary 4 to 7 / DSE / Yi Jin)
- Tertiary: non-degree course (including diploma / certificate / sub-degree course)
- Tertiary: bachelor degree course
- Tertiary: postgraduate school or above

Occupation

(Owner / self-employed / freelance / part time / civil servant are not valid answers, please answer according to the job nature or content)

- Administrator and professional
- Clerical and service worker
- Production worker
- Student
- Home-maker / housewife
- Retired person
- Unemployed / between jobs / other non-employed
- Other: _____

Which of the following best describes your political inclination?

- Localist
- Pro-democracy camp
- Centrist
- Pro-establishment camp
- No political inclination / politically neutral / do not belong to any camp
- Don't know / hard to say
- Other: _____

Area of residence

- Central & Western District
- Wan Chai
- Eastern District
- Southern District
- Yau Tsim Mong
- Sham Shui Po
- Kowloon City
- Wong Tai Sin
- Kwun Tong
- Tsuen Wan
- Tuen Mun
- Yuen Long
- North District
- Tai Po
- Sai Kung
- Sha Tin
- Kwai Tsing
- Islands

Which candidate did you vote for in the 2019 District Council Election?

- Candidate of pro-democracy camp, including localist
- Candidate of non-pro-democracy camp, including pro-establishment camp and centrist
- Don't know / hard to say
- Blank / void vote
- Did not vote (was a registered voter of the election)
- Did not vote (was not a registered voter of the election)

End of Questionnaire

Thank you for completing the survey. For enquiries, please email us at panel@pori.hk or call us at 3844 3111 during office hours.