



HONG KONG PUBLIC OPINION PROGRAM  
HONG KONG PUBLIC OPINION RESEARCH INSTITUTE  
香港民意研究所 之 香港民意研究計劃

Tel 電話: (852) 3844 3111

Fax 傳真: (852) 3705 3361

Website 網址: <https://www.pori.hk>

Address: Units 9-11, 6/F, Tower B, Southmark, 11 Yip Hing Street, Wong Chuk Hang

地址: 黃竹坑業興街 11 號南滙廣場 B 座 6 樓 9-11 室

## 2021 年 5 月 18 日 新聞公報

### 民研計劃發放最新限聚指數

#### 摘要

香港民意研究所轄下之香港民意研究計劃 (香港民研 HKPOP) 於 2020 年 4 月 21 日 啟動「疫後復工指數」先導計劃。2021 年 4 月 7 日, 香港民研啟動了「限聚指數」, 旨在每天公佈最新市民對「限聚令」的接受程度及市民可接受的限聚人數, 該指數今天的數值為 17.4, 並有 94% 市民認為現時限聚令太緊。香港教育中心商會副主席任偉豪建議: 「自從上星期二政府宣佈 5 月 24 日後全部學生回校上課, 但其餘限聚措施維持不變後, 認為限聚措施太緊的人數比例進一步上升至 92%, 而且一星期內有兩日更達到歷史新高的 94%。這個數字令人擔憂的是, 上星期只有兩成人滿意政府的防疫安排, 現在太緊的防疫措施有可能令市民對政府的滿意程度繼續下跌。本人希望政府能審時度勢、從善如流, 在各個行業處所中的限制措施都能放寬, 進一步鬆開香港經濟的緊箍咒。」

#### 背景說明

隨著香港新型冠狀病毒的疫情減退, 市民開始討論應該在什麼條件下恢復正常生活。討論焦點先從工作生活開始, 再延伸至非工作生活, 包括個人、家庭、社區和社會層面。

儘管決定採取什麼政策以協助社會從疫情後回復過來是政府的責任, 香港民研還是認為及時了解市民的意見, 並以科學佐證促進理性討論甚為重要。

香港民研於 2020 年 4 月 21 日 啟動了名為「疫後復工指數」的先導指數。通過這次先導實驗設計和不斷收集數據之後, 香港民研發展了另外三種更精密的指數, 統稱為「疫後復常指數」(PENRI)。

在各復常指數中, 有一項為「疫後復聚指數」, 旨在表示在市民中, 期望政府取消「限聚令」的百分比。可是, 隨著「限聚令」政策的發展, 香港民研認為有必要修訂所使用的意見題目, 以便在現有的政策框架下更好地解釋指數以及表達公眾的看法。以下為調查於 2020 年 4 月開始時的意見題目:

你認為疫情如何才適合全面撤銷「限聚令」?

(請盡量選擇最接近的答案; 如果完全沒有合適選項, 請選擇「不知道/很難說」)

- 應無條件全面撤銷「限聚令」
- 每天康復個案多於新增確診個案
- 每天新增確診個案跌至個位數
- 沒有新增本地確診個案
- 沒有新增本地及外來確診個案
- 連續 L 日沒有新增本地確診個案 (請在下一頁面輸入 L)

- 連續 N 日沒有新增本地及外來確診個案 (請在下一頁面輸入 N)
- 不知道／很難說

你認為連續多少日沒有新增本地確診個案 (即前述的 L 值) 才適合全面撤銷「限聚令」？

---

你認為連續多少日沒有新增本地及外來確診個案 (即前述的 N 值) 才適合全面撤銷「限聚令」？

---

隨著香港社會政治環境的變化，香港民意研究所於 2021 年 4 月 1 日發表聲明，認為在新的社會政治環境下，其作為獨立科研機構的角色將比以往更加重要，研究所稱會不斷檢討和修訂其研究方法，以保持其在本地和國際研究領域的領導角色。數日後，香港民研於 2021 年 4 月 7 日啟動了「限聚指數」，旨在每天公佈最新市民對「限聚令」的接受程度及市民可接受的限聚人數。事實上香港民研在 2021 年 1 月已經引入以下意見題目：

你認為香港應否無條件全面撤銷「限聚令」？

- 應該無條件撤銷「限聚令」 → 跳過與限聚令相關問題
- 不應該，應視乎疫情而定
- 不知道／很難說

你認為每天新增確診個案數應是多少，才適合將「限聚令」訂於 2 人？

[疫情應為最嚴重情況；參考資訊：2021 年 3 月 25 日的新增確診個案數為 9]  
(如不知道／很難說，請輸入 99999)

---

你認為每天新增確診個案數應是多少，才適合將「限聚令」訂於 4 人？

[新增個案數應比上一題少]  
(如不知道／很難說，請輸入 99999)

---

你認為每天新增確診個案數應是多少，才適合將「限聚令」訂於 8 人？

[新增個案數應比上一題少]  
(如不知道／很難說，請輸入 99999)

---

你認為每天新增確診個案數應是多少，才適合將「限聚令」訂於 16 人？

[新增個案數應比上一題少]  
(如不知道／很難說，請輸入 99999)

---

請於以下欄位列舉你認為合適的 [個案數 及 限聚人數] 組合：

---

由此可見，在詢問市民應否全面撤銷「限聚令」外，新添的調查題目將作更深入的探討，並包括市民按已確診個案數為參考的可接受限聚人數。收集數據後，香港民研會按照每天的確診個案數字，查看有多少受訪者認為當前的「限聚令」政策過於寬鬆，適當或過於苛刻。如果可接受限聚人數低於「限聚令」人數，則會被歸類為「限聚令人數過鬆」。另一方面，如果可接受

限聚人數高於「限聚令」人數，則會被歸類為「限聚令人數過嚴」。只有當「限聚令」人數與政策相符時，才會歸類為「限聚令人數合適」。

在經歷幾個月的測試後，香港民研證實市民對「限聚令」的看法並不會急速改變。因此，香港民研決定每月或在政策有改變時才進行一次基準調查，而每日的指數只需在最新基準調查參照表中，查閱每日的確診個案數字即可。當完成一次新的基準調查後，參照表便會更新，新的指數及接受程度均可在新的基準調查參照表中查閱。

從今天的發布開始，我們增加了兩個附錄，分別報告各次基準調查的樣本資料，和由 2021 年第一日開始的按日限聚指數和限聚接受程度，供各界參考。

### 最新基準調查樣本資料

調查日期	: 16/4 15:00 – 21/4 15:00
調查方法	: 以電郵接觸群組成員，並於網上完成調查
訪問對象	: 十二歲或以上的香港市民
總成功樣本	: 6,330
回應比率	: 6.7%
抽樣誤差 <sup>[1]</sup>	: 95%置信水平，百分比誤差+/-1%
加權方法	: 按照 1) 政府統計處提供的全港人口年齡及性別分佈統計數字、各區議會人口數字；2) 選舉事務處提供的區議會選舉結果；3) 常規調查中的特首評分分佈數字，以「反覆多重加權法」作出調整。

[1] 此公報中所有誤差數字均以 95%置信水平計算。95%置信水平，是指倘若以不同隨機樣本重複進行有關調查 100 次，則 95 次各自計算出的誤差範圍會包含人口真實數字。由於調查數字涉及抽樣誤差，傳媒引用百分比數字時，應避免使用小數點，在引用評分數字時，則可以使用一個小數點。

### 最新數據

表一：限聚接受程度及限聚指數

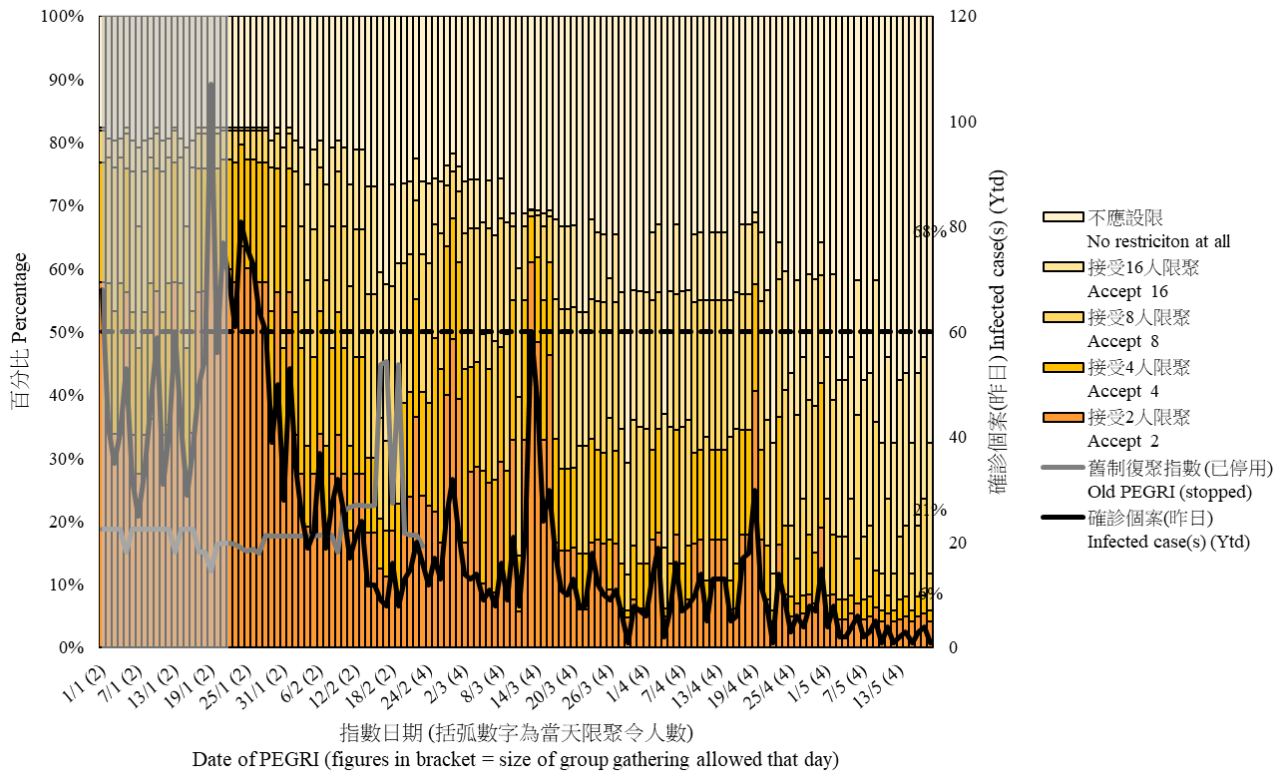
日期	12/5/21 <sup>[2]</sup>	13/5/21 <sup>[2]</sup>	14/5/21 <sup>[2]</sup>	15/5/21 <sup>[2]</sup>	16/5/21 <sup>[2]</sup>	17/5/21 <sup>[2]</sup>	18/5/21 <sup>[2]</sup>
確診個案(昨日)	1	2	3	1	3	4	1
太鬆	4%	5%	5%	4%	5%	5%	4%
合適	2%	3%	3%	2%	3%	3%	2%
太緊	94%	92%	92%	94%	92%	92%	94%
限聚指數 <sup>[3]</sup>	17.4	16.5	16.3	17.4	16.3	15.8	17.4

[2] 結果參照第八次基準調查。

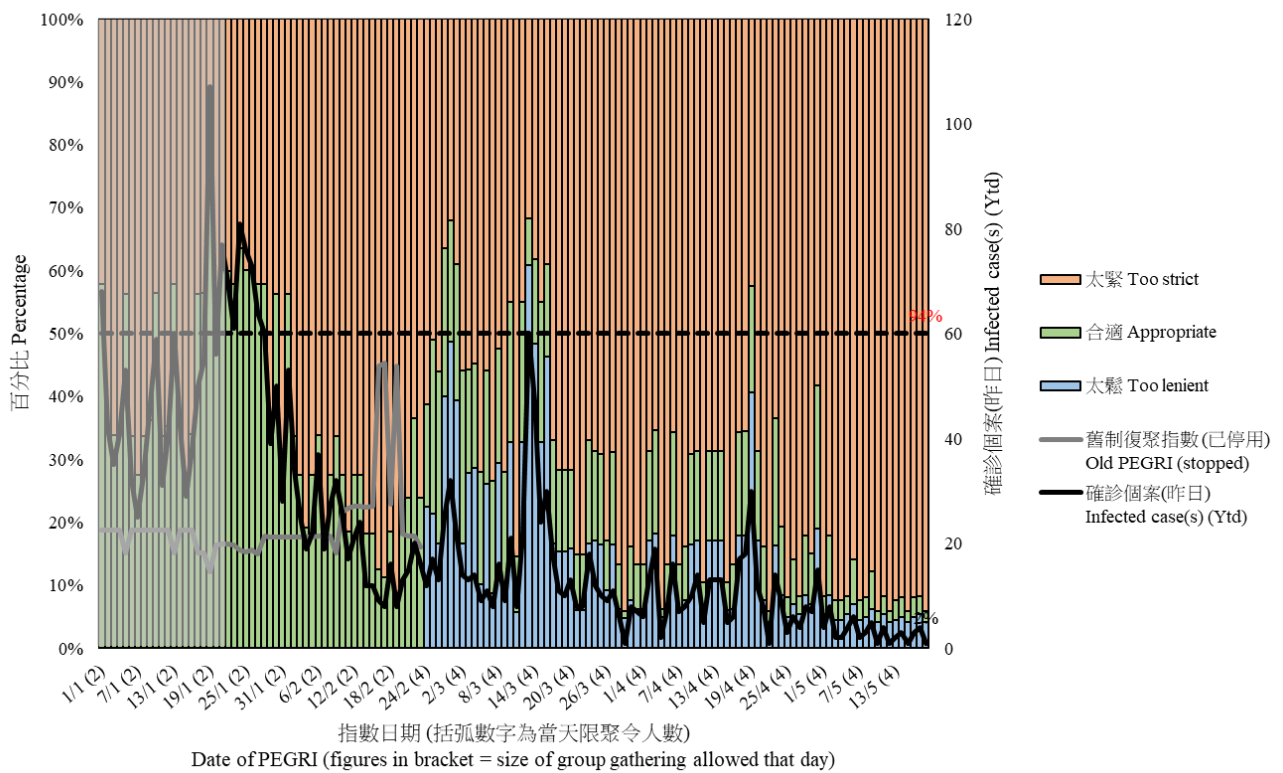
[3] 香港民研用最近一次基準調查，模擬運算出 20 人為上限設定，這個設定會在每次基準調查後審視一次。

圖一及圖二：限聚接受程度

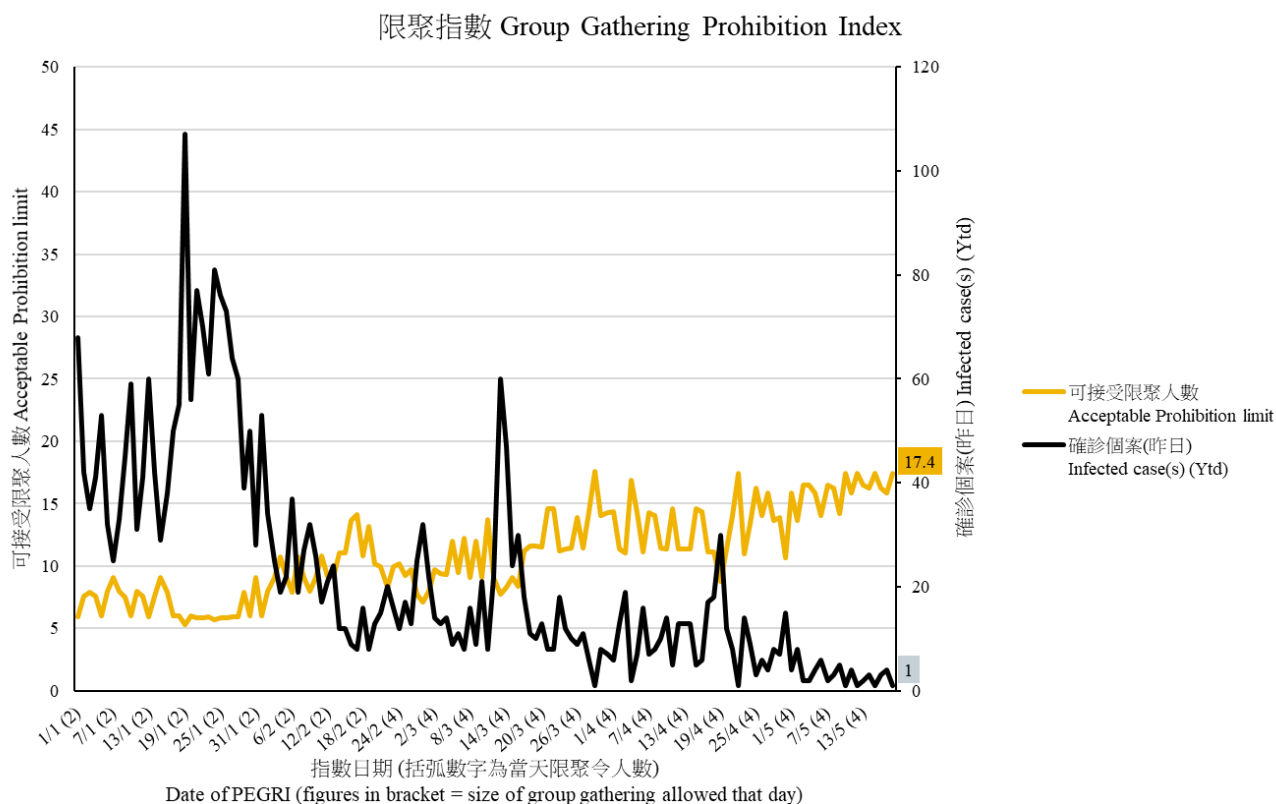
限聚接受程度 Group Gathering Prohibition Acceptance Level



限聚接受程度 Group Gathering Prohibition Acceptance Level



圖三：限聚指數



### 分析評論

香港教育中心商會副主席任偉豪建議：「自從上星期二政府宣佈 5 月 24 日後全部學生回校上課，但其餘限聚措施維持不變後，認為限聚措施太緊的人數比例進一步上升至 92%，而且一星期內有兩日更達到歷史新高的 94%。這個數字令人擔憂的是，上星期只有兩成人滿意政府的防疫安排，現在太緊的防疫措施有可能令市民對政府的滿意程度繼續下跌。本人希望政府能審時度勢、從善如流，在各個行業處所中的限制措施都能放寬，進一步鬆開香港經濟的緊箍咒。」

### 附錄一：基準調查樣本資料總表

基準調查	第一次	第二次	第三次	第四次	第五次	第六次	第七次	第八次
調查日期	18/1 15:00	25/1 15:00	18/2 15:00	24/2 15:00	1/3 15:00	8/3 15:00	22/3 15:00	16/4 15:00
	—	—	—	—	—	—	—	—
	25/1 15:00	18/2 15:00	24/2 15:00	1/3 15:00	8/3 15:00	22/3 15:00	29/3 15:00	21/4 15:00
總成功樣本	4,821	4,950	6,542	6,605	5,606	6,210	6,806	6,330
回應比率	5.0%	5.2%	6.8%	6.9%	5.9%	6.5%	7.2%	6.7%
調查方法	以電郵接觸群組成員，並於網上完成調查							
訪問對象	十二歲或以上的香港市民							
抽樣誤差	95%置信水平，百分比誤差 +/-1%							

加權方法	按照 1) 政府統計處提供的全港人口年齡及性別分佈統計數字、各區議會人口數字； 2) 選舉事務處提供的區議會選舉結果；3) 常規調查中的特首評分分佈數字，以「反覆多重加權法」作出調整。
------	---

附錄二：限聚接受程度及限聚指數結果總表

基準調查	日期	確診個案 (昨日)	當日限聚 令人數	太鬆	合適	太緊	限聚指數 [4]
第一次	1/1/21 <sup>[5]</sup>	68	2	0%	58%	42%	5.9
	2/1/21 <sup>[5]</sup>	42	2	0%	35%	65%	7.6
	3/1/21 <sup>[5]</sup>	35	2	0%	34%	66%	7.9
	4/1/21 <sup>[5]</sup>	41	2	0%	35%	65%	7.6
	5/1/21 <sup>[5]</sup>	53	2	0%	56%	44%	6.0
	6/1/21 <sup>[5]</sup>	32	2	0%	34%	66%	8.0
	7/1/21 <sup>[5]</sup>	25	2	0%	28%	72%	9.0
	8/1/21 <sup>[5]</sup>	33	2	0%	34%	66%	8.0
	9/1/21 <sup>[5]</sup>	45	2	0%	36%	64%	7.5
	10/1/21 <sup>[5]</sup>	59	2	0%	56%	44%	6.0
	11/1/21 <sup>[5]</sup>	31	2	0%	34%	66%	8.0
	12/1/21 <sup>[5]</sup>	41	2	0%	35%	65%	7.6
	13/1/21 <sup>[5]</sup>	60	2	0%	58%	42%	5.9
	14/1/21 <sup>[5]</sup>	42	2	0%	35%	65%	7.6
	15/1/21 <sup>[5]</sup>	29	2	0%	28%	72%	9.0
	16/1/21 <sup>[5]</sup>	38	2	0%	34%	66%	7.9
	17/1/21 <sup>[5]</sup>	50	2	0%	56%	44%	6.0
	18/1/21	55	2	0%	56%	44%	6.0
	19/1/21	107	2	0%	78%	22%	5.3
	20/1/21	56	2	0%	56%	44%	6.0
	21/1/21	77	2	0%	60%	40%	5.9
	22/1/21	70	2	0%	60%	40%	5.9
	23/1/21	61	2	0%	58%	42%	5.9
	24/1/21	81	2	0%	64%	36%	5.7
	25/1/21	76	2	0%	60%	40%	5.9
	26/1/21	73	2	0%	60%	40%	5.9
	27/1/21	64	2	0%	58%	42%	5.9
	28/1/21	60	2	0%	58%	42%	5.9
	29/1/21	39	2	0%	34%	66%	7.9
	30/1/21	50	2	0%	56%	44%	6.0
	31/1/21	28	2	0%	28%	72%	9.0
1/2/21	53	2	0%	56%	44%	6.0	

基準調査	日期	確診個案 (昨日)	當日限聚 令人數	太鬆	合適	太緊	限聚指數 [4]
	2/2/21	34	2	0%	34%	66%	8.0
	3/2/21	25	2	0%	28%	72%	9.0
	4/2/21	19	2	0%	19%	81%	10.8
	5/2/21	22	2	0%	28%	72%	9.2
	6/2/21	37	2	0%	34%	66%	7.9
	7/2/21	19	2	0%	19%	81%	10.8
	8/2/21	27	2	0%	28%	72%	9.0
	9/2/21	32	2	0%	34%	66%	8.0
	10/2/21	26	2	0%	28%	72%	9.0
	11/2/21	17	2	0%	19%	81%	10.8
	12/2/21	21	2	0%	28%	72%	9.2
	13/2/21	24	2	0%	28%	72%	9.1
	14/2/21	12	2	0%	18%	82%	11.0
	15/2/21	12	2	0%	18%	82%	11.0
	16/2/21	9	2	0%	13%	87%	13.6
	17/2/21	8	2	0%	11%	89%	14.1
	18/2/21	16	2	0%	19%	81%	10.8
	第二次	19/2/21	8	2	0%	8%	92%
20/2/21		13	2	0%	22%	78%	10.2
21/2/21		15	2	0%	24%	76%	10.0
22/2/21		20	2	0%	37%	63%	8.3
23/2/21		16	2	0%	24%	76%	10.0
24/2/21		12	4	22%	16%	61%	10.2
第三次	25/2/21	17	4	21%	28%	51%	9.3
	26/2/21	13	4	17%	27%	56%	9.7
	27/2/21	25	4	40%	23%	36%	7.7
	28/2/21	32	4	49%	19%	32%	7.1
	1/3/21	22	4	39%	22%	39%	7.9
	2/3/21	14	4	17%	27%	56%	9.7
第四次	3/3/21	13	4	28%	16%	56%	9.4
	4/3/21	14	4	29%	16%	55%	9.3
	5/3/21	9	4	10%	18%	72%	12.0
	6/3/21	11	4	26%	18%	56%	9.4
	7/3/21	8	4	9%	18%	73%	12.3
	8/3/21	16	4	29%	18%	52%	9.1
	9/3/21	9	4	10%	18%	72%	12.0
第五次	10/3/21	21	4	33%	22%	45%	9.1

基準調査	日期	確診個案 (昨日)	當日限聚 令人數	太鬆	合適	太緊	限聚指數 [4]
	11/3/21	8	4	6%	9%	85%	13.7
	12/3/21	22	4	33%	22%	45%	9.1
	13/3/21	60	4	61%	7%	32%	7.7
	14/3/21	47	4	48%	13%	38%	8.3
	15/3/21	24	4	33%	22%	45%	9.1
	16/3/21	30	4	46%	15%	39%	8.4
第六次	17/3/21	18	4	17%	16%	67%	11.2
	18/3/21	11	4	15%	13%	72%	11.6
	19/3/21	10	4	15%	13%	72%	11.6
	20/3/21	13	4	16%	13%	72%	11.6
	21/3/21	8	4	6%	9%	85%	14.6
	22/3/21	8	4	6%	9%	85%	14.6
第七次	23/3/21	18	4	17%	16%	67%	11.2
	24/3/21	12	4	17%	14%	69%	11.4
	25/3/21	10	4	17%	14%	69%	11.4
	26/3/21	9	4	9%	8%	83%	13.9
	27/3/21	11	4	17%	15%	69%	11.4
	28/3/21	6	4	6%	7%	87%	14.3
	29/3/21	1	4	5%	1%	94%	17.6
	30/3/21	8	4	8%	9%	84%	14.1
	31/3/21	7	4	6%	7%	87%	14.3
	1/4/21	6	4	6%	7%	87%	14.3
	2/4/21	13	4	17%	14%	69%	11.4
	3/4/21	19	4	18%	16%	65%	11.1
	4/4/21	2	4	5%	1%	94%	16.9
	5/4/21	7	4	6%	7%	87%	14.3
	6/4/21	16	4	18%	16%	66%	11.1
	7/4/21	7	4	6%	7%	87%	14.3
	8/4/21	8	4	8%	9%	84%	14.1
	9/4/21	10	4	17%	14%	69%	11.4
10/4/21	14	4	17%	14%	69%	11.4	
11/4/21	5	4	6%	4%	89%	14.6	
12/4/21	13	4	17%	14%	69%	11.4	
13/4/21	13	4	17%	14%	69%	11.4	
14/4/21	13	4	17%	14%	69%	11.4	
15/4/21	5	4	6%	4%	89%	14.6	
16/4/21	6	4	6%	7%	87%	14.3	



基準調查	日期	確診個案 (昨日)	當日限聚 令人數	太鬆	合適	太緊	限聚指數 [4]
	17/4/21	17	4	18%	16%	66%	11.1
	18/4/21	18	4	18%	17%	66%	11.1
	19/4/21	30	4	41%	17%	42%	8.7
	20/4/21	12	4	17%	14%	69%	11.4
	21/4/21	8	4	8%	9%	84%	14.1
第八次	22/4/21	1	4	4%	2%	94%	17.4
	23/4/21	14	4	16%	20%	63%	11.0
	24/4/21	9	4	8%	11%	81%	13.4
	25/4/21	3	4	5%	3%	92%	16.3
	26/4/21	6	4	7%	7%	86%	14.0
	27/4/21	4	4	5%	3%	92%	15.8
	28/4/21	8	4	8%	9%	82%	13.6
	29/4/21	7	4	7%	8%	85%	13.9
	30/4/21	15	4	19%	23%	58%	10.7
	1/5/21	4	4	5%	3%	92%	15.8
	2/5/21	8	4	8%	9%	82%	13.6
	3/5/21	2	4	5%	3%	92%	16.5
	4/5/21	2	4	5%	3%	92%	16.5
	5/5/21	4	4	5%	3%	92%	15.8
	6/5/21	6	4	7%	7%	86%	14.0
	7/5/21	2	4	5%	3%	92%	16.5
	8/5/21	3	4	5%	3%	92%	16.3
	9/5/21	5	4	6%	6%	88%	14.2
	10/5/21	1	4	4%	2%	94%	17.4
	11/5/21	4	4	5%	3%	92%	15.8
	12/5/21	1	4	4%	2%	94%	17.4
	13/5/21	2	4	5%	3%	92%	16.5
	14/5/21	3	4	5%	3%	92%	16.3
15/5/21	1	4	4%	2%	94%	17.4	
16/5/21	3	4	5%	3%	92%	16.3	
17/5/21	4	4	5%	3%	92%	15.8	
18/5/21	1	4	4%	2%	94%	17.4	

[4] 香港民研在多次基準調查中，模擬運算出 20 人為上限設定，這個設定會在每次基準調查後審視一次。

[5] 按首次基準調查逆向推算得出。



HONG KONG PUBLIC OPINION PROGRAM  
HONG KONG PUBLIC OPINION RESEARCH INSTITUTE  
香港民意研究所 之 香港民意研究計劃

Tel 電話: (852) 3844 3111

Fax 傳真: (852) 3705 3361

Website 網址: <https://www.pori.hk>

Address: Units 9-11, 6/F, Tower B, Southmark, 11 Yip Hing Street, Wong Chuk Hang

地址: 黃竹坑業興街 11 號南滙廣場 B 座 6 樓 9-11 室

## Press Release on May 18, 2021

### POP releases the latest Group Gathering Prohibition Index

#### Abstract

On 21 April 2020, the Hong Kong Public Opinion Program (POP) under the Hong Kong Public Opinion Research Institute (HKPORI) piloted the “Post-Epidemic Work Resumption Index (PEWRI, 疫後復工指數)”. On 7 April 2021, POP launched an index called “Group Gathering Prohibition Index (GGPI, 限聚指數)”, aims to indicate people’s acceptance of the “Group Gathering Ban 限聚令” on a daily basis, along with their acceptance of various prohibition limits. GGPI stands at 17.4 today, and 94% considered the current ban too strict. Vice Chairman of The Hong Kong Chamber of Education Centres Yam Wai Ho proposes, “Since the government announced last Tuesday that all students would return to school after May 24, while keeping the rest of the restrictions unchanged, we have found that the proportion of people who considered the restriction measures too tight has further increased to 92%, it also reached a record high of 94% in two days within one week. This number is worrying because last week only 20% were satisfied with the government’s epidemic prevention arrangements. The very tight epidemic prevention measures may now cause people’s satisfaction rate with the government to drop further. I hope that the government can assess the situation, and relax the restrictions in various industries, so as to further loosen the strangulating curse of Hong Kong’s economy.”

#### Background

As the coronavirus epidemic in Hong Kong subsides, people begin to discuss under what conditions should everyday life go back to normal, starting from one’s work life then non-work life in the personal, family, community and societal domains.

While it may be the government’s responsibility to decide what policies to take in helping society recover after the epidemic, POP considers it important to gauge people’s views in this aspect in a timely manner to facilitate rational deliberations in society based on scientific evidence.

On 21 April 2020, POP piloted the “Post-Epidemic Work Resumption Index (PEWRI, 疫後復工指數)”. After experimenting with a pilot design and collecting data non-stopped, POP has developed three more indexes with more sophisticated designs. They are grouped under the generic name of “Post-Epidemic Normality Resumption Indexes (PENRI, 疫後復常指數)”.

Among the PENRI indexes, there comes an index “Post-Epidemic Gathering Resumption Index” (PEGRI), developed to show the percentage of people wishing to see an end to the government-imposed Group Gathering Ban 限聚令. However, along with the development of the ban, PORI sees the need to revise its survey questions in order to better interpret the figures and to understand the

public's view under the current policy framework. Here are the survey questions firstly used in April 2020:

**What do you think is the appropriate timing to completely lift the regulation prohibiting gatherings of more than a specific number of people in public places under the pandemic?**

(Please select the closest answer; If there is no suitable answer at all, please select "don't know / hard to say".)

- Should completely lift the regulation prohibiting gatherings of more than a specific number of people in public places unconditionally
- Number of recovered cases exceeds newly confirmed cases each day
- Number of newly confirmed cases each day falls to a single digit
- No more newly confirmed local case
- No more newly confirmed local or imported case
- No more newly confirmed local case in L consecutive days (Please input L in the next page)
- No more newly confirmed local and imported case in N consecutive days (Please input N in the next page)
- Don't know / hard to say

**How many consecutive days (the value of L mentioned before) with no more newly confirmed local case do you think there should be before it is appropriate to completely lift the regulation prohibiting gatherings of more than a specific number of people in public places?**

---

**How many consecutive days (the value of N mentioned before) with no more newly confirmed local and imported case do you think there should be before it is appropriate to completely lift the regulation prohibiting gatherings of more than a specific number of people in public places?**

---

In light of the changing socio-political environment in Hong Kong, HKPORI issued a statement on 1 April 2021 to say that its role as an independent scientific researcher has become more important than ever, and that it would constantly review and revise its research methodologies in order to stay at the forefront of local and international research. A few days later, on 7 April 2021, POP launched its "Group Gathering Prohibition Index (GGPI, 限聚指數)" to indicate people's acceptance of the "Group Gathering Ban 限聚令" on a daily basis, along with their acceptance of various prohibition limits. As a matter of fact, POP has already introduced the following survey questions in January 2021:

**Do you think the regulation prohibiting gatherings of more than a specific number of people in public places should be completely lifted unconditionally in Hong Kong?**

- Yes, the ban should be lifted unconditionally → Skip questions related to this regulation
- No, it should depend on the epidemic situation
- Don't know / hard to say

**How many newly confirmed cases each day should there be before it would be appropriate to prohibit gatherings of more than 2 people?**

**[The pandemic should be at its worst; For reference, there are 9 newly confirmed cases on March 25, 2021]**

(To opt for "don't know / hard to say", please input 99999)

---

**How many newly confirmed cases each day should there be before it would be appropriate to prohibit gatherings of more than 4 people?**

**[The number of newly confirmed cases should be fewer than that in the previous question]**

(To opt for "don't know / hard to say", please input 99999)

---

**How many newly confirmed cases each day should there be before it would be appropriate to prohibit gatherings of more than 8 people?**

**[The number of newly confirmed cases should be fewer than that in the previous question]**

(To opt for “don’t know / hard to say”, please input 99999)

---

**How many newly confirmed cases each day should there be before it would be appropriate to prohibit gatherings of more than 16 people?**

**[The number of newly confirmed cases should be fewer than that in the previous question]**

(To opt for “don’t know / hard to say”, please input 99999)

---

**Please list combinations of [number of cases & number of people allowed in gatherings] that you think is appropriate in the field below:**

---

As one can see, instead of asking about people’s view on completely lifting the gathering ban, the newly set survey questions probed in more details to include their acceptable prohibition limit matched to the number of confirmed COVID cases. After collecting the data, POP would make reference to the daily confirmed COVID cases and check on how many respondents would find the current gathering ban policy too lenient, appropriate or too strict. If the acceptable prohibition limits are lower than the current ban, they are categorized as “too lenient”. On the other hand, if the prohibition limits are higher than the current ban, they would be grouped as “too strict”. If the prohibition limit matches the current policy, it would be considered as “appropriate”.

Since the public’s view on the gathering ban has proven not to change rapidly after a few months’ test, POP has decided to run such benchmarking surveys only once every month or whenever there are changes in the policy. Daily index figures can be obtained simply by checking on the table of index values versus the number of confirmed cases as compiled from the latest benchmark survey results. Whenever a benchmark survey is conducted, a new table will be compiled, and new index values and acceptance levels can be located.

Starting from this release, we have also added two appendix tables to show contact information of all benchmark surveys conducted, and the daily figures of GGPI and “group gathering prohibition acceptance level” since the first day of 2021.

### **Contact Information of the Latest Benchmark Survey**

Survey date	: 16/4 15:00 – 21/4 15:00
Survey method	: Online survey
Target population	: Hong Kong residents aged 12+
Total sample size	: 6,330
Response rate	: 6.7%
Sampling error <sup>[1]</sup>	: Sampling error of percentages at +/-1% at 95% confidence level
Weighting method	: The figures are rim-weighted according to 1) gender-age distribution of Hong Kong population and by District Councils population figures from Census and Statistics Department; 2) Voting results of District Councils Election from Registration and Electoral Office; 3) rating distribution of Chief Executive from regular tracking surveys.

[1] All error figures in this release are calculated at 95% confidence level. “95% confidence level” means that if we were to repeat a certain survey 100 times with different random samples, we would expect 95 times having the population parameter within the respective error margins calculated. Because of sampling errors, when quoting percentages, journalists should refrain from reporting decimal places, whereas one decimal place can be used when quoting rating figures.

## Latest Findings

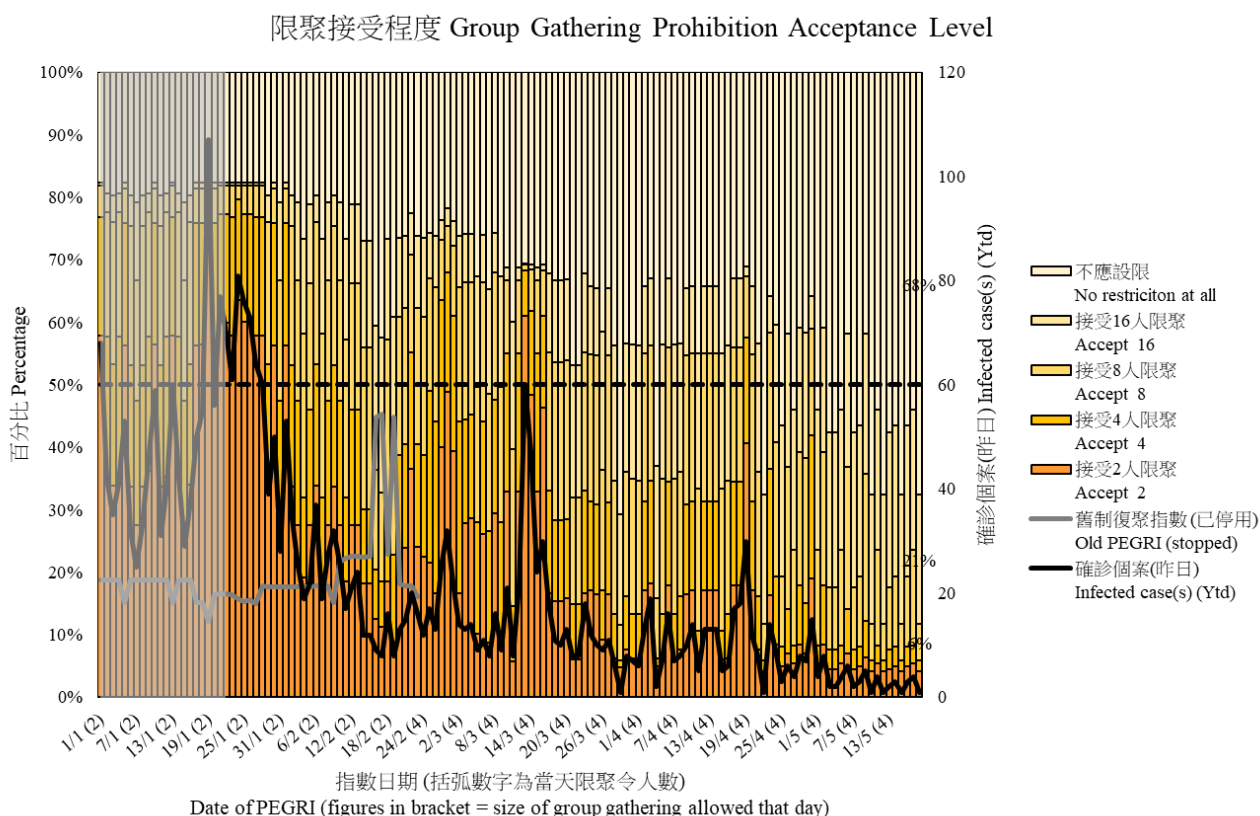
Table 1: Group Gathering Prohibition Acceptance Level & Group Gathering Prohibition Index

Date	12/5/21 <sup>[2]</sup>	13/5/21 <sup>[2]</sup>	14/5/21 <sup>[2]</sup>	15/5/21 <sup>[2]</sup>	16/5/21 <sup>[2]</sup>	17/5/21 <sup>[2]</sup>	18/5/21 <sup>[2]</sup>
Infected case(s) (ytd)	1	2	3	1	3	4	1
Too lenient	4%	5%	5%	4%	5%	5%	4%
Appropriate	2%	3%	3%	2%	3%	3%	2%
Too strict	94%	92%	92%	94%	92%	92%	94%
Group Gathering Prohibition Index <sup>[3]</sup>	17.4	16.5	16.3	17.4	16.3	15.8	17.4

[2] Results based on the eighth benchmark survey.

[3] The maximum value is set at 20 persons, according to the simulation of data collected from the latest benchmark survey. This value will be reviewed after each benchmark survey.

Chart 1 & 2: Group Gathering Prohibition Acceptance Level



### 限聚接受程度 Group Gathering Prohibition Acceptance Level

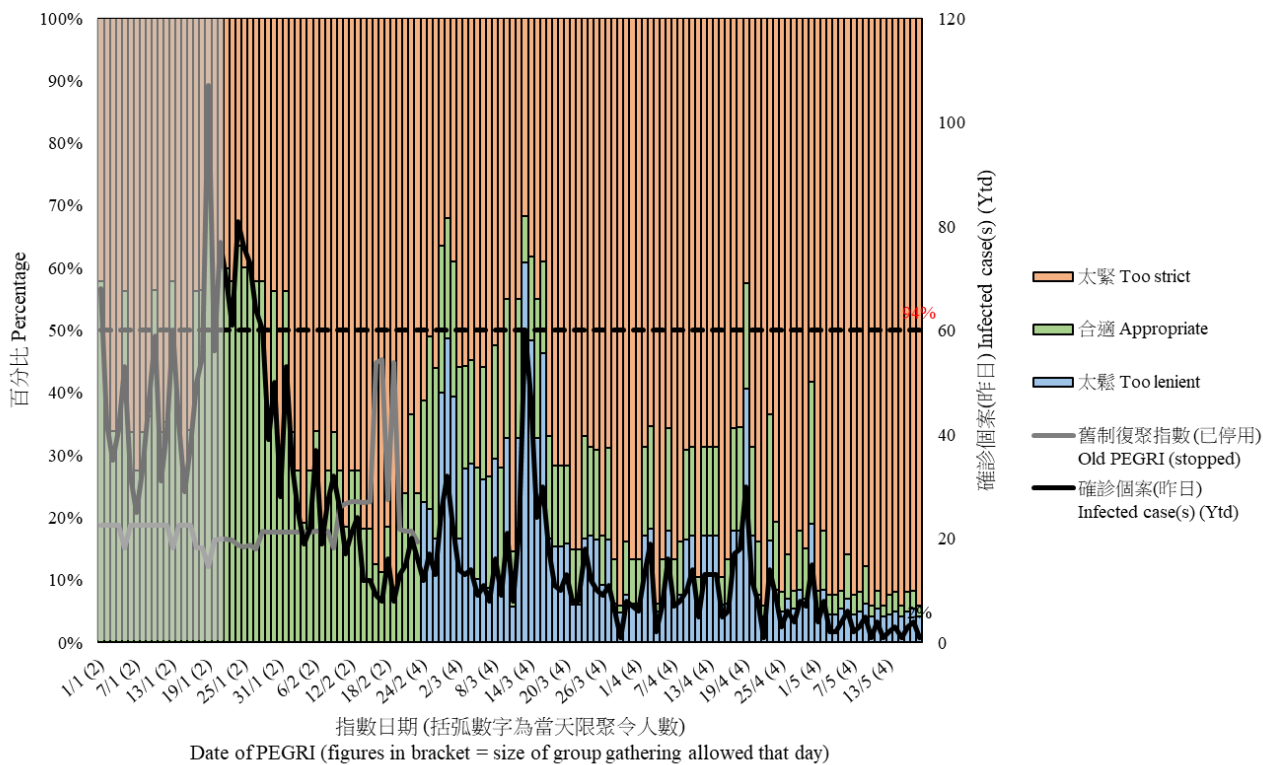
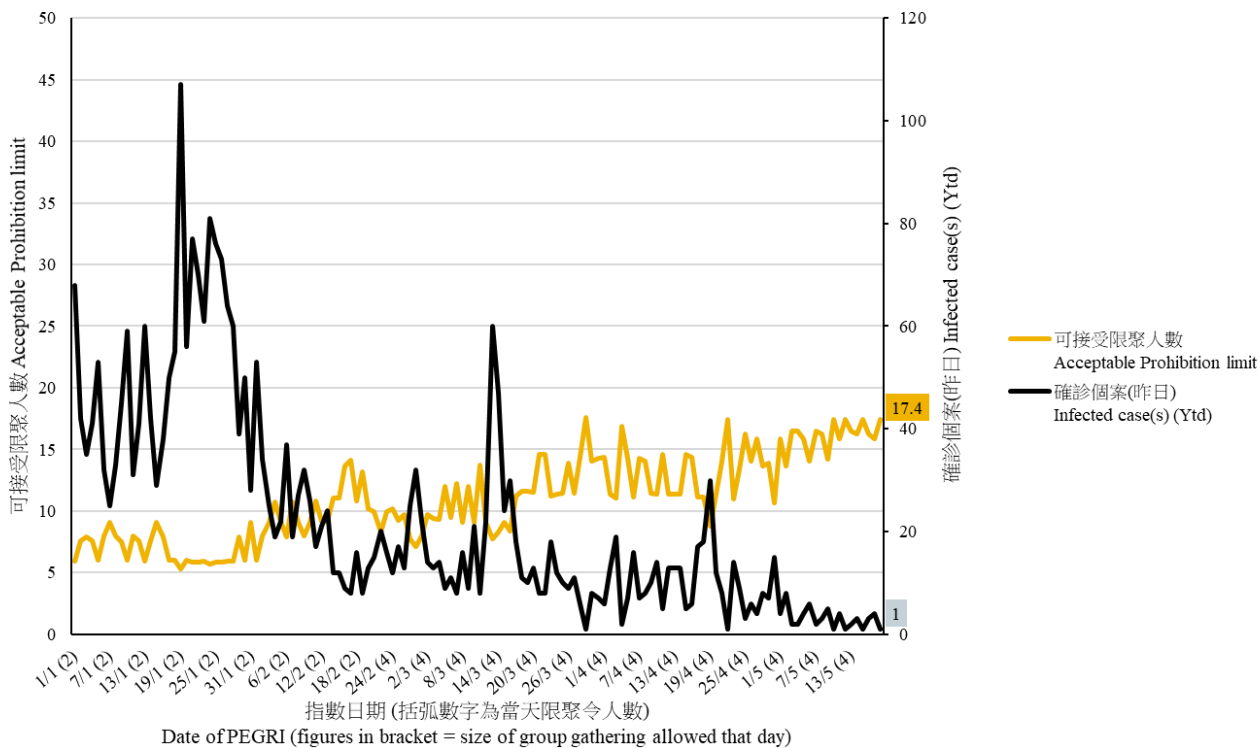


Chart 3: Group Gathering Prohibition Index

### 限聚指數 Group Gathering Prohibition Index



## Commentary

Vice Chairman of The Hong Kong Chamber of Education Centres Yam Wai Ho proposes, “Since the government announced last Tuesday that all students would return to school after May 24, while keeping the rest of the restrictions unchanged, we have found that the proportion of people who considered the restriction measures too tight has further increased to 92%, it also reached a record high of 94% in two days within one week. This number is worrying because last week only 20% were satisfied with the government’s epidemic prevention arrangements. The very tight epidemic prevention measures may now cause people’s satisfaction rate with the government to drop further. I hope that the government can assess the situation, and relax the restrictions in various industries, so as to further loosen the strangulating curse of Hong Kong’s economy.”

## Appendix 1: Summary table for the contact information of the Benchmark Surveys

Benchmark Survey	First	Second	Third	Fourth	Fifth	Sixth	Seventh	Eighth
Survey date	18/1 15:00 – 25/1 15:00	25/1 15:00 – 18/2 15:00	18/2 15:00 – 24/2 15:00	24/2 15:00 – 1/3 15:00	1/3 15:00 – 8/3 15:00	8/3 15:00 – 22/3 15:00	22/3 15:00 – 29/3 15:00	16/4 15:00 – 21/4 15:00
Total sample size	4,821	4,950	6,542	6,605	5,606	6,210	6,806	6,330
Response rate	5.0%	5.2%	6.8%	6.9%	5.9%	6.5%	7.2%	6.7%
Survey method	Online survey							
Target population	Hong Kong residents aged 12+							
Sampling error <sup>[1]</sup>	Sampling error of percentages at +/-1% at 95% confidence level							
Weighting method	The figures are rim-weighted according to 1) gender-age distribution of Hong Kong population and by District Councils population figures from Census and Statistics Department; 2) Voting results of District Councils Election from Registration and Electoral Office; 3) rating distribution of Chief Executive from regular tracking surveys.							

## Appendix 2: Summary table for Group Gathering Prohibition Acceptance Level & Group Gathering Prohibition Index

Benchmark Survey	Date	Infected case(s) (ytd)	Size of group gathering allowed that day	Too lenient	Appropriate	Too strict	Group Gathering Prohibition Index <sup>[4]</sup>
First	1/1/21 <sup>[5]</sup>	68	2	0%	58%	42%	5.9
	2/1/21 <sup>[5]</sup>	42	2	0%	35%	65%	7.6
	3/1/21 <sup>[5]</sup>	35	2	0%	34%	66%	7.9
	4/1/21 <sup>[5]</sup>	41	2	0%	35%	65%	7.6
	5/1/21 <sup>[5]</sup>	53	2	0%	56%	44%	6.0
	6/1/21 <sup>[5]</sup>	32	2	0%	34%	66%	8.0

Benchmark Survey	Date	Infected case(s) (ytd)	Size of group gathering allowed that day	Too lenient	Appropriate	Too strict	Group Gathering Prohibition Index <sup>(4)</sup>
	7/1/21 <sup>[5]</sup>	25	2	0%	28%	72%	9.0
	8/1/21 <sup>[5]</sup>	33	2	0%	34%	66%	8.0
	9/1/21 <sup>[5]</sup>	45	2	0%	36%	64%	7.5
	10/1/21 <sup>[5]</sup>	59	2	0%	56%	44%	6.0
	11/1/21 <sup>[5]</sup>	31	2	0%	34%	66%	8.0
	12/1/21 <sup>[5]</sup>	41	2	0%	35%	65%	7.6
	13/1/21 <sup>[5]</sup>	60	2	0%	58%	42%	5.9
	14/1/21 <sup>[5]</sup>	42	2	0%	35%	65%	7.6
	15/1/21 <sup>[5]</sup>	29	2	0%	28%	72%	9.0
	16/1/21 <sup>[5]</sup>	38	2	0%	34%	66%	7.9
	17/1/21 <sup>[5]</sup>	50	2	0%	56%	44%	6.0
	18/1/21	55	2	0%	56%	44%	6.0
	19/1/21	107	2	0%	78%	22%	5.3
	20/1/21	56	2	0%	56%	44%	6.0
	21/1/21	77	2	0%	60%	40%	5.9
	22/1/21	70	2	0%	60%	40%	5.9
	23/1/21	61	2	0%	58%	42%	5.9
	24/1/21	81	2	0%	64%	36%	5.7
	25/1/21	76	2	0%	60%	40%	5.9
	26/1/21	73	2	0%	60%	40%	5.9
	27/1/21	64	2	0%	58%	42%	5.9
	28/1/21	60	2	0%	58%	42%	5.9
	29/1/21	39	2	0%	34%	66%	7.9
	30/1/21	50	2	0%	56%	44%	6.0
	31/1/21	28	2	0%	28%	72%	9.0
	1/2/21	53	2	0%	56%	44%	6.0
	2/2/21	34	2	0%	34%	66%	8.0
	3/2/21	25	2	0%	28%	72%	9.0
	4/2/21	19	2	0%	19%	81%	10.8
	5/2/21	22	2	0%	28%	72%	9.2
	6/2/21	37	2	0%	34%	66%	7.9
	7/2/21	19	2	0%	19%	81%	10.8
	8/2/21	27	2	0%	28%	72%	9.0
	9/2/21	32	2	0%	34%	66%	8.0
	10/2/21	26	2	0%	28%	72%	9.0



Benchmark Survey	Date	Infected case(s) (ytd)	Size of group gathering allowed that day	Too lenient	Appropriate	Too strict	Group Gathering Prohibition Index <sup>(4)</sup>
	11/2/21	17	2	0%	19%	81%	10.8
	12/2/21	21	2	0%	28%	72%	9.2
	13/2/21	24	2	0%	28%	72%	9.1
	14/2/21	12	2	0%	18%	82%	11.0
	15/2/21	12	2	0%	18%	82%	11.0
	16/2/21	9	2	0%	13%	87%	13.6
	17/2/21	8	2	0%	11%	89%	14.1
	18/2/21	16	2	0%	19%	81%	10.8
Second	19/2/21	8	2	0%	8%	92%	13.2
	20/2/21	13	2	0%	22%	78%	10.2
	21/2/21	15	2	0%	24%	76%	10.0
	22/2/21	20	2	0%	37%	63%	8.3
	23/2/21	16	2	0%	24%	76%	10.0
	24/2/21	12	4	22%	16%	61%	10.2
Third	25/2/21	17	4	21%	28%	51%	9.3
	26/2/21	13	4	17%	27%	56%	9.7
	27/2/21	25	4	40%	23%	36%	7.7
	28/2/21	32	4	49%	19%	32%	7.1
	1/3/21	22	4	39%	22%	39%	7.9
	2/3/21	14	4	17%	27%	56%	9.7
Fourth	3/3/21	13	4	28%	16%	56%	9.4
	4/3/21	14	4	29%	16%	55%	9.3
	5/3/21	9	4	10%	18%	72%	12.0
	6/3/21	11	4	26%	18%	56%	9.4
	7/3/21	8	4	9%	18%	73%	12.3
	8/3/21	16	4	29%	18%	52%	9.1
	9/3/21	9	4	10%	18%	72%	12.0
Fifth	10/3/21	21	4	33%	22%	45%	9.1
	11/3/21	8	4	6%	9%	85%	13.7
	12/3/21	22	4	33%	22%	45%	9.1
	13/3/21	60	4	61%	7%	32%	7.7
	14/3/21	47	4	48%	13%	38%	8.3
	15/3/21	24	4	33%	22%	45%	9.1
	16/3/21	30	4	46%	15%	39%	8.4
Sixth	17/3/21	18	4	17%	16%	67%	11.2

Benchmark Survey	Date	Infected case(s) (ytd)	Size of group gathering allowed that day	Too lenient	Appropriate	Too strict	Group Gathering Prohibition Index <sup>(4)</sup>
	18/3/21	11	4	15%	13%	72%	11.6
	19/3/21	10	4	15%	13%	72%	11.6
	20/3/21	13	4	16%	13%	72%	11.6
	21/3/21	8	4	6%	9%	85%	14.6
	22/3/21	8	4	6%	9%	85%	14.6
	23/3/21	18	4	17%	16%	67%	11.2
Seventh	24/3/21	12	4	17%	14%	69%	11.4
	25/3/21	10	4	17%	14%	69%	11.4
	26/3/21	9	4	9%	8%	83%	13.9
	27/3/21	11	4	17%	15%	69%	11.4
	28/3/21	6	4	6%	7%	87%	14.3
	29/3/21	1	4	5%	1%	94%	17.6
	30/3/21	8	4	8%	9%	84%	14.1
	31/3/21	7	4	6%	7%	87%	14.3
	1/4/21	6	4	6%	7%	87%	14.3
	2/4/21	13	4	17%	14%	69%	11.4
	3/4/21	19	4	18%	16%	65%	11.1
	4/4/21	2	4	5%	1%	94%	16.9
	5/4/21	7	4	6%	7%	87%	14.3
	6/4/21	16	4	18%	16%	66%	11.1
	7/4/21	7	4	6%	7%	87%	14.3
	8/4/21	8	4	8%	9%	84%	14.1
	9/4/21	10	4	17%	14%	69%	11.4
	10/4/21	14	4	17%	14%	69%	11.4
	11/4/21	5	4	6%	4%	89%	14.6
	12/4/21	13	4	17%	14%	69%	11.4
	13/4/21	13	4	17%	14%	69%	11.4
	14/4/21	13	4	17%	14%	69%	11.4
	15/4/21	5	4	6%	4%	89%	14.6
	16/4/21	6	4	6%	7%	87%	14.3
17/4/21	17	4	18%	16%	66%	11.1	
18/4/21	18	4	18%	17%	66%	11.1	
19/4/21	30	4	41%	17%	42%	8.7	
20/4/21	12	4	17%	14%	69%	11.4	
21/4/21	8	4	8%	9%	84%	14.1	

Benchmark Survey	Date	Infected case(s) (ytd)	Size of group gathering allowed that day	Too lenient	Appropriate	Too strict	Group Gathering Prohibition Index <sup>[4]</sup>
Eighth	22/4/21	1	4	4%	2%	94%	17.4
	23/4/21	14	4	16%	20%	63%	11.0
	24/4/21	9	4	8%	11%	81%	13.4
	25/4/21	3	4	5%	3%	92%	16.3
	26/4/21	6	4	7%	7%	86%	14.0
	27/4/21	4	4	5%	3%	92%	15.8
	28/4/21	8	4	8%	9%	82%	13.6
	29/4/21	7	4	7%	8%	85%	13.9
	30/4/21	15	4	19%	23%	58%	10.7
	1/5/21	4	4	5%	3%	92%	15.8
	2/5/21	8	4	8%	9%	82%	13.6
	3/5/21	2	4	5%	3%	92%	16.5
	4/5/21	2	4	5%	3%	92%	16.5
	5/5/21	4	4	5%	3%	92%	15.8
	6/5/21	6	4	7%	7%	86%	14.0
	7/5/21	2	4	5%	3%	92%	16.5
	8/5/21	3	4	5%	3%	92%	16.3
	9/5/21	5	4	6%	6%	88%	14.2
	10/5/21	1	4	4%	2%	94%	17.4
	11/5/21	4	4	5%	3%	92%	15.8
	12/5/21	1	4	4%	2%	94%	17.4
	13/5/21	2	4	5%	3%	92%	16.5
	14/5/21	3	4	5%	3%	92%	16.3
	15/5/21	1	4	4%	2%	94%	17.4
16/5/21	3	4	5%	3%	92%	16.3	
17/5/21	4	4	5%	3%	92%	15.8	
18/5/21	1	4	4%	2%	94%	17.4	

[4] The maximum value is set at 20 persons, according to the simulation of data collected from the benchmark surveys recorded. This value will be reviewed after each benchmark survey.

[5] Reverse calculated based on the first benchmark survey.