


# POP



---

HONG KONG PUBLIC OPINION PROGRAM

HONG KONG PUBLIC OPINION RESEARCH INSTITUTE


香港民意研究所 之 香港民意研究計劃

---

**Latest Tracking Poll Results**

**June 15, 2021**

# POP



---

HONG KONG PUBLIC OPINION PROGRAM

HONG KONG PUBLIC OPINION RESEARCH INSTITUTE

香港民意研究所 之 香港民意研究計劃

---

**限聚指數**

**Group Gathering Prohibition Index**

**15/6/2021**

# 樣本資料 - 限聚指數基準調查

## Contact Information - Group Gathering Prohibition Index Benchmark Survey

3

	香港民研意見群組成員 HKPOP Panel
調查日期 Survey date	17/5 15:00 – 24/5 15:00
調查方法 Survey method	以電郵接觸群組成員，並於網上完成調查 Online survey
訪問對象 Target population	十二歲或以上的香港市民 Hong Kong residents aged 12+
總成功樣本 Total sample size	6,583
回應比率 Response rate	7.0%
抽樣誤差 Sampling error	95% 置信水平，百分比誤差 +/-1% Sampling error of percentages at +/-1% at 95% confidence level
加權方法 Weighting method	按照1) 政府統計處提供的全港人口年齡及性別分佈統計數字、各區議會人口數字； 2) 選舉事務處提供的區議會選舉結果；3) 常規調查中的特首評分分佈數字，以 「反覆多重加權法」作出調整。 The figures are rim-weighted according to 1) gender-age distribution of Hong Kong population and by District Councils population figures from Census and Statistics Department; 2) Voting results of District Councils Election from Registration and Electoral Office; 3) rating distribution of Chief Executive from regular tracking surveys.

# 限聚指數

## Group Gathering Prohibition Index

4

- **最新調查日期 Latest survey date: 17-24/5/2021 (N=6,583)**
- **上次調查日期 Last survey date: 16-21/4/2021 (N=6,330)**
- **上上次調查日期 Second last survey date: 22-29/3/2021 (N=6,806)**

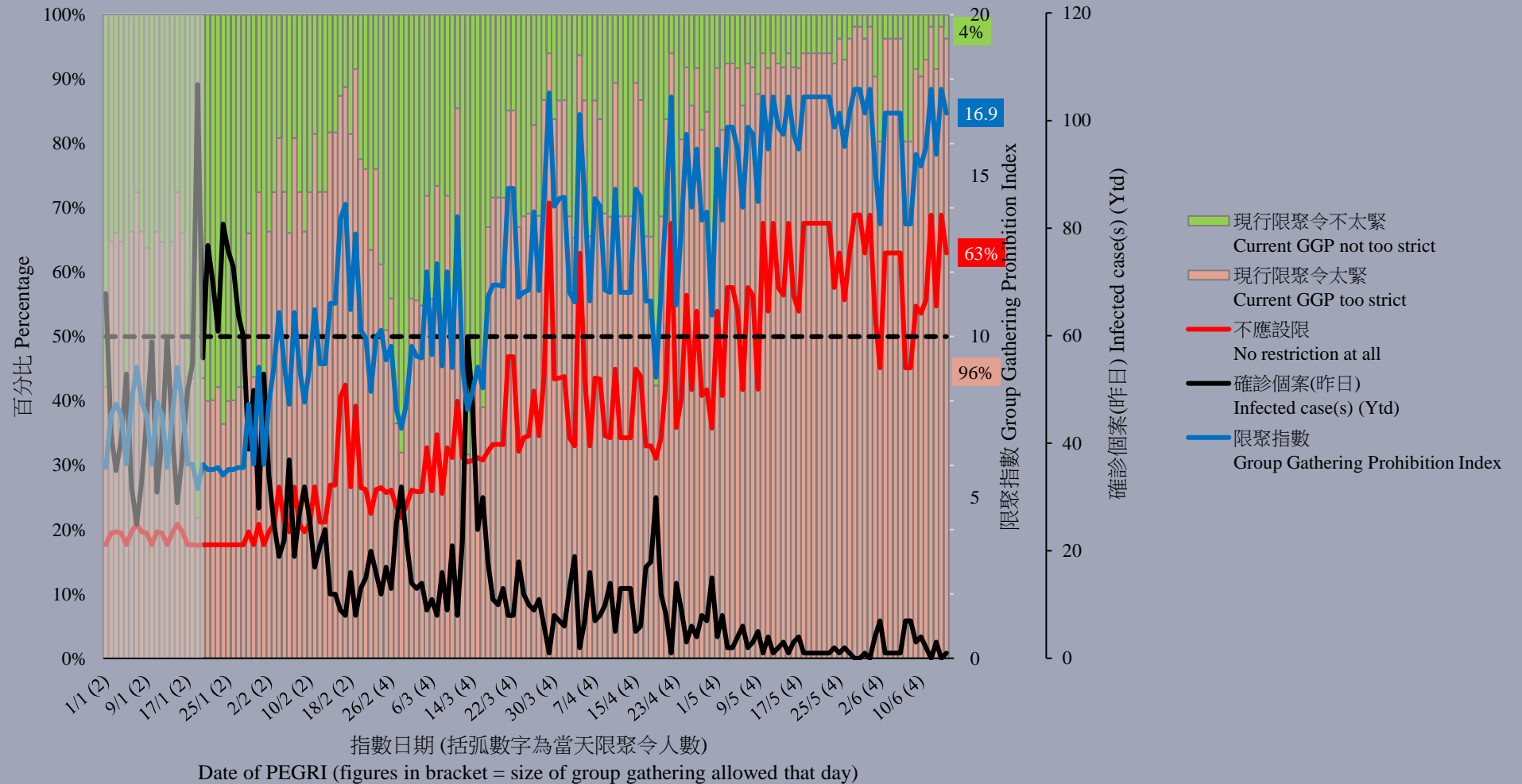
意見題目	Opinion Questions
<p>你認為香港應否無條件全面撤銷「限聚令」？</p> <ul style="list-style-type: none"><li>▪ 應該無條件撤銷「限聚令」</li><li>▪ 不應該，應視乎疫情而定</li><li>▪ 不知道／很難說</li></ul> <p>[追問沒有選擇應該“無條件撤銷「限聚令」”者] 你認為每天新增確診個案數應是多少，才適合將「限聚令」訂於2人？ 你認為每天新增確診個案數應是多少，才適合將「限聚令」訂於4人？ 你認為每天新增確診個案數應是多少，才適合將「限聚令」訂於8人？ 你認為每天新增確診個案數應是多少，才適合將「限聚令」訂於16人？ 你認為感染個案清零多少天後，限聚令應該全面撤銷？</p> <p>請於以下欄位列舉你認為合適的 [個案數 及 限聚人數] 組合.....</p>	<p>Do you think the regulation prohibiting gatherings of more than a specific number of people in public places should be completely lifted unconditionally in Hong Kong?</p> <ul style="list-style-type: none"><li>▪ Yes, the ban should be lifted unconditionally</li><li>▪ No, it should depend on the epidemic situation</li><li>▪ Don't know / hard to say</li></ul> <p>[For respondents NOT answering “Yes, the ban should be lifted unconditionally”] How many newly confirmed cases each day should there be before it would be appropriate to prohibit gatherings of more than 2 people? How many newly confirmed cases each day should there be before it would be appropriate to prohibit gatherings of more than 4 people? How many newly confirmed cases each day should there be before it would be appropriate to prohibit gatherings of more than 8 people? How many newly confirmed cases each day should there be before it would be appropriate to prohibit gatherings of more than 16 people? After how many days of zero infection do you think the group gathering ban should be lifted altogether?</p> <p>Please list combinations of [number of cases &amp; number of people allowed in gatherings] that you think is appropriate in the field below:</p>

# 調查結果 - 限聚接受程度

## Survey Result – Group Gathering Prohibition Acceptance Level

5


限聚接受程度 Group Gathering Prohibition Acceptance Level



香港教育中心商會副主席任偉豪指出：「現在的每日感染人數已經很低了，政府已沒有必要維持限聚措施，因為社區中差不多已沒有受感染者，只需在邊境做好防疫，不讓任何一個受感染者走進社區，就已經是足夠又有效的防疫措施。」

**Vice Chairman of The Hong Kong Chamber of Education Centres Yam Wai Ho observed, “With such a remarkably low number of daily infected cases, it is no longer necessary for the government to continue the gathering restriction measures. Because there is almost no infected person in the community, it is already sufficient and effective to prevent the pandemic by controlling the border properly, in order to stop any infected person from entering the community.”**

# POP



---

HONG KONG PUBLIC OPINION PROGRAM

HONG KONG PUBLIC OPINION RESEARCH INSTITUTE

香港民意研究所 之 香港民意研究計劃

---

**Latest Tracking Poll Results**

**June 15, 2021**

# Contact Information

8

- Date of survey: 7-10/6/2021
- Survey method: Random telephone survey conducted by real interviewers
- Target population: Cantonese-speaking Hong Kong residents aged 18 or above
- Sample size: 1,008 (including 507 landline and 501 mobile samples)
- Effective response rate: 55.1%
- Sampling error: Sampling error of ratings not more than +/-4% at 95% conf. level, sampling error of net values not more than +/-6%, sampling error of rating figures not more than +/-2.5
- Weighting method: Rim-weighted according to figures provided by the Census and Statistics Department. The gender-age distribution of the Hong Kong population came from “Mid-year population for 2020”, while the educational attainment (highest level attended) distribution and economic activity status distribution came from “Women and Men in Hong Kong - Key Statistics (2020 Edition)”.



# Survey Topic

9

- Popularity of Chief Executive
- Popularity of Secretaries of Departments
- Core Social Indicators
  - Degree of prosperity
  - Degree of stability
  - Degree of freedom
  - Compliance with the rule of law
  - Degree of democracy

# Survey Result - Popularity of Chief Executive

10

## ● Popularity of Chief Executive

		17-21/5/2021	7-10/6/2021	Change	Record
CE Carrie Lam	Rating	30.8	<b>30.3</b>	<b>▼0.5</b>	Record <b>low</b> since Mar. 2021
	Vote of confidence	18%	<b>16%</b>	<b>▼2%</b>	Record <b>low</b> since Apr. 2020
	Vote of no confidence	68%	<b>70%</b>	<b>▲2%</b>	Record <b>high</b> since May 2021
	Net approval rate	-50%	<b>-53%</b>	<b>▼4%</b>	Record <b>low</b> since May 2021

- Our latest survey shows that the popularity rating of CE Carrie Lam is 30.3 marks, with 43% of respondents giving her 0 mark. Her approval rate is 16%, disapproval rate 70%, giving a net popularity of negative 53 percentage points. All popularity figures have not changed much from half a month ago.

# Survey Topic

11

- Popularity of Chief Executive
- Popularity of Secretaries of Departments
- Core Social Indicators
  - Degree of prosperity
  - Degree of stability
  - Degree of freedom
  - Compliance with the rule of law
  - Degree of democracy

# Survey Result - Popularity of Secretaries of Departments

12

## • Secretaries of Departments

		3-7/5/2021	7-10/6/2021	Change	Record
Chief Secretary for Administration Matthew Cheung	Rating	30.3	<b>33.2</b>	<b>▲2.9</b>	Record <b>high</b> since Aug. 2019
	Net approval rate	-30%	<b>-19%</b>	<b>▲11% *</b>	Record <b>high</b> since Aug. 2019
Financial Secretary Paul Chan	Rating	35.1	<b>35.4</b>	<b>▲0.3</b>	Record <b>high</b> since Apr. 2021
	Net approval rate	-18%	<b>-18%</b>	--	--
Secretary for Justice Teresa Cheng	Rating	25.0	<b>24.2</b>	<b>▼0.9</b>	Record <b>low</b> since Apr. 2021
	Net approval rate	-44%	<b>-47%</b>	<b>▼3%</b>	Record <b>low</b> since Apr. 2021

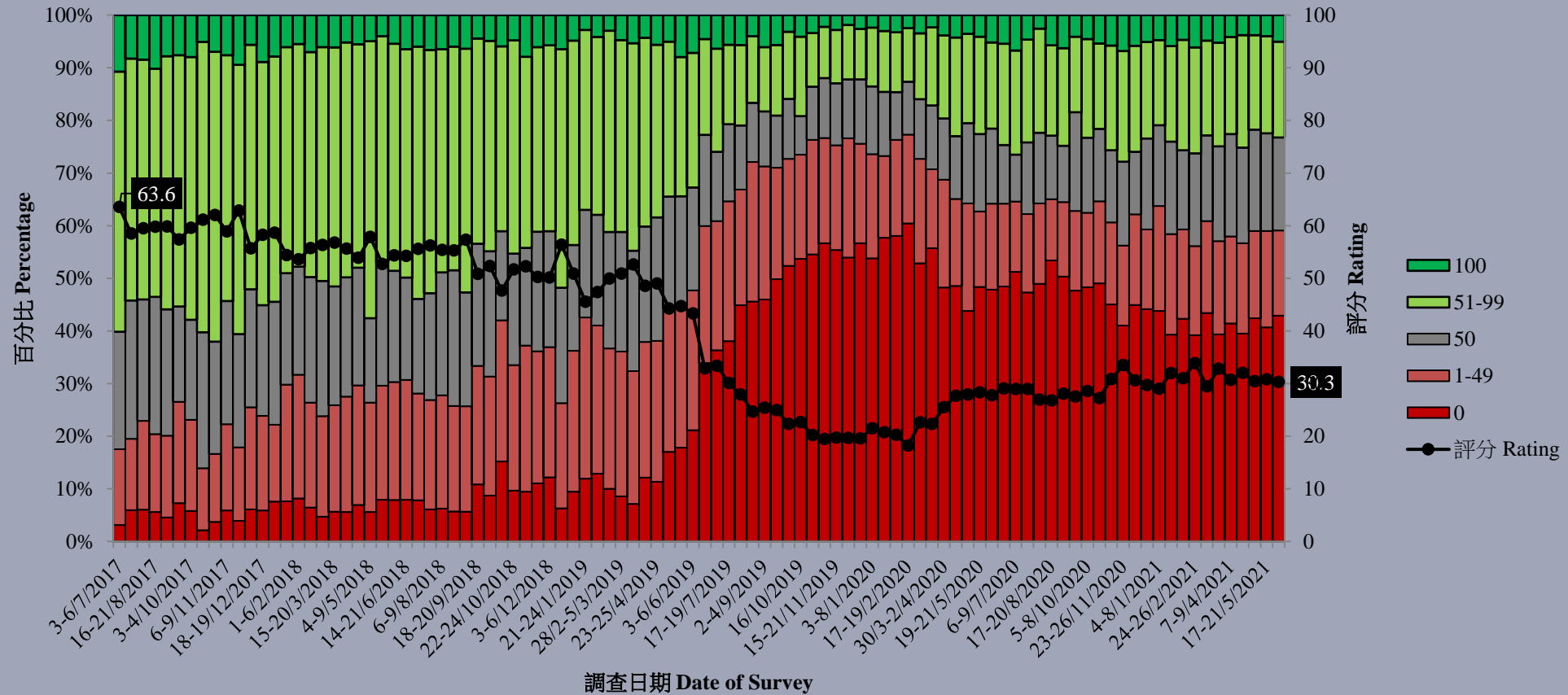
- The net popularity of CS Matthew Cheung has a significant increase of 11 percentage points from a month ago.

\* Significant change

# Survey Result - Popularity of Chief Executive

13

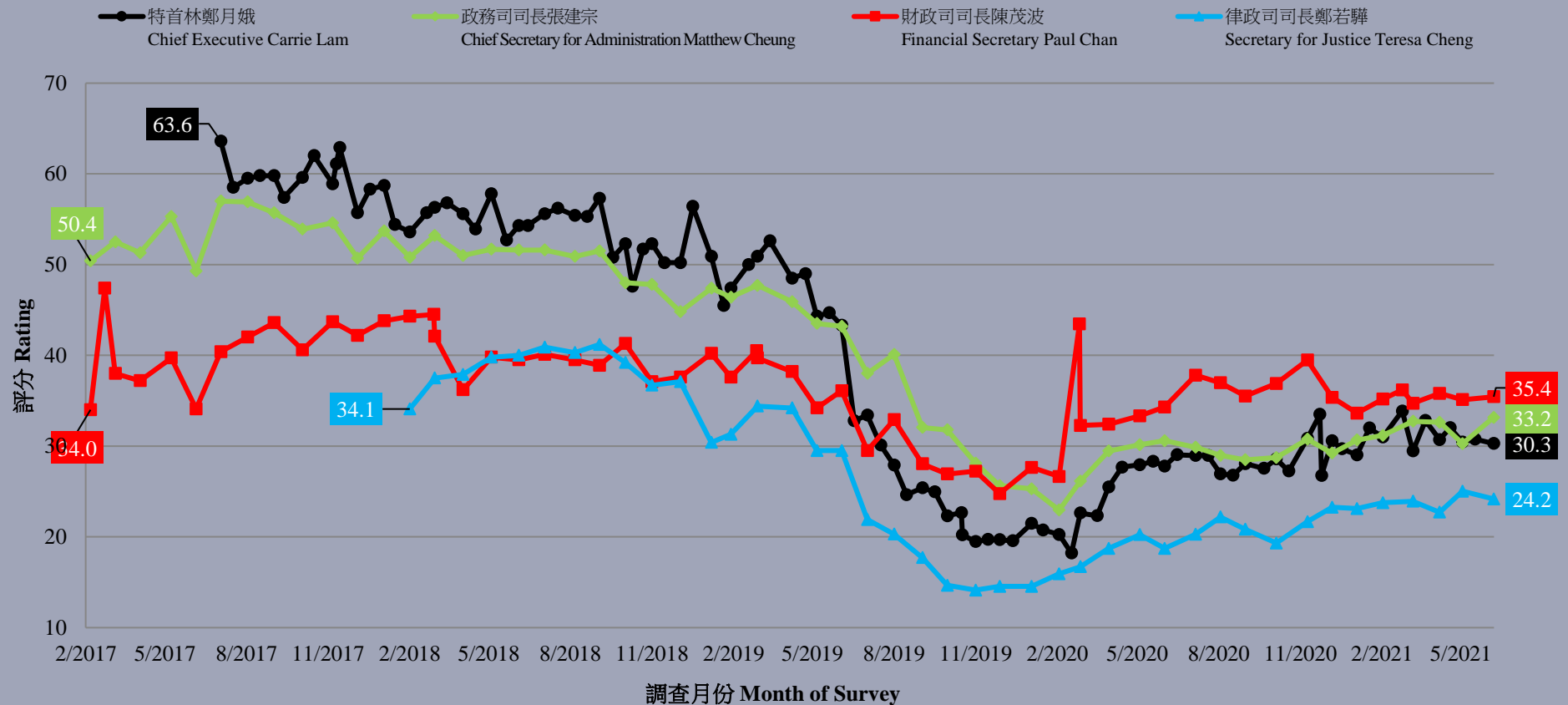
特首林鄭月娥評分 (按次計算)  
Rating for Chief Executive Carrie Lam (Per Poll)  
(7/2017 – 6/2021)



# Survey Result - Popularity of CE and Secretaries of Departments

17

特首及各司長評分 - 綜合圖表 (按次計算)  
Ratings of Chief Executive and Secretaries of Departments - Combined (per poll)  
(2/2017 – 6/2021)

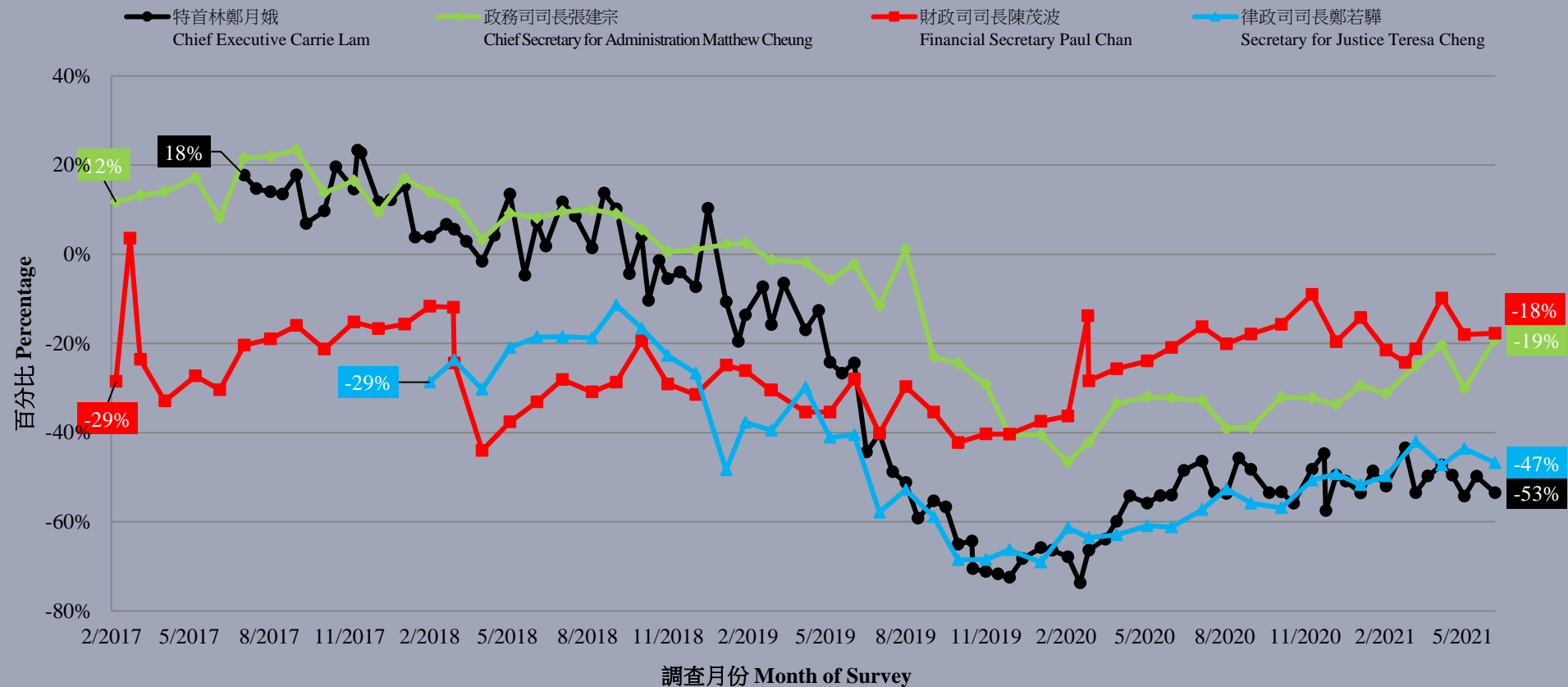


# Survey Result - Popularity of CE and Secretaries of Departments

18

特首及各司長支持率淨值 - 綜合圖表 (按次計算)

Net approval rates of CE and Secretaries of Departments - Combined (per poll) (2/2017 – 6/2021)



# Survey Topic

19

- Popularity of Chief Executive
- Popularity of Secretaries of Departments
- **Core Social Indicators**
  - Degree of prosperity
  - Degree of stability
  - Degree of freedom
  - Compliance with the rule of law
  - Degree of democracy



# Survey result - Social Indicators

20

## • Five Core Social Indicators

	3-7/5/2021	7-10/6/2021	Change	Record
Prosperity	4.41	4.83	▲0.42 *	Record high since Feb. 2021
Stability	4.42	4.80	▲0.39 *	Record high since Feb. 2021
Freedom	4.56	4.77	▲0.20	Record high since Apr. 2021
Rule of law	4.01	4.39	▲0.38 *	Record high since Apr. 2021
Democracy	3.56	3.82	▲0.26	Record high since Feb. 2021

- On a scale of 0 to 10, people's ratings on the five core social indicators ranked from the highest to the lowest are "prosperity", "stability", "freedom", "rule of law" and "democracy". Their scores are 4.83, 4.80, 4.77, 4.39 and 3.82 respectively. Compared to a month ago, "prosperity", "stability" and "rule of law" indicators have increased significantly, up by 0.38 to 0.42.

\* Significant change

# Survey result - Social Indicators

22

核心社會指標走勢圖表 (按次計算)  
Trend of Core Social Indicators Chart (Per Poll)  
(7/2020 – 6/2021)

