


POP



HONG KONG PUBLIC OPINION PROGRAM

HONG KONG PUBLIC OPINION RESEARCH INSTITUTE

香港民意研究所 之 香港民意研究計劃

Latest Tracking Poll Results

June 29, 2021

POP



HONG KONG PUBLIC OPINION PROGRAM

HONG KONG PUBLIC OPINION RESEARCH INSTITUTE

香港民意研究所 之 香港民意研究計劃

限聚指數

Group Gathering Prohibition Index

29/6/2021

樣本資料 - 限聚指數基準調查

Contact Information - Group Gathering Prohibition Index Benchmark Survey

3

	香港民研意見群組成員 HKPOP Panel
調查日期 Survey date	18/6 15:00 – 23/6 15:00
調查方法 Survey method	以電郵接觸群組成員，並於網上完成調查 Online survey
訪問對象 Target population	十二歲或以上的香港市民 Hong Kong residents aged 12+
總成功樣本 Total sample size	6,158
回應比率 Response rate	6.6%
抽樣誤差 Sampling error	95% 置信水平，百分比誤差 +/-1% Sampling error of percentages at +/-1% at 95% confidence level
加權方法 Weighting method	按照1) 政府統計處提供的全港人口年齡及性別分佈統計數字、各區議會人口數字； 2) 選舉事務處提供的區議會選舉結果；3) 常規調查中的特首評分分佈數字，以 「反覆多重加權法」作出調整。 The figures are rim-weighted according to 1) gender-age distribution of Hong Kong population and by District Councils population figures from Census and Statistics Department; 2) Voting results of District Councils Election from Registration and Electoral Office; 3) rating distribution of Chief Executive from regular tracking surveys.

限聚指數

Group Gathering Prohibition Index

4

- **最新調查日期 Latest survey date: 18-23/6/2021 (N=6,158)**
- **上次調查日期 Last survey date: 17-24/5/2021 (N=6,583)**
- **上上次調查日期 Second last survey date: 16-21/4/2021 (N=6,330)**

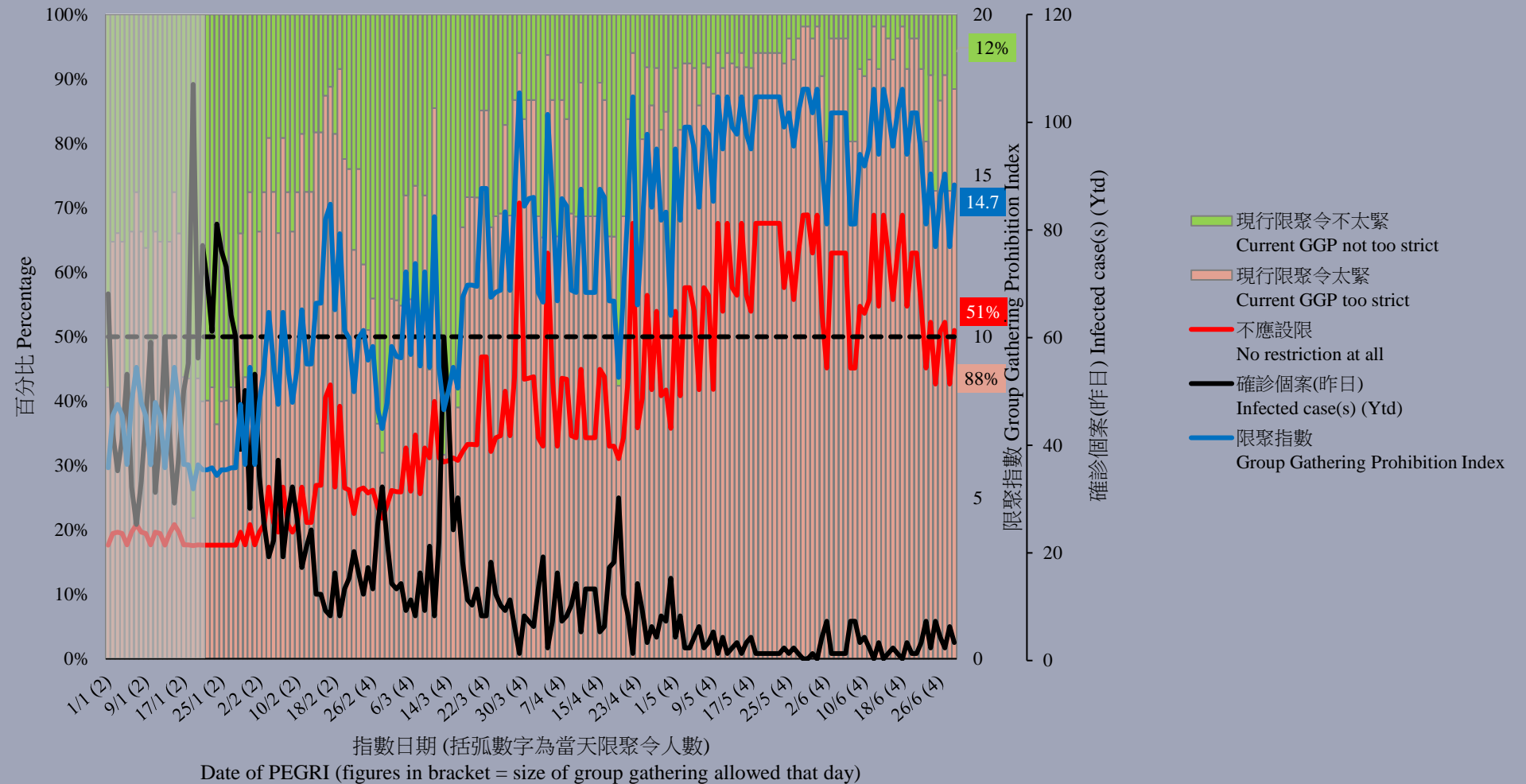
意見題目	Opinion Questions
<p>你認為香港應否無條件全面撤銷「限聚令」？</p> <ul style="list-style-type: none">▪ 應該無條件撤銷「限聚令」▪ 不應該，應視乎疫情而定▪ 不知道／很難說 <p>[追問沒有選擇應該“無條件撤銷「限聚令」”者]</p> <p>你認為每天新增確診個案數應是多少，才適合將「限聚令」訂於2人？</p> <p>你認為每天新增確診個案數應是多少，才適合將「限聚令」訂於4人？</p> <p>你認為每天新增確診個案數應是多少，才適合將「限聚令」訂於8人？</p> <p>你認為每天新增確診個案數應是多少，才適合將「限聚令」訂於16人？</p> <p>你認為感染個案清零多少天後，限聚令應該全面撤銷？</p> <p>請於以下欄位列舉你認為合適的 [個案數 及 限聚人數] 組合.....</p>	<p>Do you think the regulation prohibiting gatherings of more than a specific number of people in public places should be completely lifted unconditionally in Hong Kong?</p> <ul style="list-style-type: none">▪ Yes, the ban should be lifted unconditionally▪ No, it should depend on the epidemic situation▪ Don't know / hard to say <p>[For respondents NOT answering “Yes, the ban should be lifted unconditionally”]</p> <p>How many newly confirmed cases each day should there be before it would be appropriate to prohibit gatherings of more than 2 people?</p> <p>How many newly confirmed cases each day should there be before it would be appropriate to prohibit gatherings of more than 4 people?</p> <p>How many newly confirmed cases each day should there be before it would be appropriate to prohibit gatherings of more than 8 people?</p> <p>How many newly confirmed cases each day should there be before it would be appropriate to prohibit gatherings of more than 16 people?</p> <p>After how many days of zero infection do you think the group gathering ban should be lifted altogether?</p> <p>Please list combinations of [number of cases & number of people allowed in gatherings] that you think is appropriate in the field below:</p>

調查結果 - 限聚接受程度

Survey Result – Group Gathering Prohibition Acceptance Level

5

限聚接受程度 Group Gathering Prohibition Acceptance Level



限聚指數 - 分析評論


Group Gathering Prohibition Index – Commentary

6

香港教育中心商會副主席任偉豪指出：「儘管社會近日廣泛談論變種病毒，但暫時沒有病毒傳染的跡象，市民不必過份擔憂。自從上星期四政府放寬了限聚措施之後，經濟活動似乎沒有明顯活躍，我相信是因為放寬的幅度實在太細。我估計政府放寬措施目的只在谷針，並不在於帶動經濟，這是業界不樂意見到的。」

Vice Chairman of The Hong Kong Chamber of Education Centres Yam Wai Ho observed, “Although the mutated virus has recently been widely discussed in the community, there seems no sign of its spread, so the public need not worry too much. Last Thursday the government relaxed the restrictions, but there has not been any surge in economic activities. I believe it is because the extent of the relaxation was too small, and the government’s aim was just to increase vaccination coverage, not to revive the economy. The industry does not want to see this.”

POP



HONG KONG PUBLIC OPINION PROGRAM

HONG KONG PUBLIC OPINION RESEARCH INSTITUTE

香港民意研究所 之 香港民意研究計劃

Latest Tracking Poll Results

June 29, 2021

Contact Information

8

- Date of survey: 21-25/6/2021
- Survey method: Random telephone survey conducted by real interviewers
- Target population: Cantonese-speaking Hong Kong residents aged 18 or above
- Sample size: 1,014 (including 506 landline and 508 mobile samples)
- Effective response rate: 49.3%
- Sampling error: Sampling error of percentages not more than +/-4%, that of net values not more than +/-8% and that of ratings not more than +/-2.0 at 95% conf. level
- Weighting method: Rim-weighted according to figures provided by the Census and Statistics Department. The gender-age distribution of the Hong Kong population came from “Mid-year population for 2020”, while the educational attainment (highest level attended) distribution and economic activity status distribution came from “Women and Men in Hong Kong - Key Statistics (2020 Edition)”.

Survey Topic

9

- Popularity of Chief Executive
- Popularity of HKSAR Government
 - People's satisfaction with the HKSAR Government
 - People's trust in the HKSAR Government
 - People's appraisals of society's conditions
- Public Sentiment Index
- HKSAR Anniversary Survey

Survey Result - Popularity of Chief Executive

10

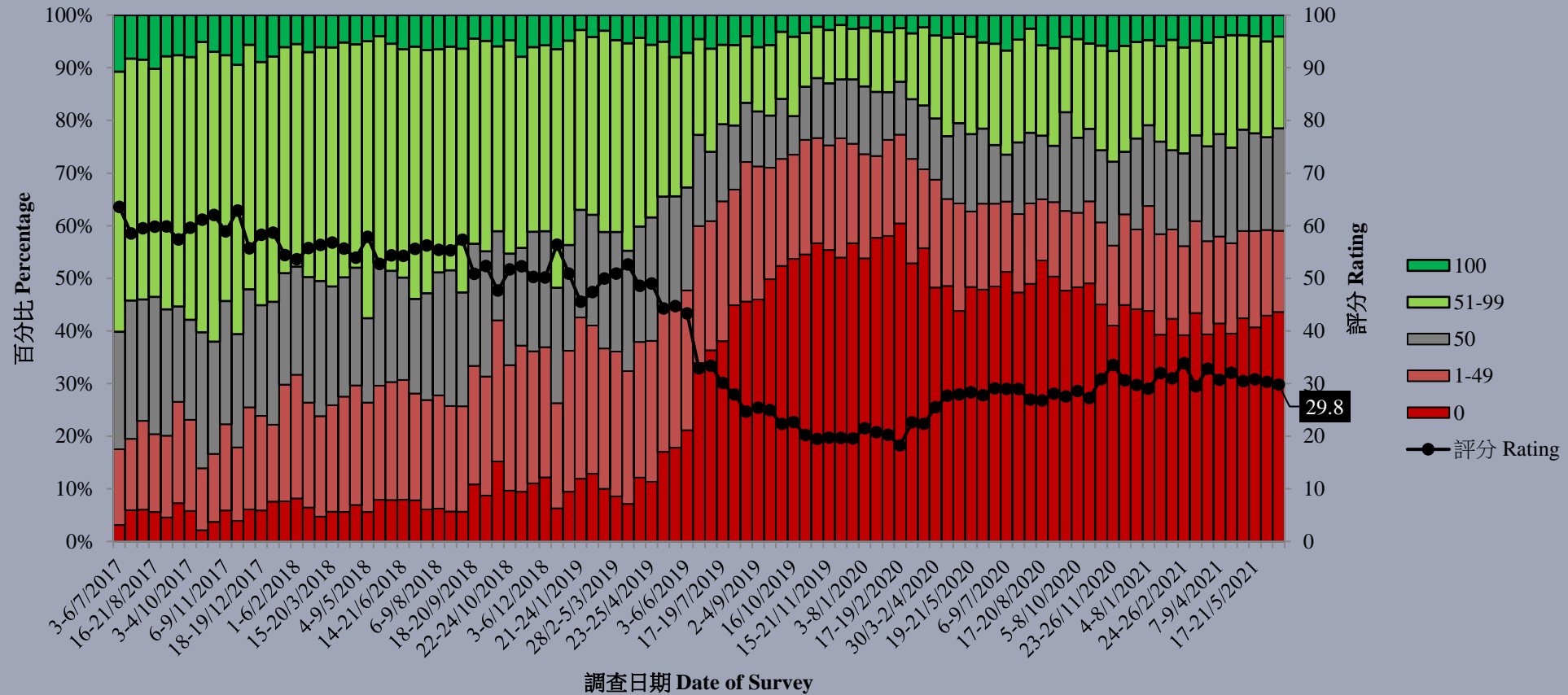
● Popularity of Chief Executive

		7-10/6/2021	21-25/6/2021	Change	Record
CE Carrie Lam	Rating	30.3	29.8	▼0.5	Record low since Mar. 2021
	Vote of confidence	16%	17%	▲1%	Record high since May 2021
	Vote of no confidence	70%	70%	--	--
	Net approval rate	-53%	-53%	▲1%	Record high since May 2021

- Our latest survey shows that the popularity rating of CE Carrie Lam is 29.8 marks, with 43% of respondents giving her 0 mark. Her approval rate is 17%, disapproval rate 70%, giving a net popularity of negative 53 percentage points. All popularity figures have not changed much from half a month ago.

Survey Result - Popularity of Chief Executive

特首林鄭月娥評分 (按次計算)
Rating for Chief Executive Carrie Lam (Per Poll)
(7/2017 – 6/2021)



Survey Topic

15

- Popularity of Chief Executive
- Popularity of HKSAR Government
 - People's satisfaction with the HKSAR Government
 - People's trust in the HKSAR Government
 - People's appraisals of society's conditions
- Public Sentiment Index
- HKSAR Anniversary Survey

Survey Result - Popularity of HKSAR Government

16

● People's satisfaction with the HKSAR Government

	17-21/5/2021	21-25/6/2021	Change	Record
Satisfaction rate	17%	24%	▲7% *	Record high since May 2019
Dissatisfaction rate	63%	60%	▼3%	Record low since Apr. 2021
Net satisfaction rate	-46%	-36%	▲10% *	Record high since Feb. 2021
Mean value	2.1	2.3	▲0.2 *	Record high since Feb. 2021

- Regarding the HKSAR Government, the latest satisfaction rate has significantly increased by 7 percentage points to 24% compared to a month ago, whereas dissatisfaction rate stands at 60%, thus the net satisfaction has significantly increased by 10 percentage points to negative 36. The mean score has also significantly increased by 0.2 point to 2.3, meaning between “quite dissatisfied” and “half-half” in general.

* Significant change

Survey Result - Popularity of HKSAR Government

17

● People's trust in the HKSAR Government

	17-21/5/2021	21-25/6/2021	Change	Record
Trust	31%	34%	▲2%	Record high since Feb. 2021
Distrust	54%	52%	▼2%	Record low since Feb. 2021
Net trust	-22%	-18%	▲4%	Record high since Feb. 2021
Mean value	2.5	2.6	▲0.1	Record high since Feb. 2021

- Regarding people's trust in the HKSAR Government, 34% of the respondents expressed trust, 52% expressed distrust, thus the net trust value is negative 18 percentage points. The mean score is 2.6, meaning between “quite distrust” and “half-half” in general.

Survey Result - Popularity of HKSAR Government

18

● People's appraisals of society's conditions

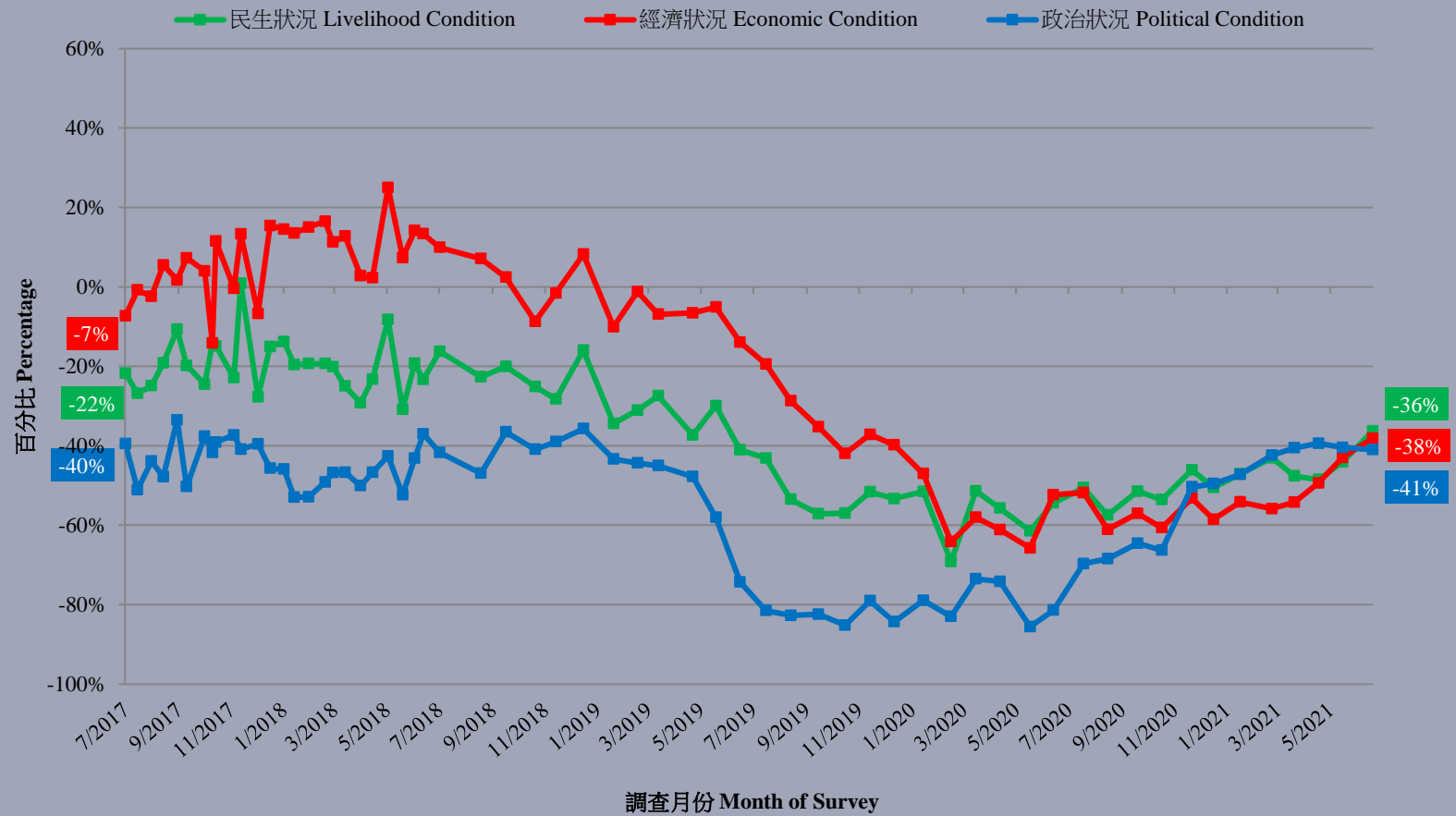
	17-21/5/2021	21-25/6/2021	Change	Record
Livelihood condition	-44%	-36%	▲8% *	Record high since May 2019
Economic condition	-43%	-38%	▲5%	Record high since Nov. 2019
Political condition	-40%	-41%	▼1%	Record low since Feb. 2021

- As for people's satisfaction with the current livelihood, economic and political conditions, the latest net satisfaction rates are negative 36, negative 38 and negative 41 percentage points respectively. Compared to last month, the net satisfaction rate for livelihood condition has significantly increased by 8 percentage points.

* Significant change

Survey Result - Popularity of HKSAR Government

市民對社會狀況的評價滿意率淨值 (按次計算)
Net satisfaction rates of people's appraisals of society's conditions (Per Poll)
(7/2017 – 6/2021)



Survey Topic

20

- Popularity of Chief Executive
- Popularity of HKSAR Government
 - People's satisfaction with the HKSAR Government
 - People's trust in the HKSAR Government
 - People's appraisals of society's conditions
- **Public Sentiment Index**
- HKSAR Anniversary Survey

Survey Result - Public Sentiment Index

21

● Public Sentiment Index (PSI)

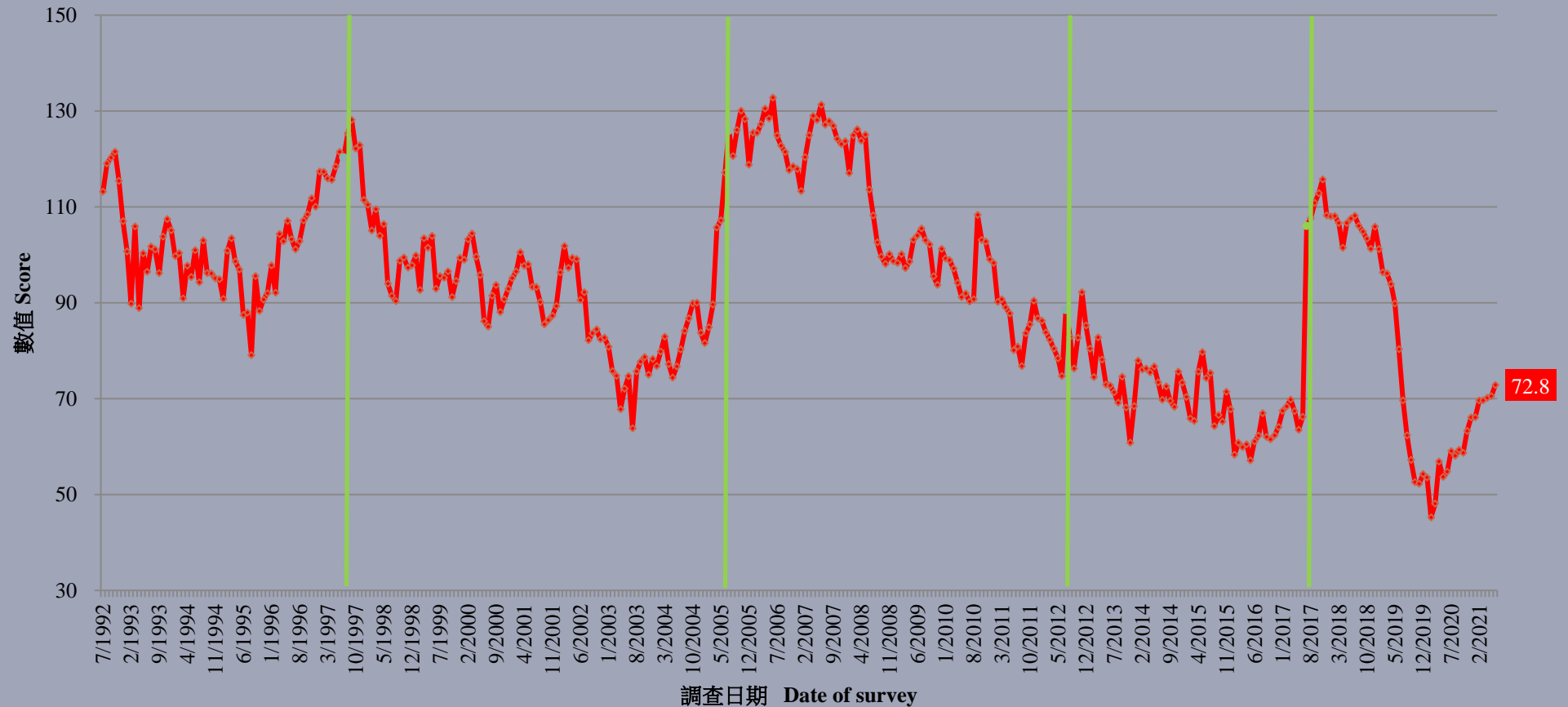
	10/6/2021	25/6/2021	Change	Record
Public Sentiment Index (PSI)	70.0	75.6	▲5.6	Record high since Jun. 2019
Government Appraisal (GA)	68.1	70.9	▲2.8	Record high since Mar. 2021
Society Appraisal (SA)	71.1	78.3	▲7.2	Record high since Jun. 2019

- All PSI, GA and SA scores range between 0 to 200, with 100 meaning normal.
- The latest PSI stands at 75.6, up by 5.6 points from early June. It can be considered as among the worst 5% across the past 20 years or so. Two component scores of PSI also can be considered as among the worst 3% and 7% across the past 20 years or so respectively.

Survey Result - Public Sentiment Index

22

民情指數 (按月計算)
Public Sentiment Index (monthly average)
(7/1992 - 6/2021)



Survey Topic

23

- Popularity of Chief Executive
- Popularity of HKSAR Government
 - People's satisfaction with the HKSAR Government
 - People's trust in the HKSAR Government
 - People's appraisals of society's conditions
- Public Sentiment Index
- **HKSAR Anniversary Survey**

Survey Result - HKSAR Anniversary Survey

24

• Sense of pride in becoming a national citizen of China

	15-18/6/2020	21-25/6/2021	Change	Record
Proud	34%	41%	▲7% *	Record high since Jun. 2010
Not proud	62%	55%	▼8% *	Record low since Jun. 2020

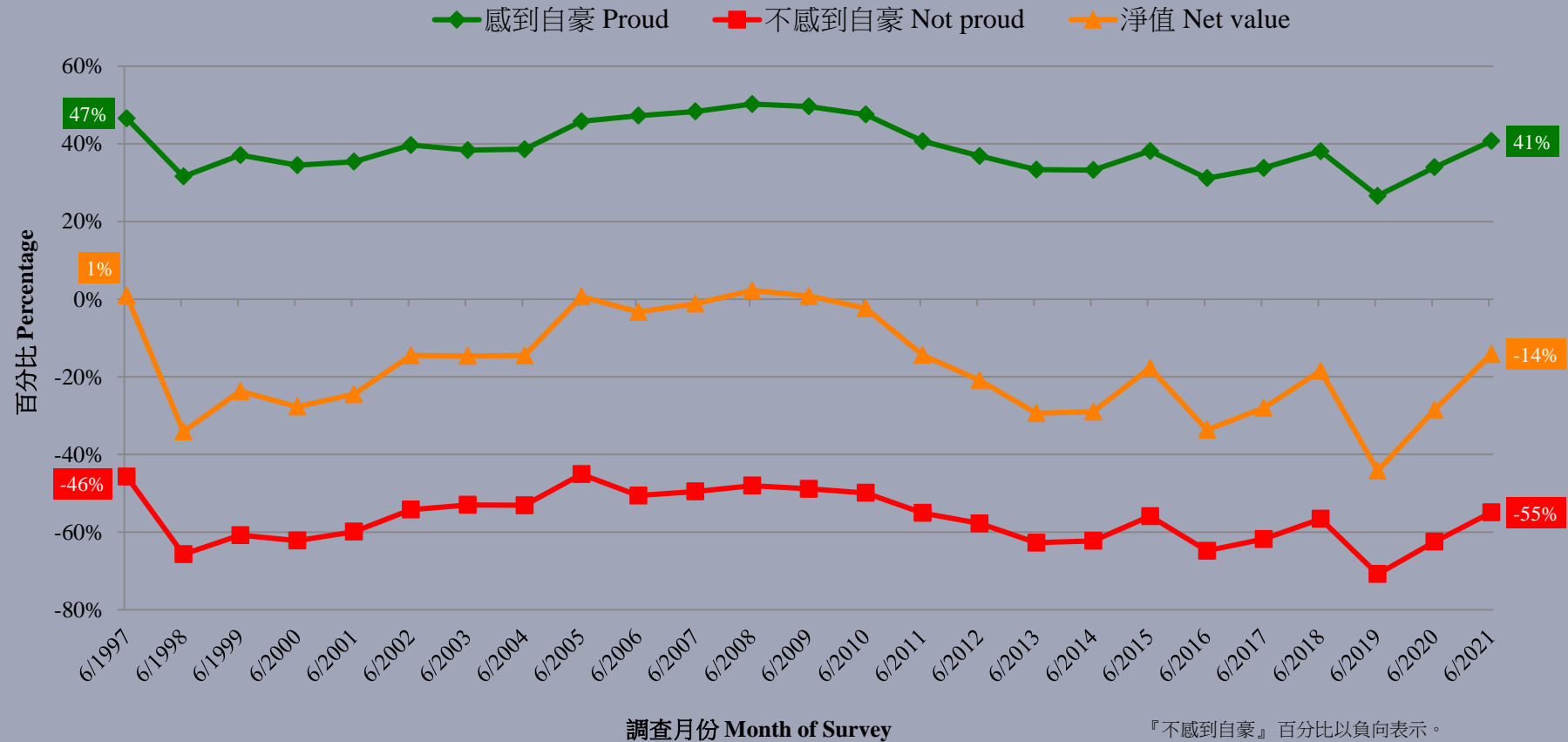
- As the 24th handover anniversary of the HKSAR draws near, our survey shows that compared to this time last year, Hong Kong people's sense of pride in becoming a national citizen of China has increased significantly by 7 percentage points to 41%, while the percentage of those not feeling proud fell back by 8 percentage points to 55%, representing the most positive survey results since 2010.

* Significant change

Survey Result - HKSAR Anniversary Survey

25

你有冇因為九七回歸後正式成為中國國民而感到自豪? (按次計算)
Are you proud of formally becoming a national citizen of China after the 1997 Handover? (Per poll)
(6/1997 - 6/2021)



調查月份 Month of Survey

『不感到自豪』百分比以負向表示。
Percentage of 'Not proud' is presented as negative

Survey Result - HKSAR Anniversary Survey

26

● Policies of the Central Government on Hong Kong

	15-18/6/2020	21-25/6/2021	Change	Record
Positive appraisal	28%	35%	▲6% *	Record high since Jun. 2018
Negative appraisal	50%	45%	▼5% *	Record low since Jun. 2018
Net appraisal	-21%	-10%	▲11% *	Record high since Jun. 2018
Mean value	2.6	2.8	▲0.2 *	Record high since Jun. 2018

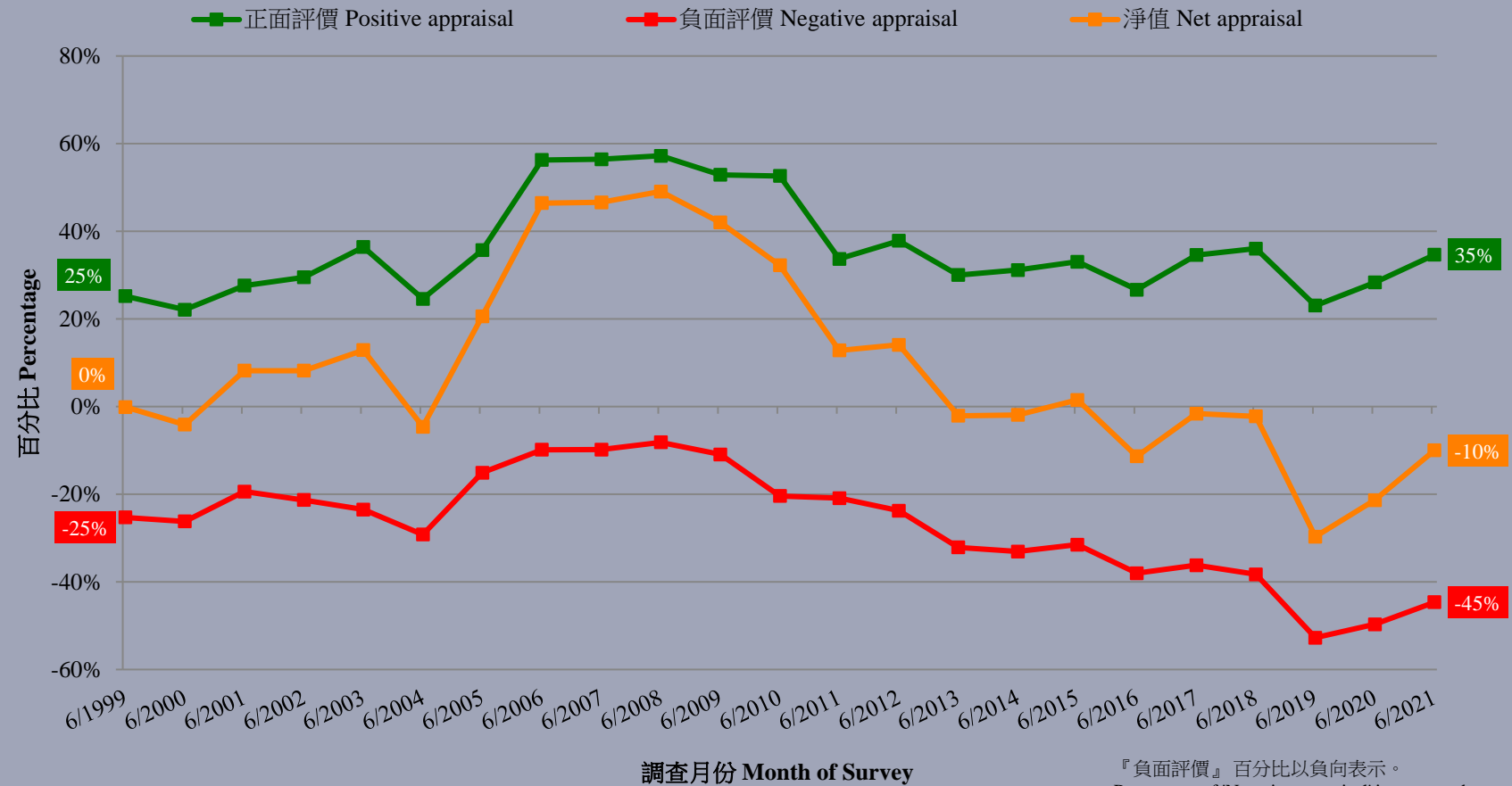
- As for the policies of the Central Government on Hong Kong after the handover, 35% of the respondents gave positive feedback, whereas 45% gave negative appraisal, giving a net appraisal of negative 10 percentage points. The mean score is 2.8 marks, meaning close to “half-half” in general. These figures have also turned more positive compared to this time last year.

* Significant change

Survey Result - HKSAR Anniversary Survey

27

中央政府對港政策 (按次計算)
Central Government's policies on Hong Kong (Per Poll)
(6/1999 - 6/2021)



『負面評價』百分比以負向表示。
Percentage of 'Negative appraisal' is presented as negative