



HONG KONG PUBLIC OPINION RESEARCH INSTITUTE

香港民意研究所

Hong Kong Public Opinion Program of Hong Kong Public Opinion Research Institute

PopPanel Research Report No. 86 cum “We Hongkongers” Research Report No. 60

Survey Date: 18 to 23 June 2021

Release Date: 25 June 2021

Copyright of this report was generated by the Hong Kong Public Opinion Program (HKPOP) and opened to the world. HKPOP proactively promotes open data, open technology and the free flow of ideas, knowledge and information. The predecessor of HKPOP was the Public Opinion Programme at The University of Hong Kong (HKUPOP). “POP” in this publication may refer to HKPOP or HKUPOP as the case may be.

Research Background

"We Hongkongers" is an initiative advocated by Hong Kong Public Opinion Program (HKPOP) of Hong Kong Public Opinion Research Institute (HKPORI), with the support of many members of the civic society. With reference to the petition website "We the People" hosted by the White House of the United States, "We Hongkongers" aims to reflect public sentiment by conducting scientific research on any issues raised by Hong Kong citizens: https://www.pori.hk/wehongkongers_factsheet_20191017_chi.

"We Hongkongers" Project officially started on 17 October 2019, in the form of intensive rolling surveys. A total of 12 reports were published as of 23 December 2019. In mid-May 2020, in response to the rapid changes in Hong Kong's political and public sentiment, HKPOP redeveloped the "We Hongkongers" Project. Coupled with the rapid development of the "HKPOP Panel" established by PORI in July 2019, PORI decided to launch the "We Hongkongers Panel Survey" to further strengthen interaction with the public and as well as collect and analyze public opinion and there are 29 reports in total. In January 2021, PORI redeveloped the "We Hongkongers" Project again to strengthen the cooperation with non-governmental organizations, civil society organizations, concern groups and professional organizations, and the results will be released in the form of mini-forums to initiate policy discussions.

This report also represents Report No. 86 under HKPOP Panel survey series, as well as Report No. 60 under the "We Hongkongers" Project Series. The research is co-organized with the Elderly Service Advocacy Alliance on the theme "Standardised Care Need Assessment Mechanism for Elderly Services".

HKPOP sent out emails to all panel members at the beginning of the survey, inviting them to fill in the questionnaire at the designated online platform. Members were allowed to make repeated submissions, while only the last submission of each individual member would be used for analysis.

Contact Information

Herewith the contact information of the “We Hongkongers” Panel Survey:

Table 1: Detailed Contact Information

Survey method	Online survey
Target population	HKPOP Panel samples, namely Hong Kong People Representative Panel (Probability-based Panel) and Hong Kong People Volunteer Panel (Non-probability-based Panel)
Weighting method	The figures are rim-weighted according to 1) gender-age distribution, educational attainment (highest level attended) distribution, economic activity status distribution of Hong Kong population and by District Councils population figures from Census and Statistics Department; 2) Voting results of District Councils Election from Registration and Electoral Office; 3) rating distribution of Chief Executive from regular tracking surveys.
Date of survey	18 June, 3pm – 23 June, 3pm
Total sample size	6,117
Response rate	6.6%
Sampling error ^[1]	Sampling error of percentages at +/-1% at 95% confidence level

[1] All error figures in this release are calculated at 95% confidence level. “95% confidence level” means that if we were to repeat a certain survey 100 times with different random samples, we would expect 95 times having the population parameter within the respective error margins calculated. Because of sampling errors, when quoting percentages, journalists should refrain from reporting decimal places, whereas one decimal place can be used when quoting rating figures.

PopPanel Composition

Regarding data collection, survey data from both the Hong Kong People Representative Panel and Hong Kong People Volunteer Panel were collected in the form of online questionnaire.

Among them, the Hong Kong People Representative Panel comes from members of the “HKPOP Panel” recruited in regular random telephone surveys. HKPOP uses “HKPOP Panel” as a framework for conducting surveys for different research projects, any eligible family member in the household may be invited to participate in a specific research.

Meanwhile, members of the Hong Kong People Volunteer Panel are recruited online. Citizens only need to self-register in HKPORI website to participate in online questionnaires.

All panel data collected will be adjusted using rim-weighting, to minimize the effects of self-selection bias or participation bias. Details are documented in the Weighting Procedure section.

Response Rate

HKPOP adopts a set of contact definition in compliance with most international standards. Historically, the social research community in Hong Kong has developed its own set of contact rates, cooperation rates, response rates, and so on. HKPOP normally reports the "success rate" for online surveys.

The calculation of the success rates in this study refers to the following tables.

Table 2: Calculation of success rate of the HKPOP Panel (by HKPOP definition)

Success rate	
=	$\frac{\text{Successful cases}}{\text{Panel size of the Hong Kong People Representative Panel}} \times 100.0\%$
=	$\frac{6,117}{93,243} \times 100.0\%$
=	6.6%

Weighting Procedure

HKPOP has continuously adopted and enhanced its weighting method over the past few decades. For this survey, HKPOP adopts a "2 by 5 by 2 by 4 by 18 by 3 by 13" weighting procedure involving seven variables, namely, gender, age, educational attainment, economic activity status, district (18 cells), voting record (3 cells) and rating of Chief Executive (13 cells). Basically, the raw data of practically all random telephone surveys conducted by HKPOP are rim-weighted by the figures obtained from the Hong Kong Census and Statistics Department and/or Registration and Electoral Office so that the marginal distribution of the sample in terms of gender, age, educational attainment and economic activity status would match with that of the general population figures from the Hong Kong Census and Statistics Department. The marginal distribution of the sample in terms of district and voting record would match that of the general population figures from the Hong Kong Census and Statistics Department and/or Registration and Electoral Office. The marginal distribution of the sample in terms of "rating of Chief Executive" would match that of the general population in HKPOP's regular tracking surveys. This rim-weighting method (sometimes called raking) is found to be the most practicable method in processing HKPOP's survey data.

Specifically, the gender and age groupings used for weighting are as follows:

- Male 12-29
- Male 30-39
- Male 40-49
- Male 50-59
- Male 60 or above
- Female 12-29
- Female 30-39
- Female 40-49
- Female 50-59
- Female 60 or above

The educational attainments used for weighting are as follows:

- Secondary or below
- Tertiary or above

The economic activity statuses used for weighting are as follows:

- Working population / Others
- Home-makers / Housewives
- Students
- Retired person

The districts used for weighting are as follows:

- Central and Western
- Wan Chai
- Eastern
- Southern
- Yau Tsim Mong
- Sham Shui Po
- Kowloon City
- Wong Tai Sin
- Kwun Tong
- Tsuen Wan
- Tuen Mun
- Yuen Long
- North
- Tai Po
- Sai Kung
- Sha Tin
- Kwai Tsing
- Islands

The voting records used for weighting are as follows:

- Candidates of pro-democracy camp
- Candidates of non-pro-democracy camp
- Did not vote / blank/void vote

The "rating of Chief Executive" groupings used for weighting are as follows:

- 0 mark
- 1-9 mark(s)
- 10-19 marks
- 20-29 marks
- 30-39 marks
- 40-49 marks
- 50 marks
- 51-60 marks
- 61-70 marks
- 71-80 marks
- 81-90 marks
- 91-99 marks
- 100 marks

Quantitative Analysis Results

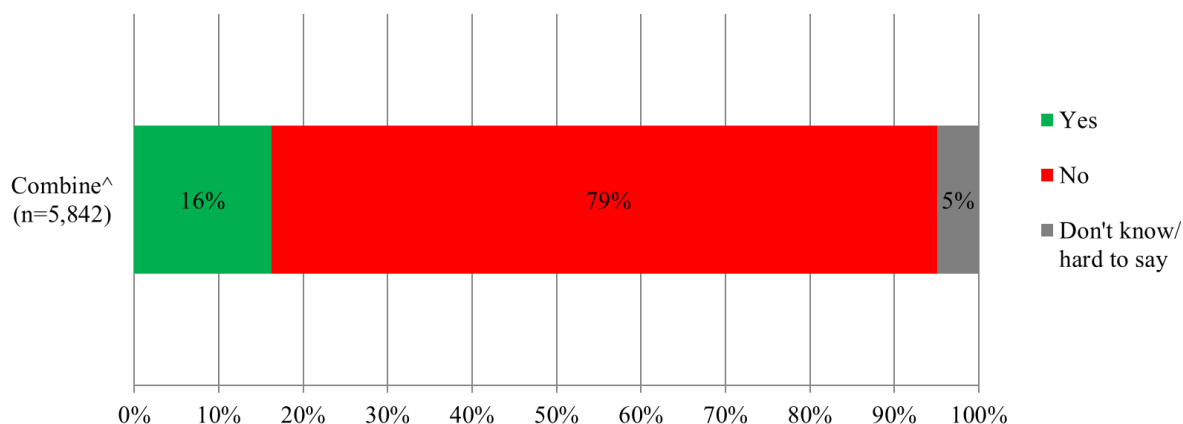
Quantitative analysis results of the “We Hongkongers” Panel Survey, after applying the standard weighting procedures, are as follows, all questions listed hereby are opinion questions:

Table 3: Q1 Survey results; Survey period: 18-23/6/2021

Q1 Have you ever heard of the “Standardised Care Need Assessment Mechanism for Elderly Services”?	Combined^[2] (Base=5,842)
Yes	16%
No	79%
Don’t know / hard to say	5%

[2] The aggregated figures come from adjusting the by-group weighted figures using ratio of “pan-democratic” vs “non-pan-democratic” collected in regular tracking survey.

Chart 1: Q1 Combined chart



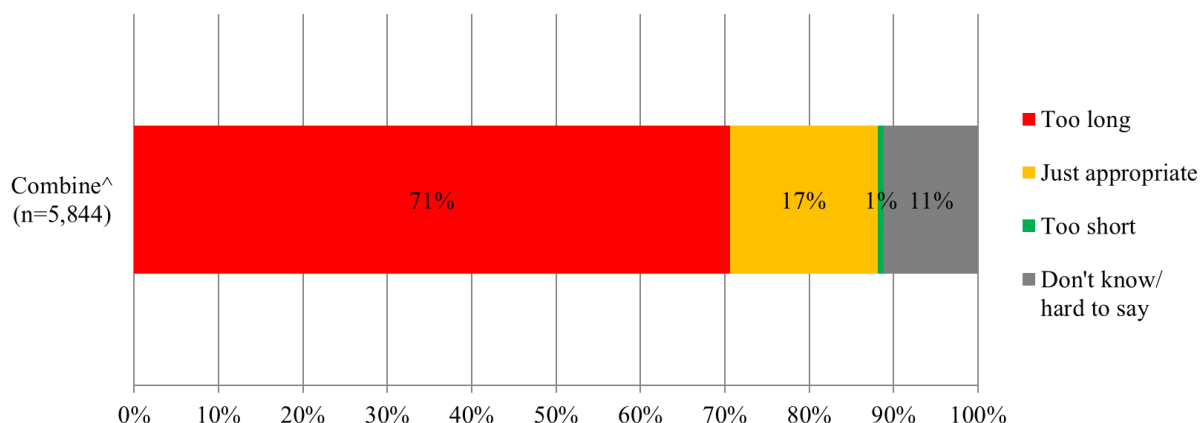
^ The aggregated figures come from adjusting the by-group weighted figures using ratio of “pan-democratic” vs “non-pan-democratic” collected in regular tracking survey.

Table 4: Q2 Survey results; Survey period: 18-23/6/2021

Q2 Currently, a senior citizen needs to wait for an average of 7 to 11 months to receive government-funded community support and care services. Do you think such waiting time is too long, just appropriate, or too short?	Combined^[3] (Base=5,844)
Too long	71%
Just appropriate	17%
Too short	1%
Don't know / hard to say	11%

[3] The aggregated figures come from adjusting the by-group weighted figures using ratio of “pan-democratic” vs “non-pan-democratic” collected in regular tracking survey.

Chart 2: Q2 Combined chart



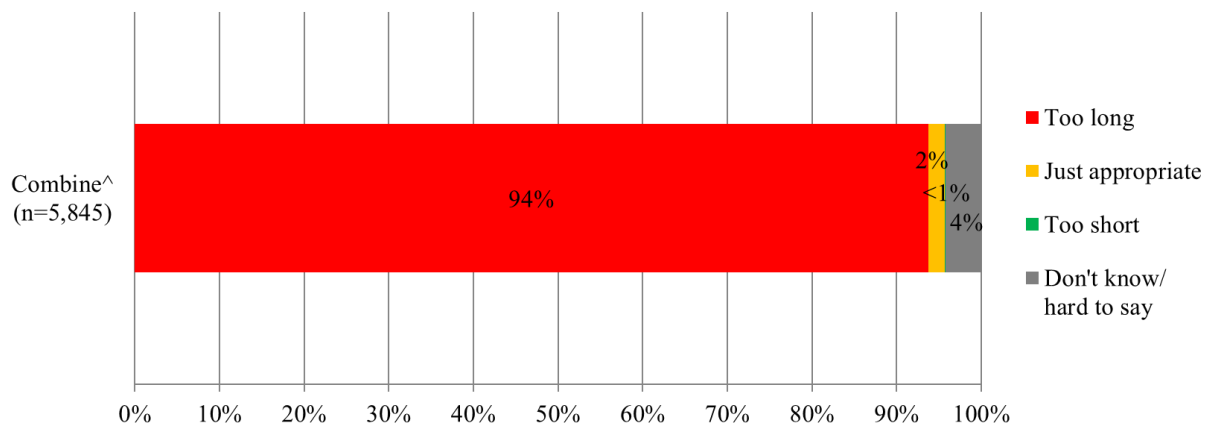
^ The aggregated figures come from adjusting the by-group weighted figures using ratio of “pan-democratic” vs “non-pan-democratic” collected in regular tracking survey.

Table 5: Q3 Survey results; Survey period: 18-23/6/2021

Q3 Currently, a senior citizen generally needs to wait for 42 months to be admitted to a subsidised elderly home. Do you think such waiting time is too long, just appropriate, or too short?	Combined^[4] (Base=5,845)
Too long	94%
Just appropriate	2%
Too short	<1%
Don't know / hard to say	4%

[4] The aggregated figures come from adjusting the by-group weighted figures using ratio of "pan-democratic" vs "non-pan-democratic" collected in regular tracking survey.

Chart 3: Q3 Combined chart



^ The aggregated figures come from adjusting the by-group weighted figures using ratio of "pan-democratic" vs "non-pan-democratic" collected in regular tracking survey.

Appendices

Appendix 1: Demographic profile of respondents

Gender:	Pro-democracy camp supporters				Non-pro-democracy camp supporters #				Total			
	Raw sample		Weighted sample		Raw sample		Weighted sample		Raw sample		Weighted sample	
	Freq	%	Freq	%	Freq	%	Freq	%	Freq	%	Freq	%
Male	2,783	53.7%	982	42.9%	361	54.4%	1,729	54.3%	3,144	53.7%	2,711	49.5%
Female	2,396	46.2%	1,308	57.1%	302	45.5%	1,458	45.7%	2,698	46.1%	2,766	50.5%
Other	7	0.1%	<1	<0.1%	1	0.2%	<1	<0.1%	8	0.1%	<1	<0.1%
Total	5,186	100.0%	2,290	100.0%	664	100.0%	3,187	100.0%	5,850	100.0%	5,476	100.0%
Missing case(s)	0		0		0		0		0		0	

Age:	Pro-democracy camp supporters				Non-pro-democracy camp supporters #				Total			
	Raw sample		Weighted sample		Raw sample		Weighted sample		Raw sample		Weighted sample	
	Freq	%	Freq	%	Freq	%	Freq	%	Freq	%	Freq	%
12 - 29	653	12.6%	635	27.7%	40	6.0%	387	12.1%	693	11.8%	1,022	18.7%
30 - 39	1,190	22.9%	254	11.1%	120	18.1%	460	14.4%	1,310	22.4%	714	13.0%
40 - 49	1,335	25.7%	319	13.9%	152	22.9%	572	17.9%	1,487	25.4%	891	16.3%
50 - 59	1,250	24.1%	531	23.2%	196	29.5%	1,135	35.6%	1,446	24.7%	1,665	30.4%
60 or above	758	14.6%	551	24.1%	156	23.5%	633	19.9%	914	15.6%	1,184	21.6%
Total	5,186	100.0%	2,290	100.0%	664	100.0%	3,187	100.0%	5,850	100.0%	5,476	100.0%
Missing case(s)	0		0		0		0		0		0	

Education attainment:	Pro-democracy camp supporters				Non-pro-democracy camp supporters #				Total			
	Raw sample		Weighted sample		Raw sample		Weighted sample		Raw sample		Weighted sample	
	Freq	%	Freq	%	Freq	%	Freq	%	Freq	%	Freq	%
Primary or below	10	0.2%	11	0.5%	3	0.5%	18	0.6%	13	0.2%	29	0.5%
Secondary	824	15.9%	936	41.0%	159	24.0%	957	30.3%	983	16.8%	1,894	34.7%
Tertiary or above	4,347	83.9%	1,339	58.5%	501	75.6%	2,188	69.2%	4,848	83.0%	3,527	64.7%
Total	5,181	100.0%	2,287	100.0%	663	100.0%	3,163	100.0%	5,844	100.0%	5,450	100.0%
Missing case(s)	5		3		1		23		6		26	

Occupation:	Pro-democracy camp supporters				Non-pro-democracy camp supporters #				Total			
	Raw sample		Weighted sample		Raw sample		Weighted sample		Raw sample		Weighted sample	
	Freq	%	Freq	%	Freq	%	Freq	%	Freq	%	Freq	%
Administrators and professionals	2,035	39.3%	319	14.0%	217	32.7%	790	24.9%	2,252	38.6%	1,109	20.3%
Clerks and service workers	1,341	25.9%	670	29.3%	168	25.3%	665	20.9%	1,509	25.8%	1,335	24.4%
Workers	119	2.3%	144	6.3%	21	3.2%	165	5.2%	140	2.4%	310	5.7%
Students	172	3.3%	196	8.6%	10	1.5%	197	6.2%	182	3.1%	393	7.2%
Home-makers / housewives	255	4.9%	324	14.2%	31	4.7%	209	6.6%	286	4.9%	534	9.8%
Others	1,256	24.3%	632	27.6%	216	32.6%	1,151	36.2%	1,472	25.2%	1,783	32.6%
Total	5,178	100.0%	2,287	100.0%	663	100.0%	3,177	100.0%	5,841	100.0%	5,464	100.0%
Missing case(s)	8		3		1		10		9		13	

District:	Pro-democracy camp supporters				Non-pro-democracy camp supporters #				Total			
	Raw sample		Weighted sample		Raw sample		Weighted sample		Raw sample		Weighted sample	
	Freq	%	Freq	%	Freq	%	Freq	%	Freq	%	Freq	%
Central & Western	208	4.1%	53	2.4%	36	5.4%	84	2.7%	244	4.2%	138	2.5%
Wan Chai	123	2.4%	25	1.1%	19	2.9%	96	3.0%	142	2.5%	121	2.2%
Eastern	527	10.3%	114	5.0%	70	10.6%	346	10.9%	597	10.3%	460	8.5%
Southern	210	4.1%	143	6.3%	27	4.1%	85	2.7%	237	4.1%	228	4.2%
Yau Tsim Mong	222	4.3%	166	7.4%	30	4.5%	102	3.2%	252	4.3%	268	4.9%
Sham Shui Po	259	5.0%	92	4.1%	29	4.4%	169	5.3%	288	5.0%	262	4.8%
Kowloon City	287	5.6%	128	5.7%	46	7.0%	211	6.6%	333	5.7%	339	6.2%
Wong Tai Sin	261	5.1%	94	4.2%	27	4.1%	151	4.8%	288	5.0%	245	4.5%
Kwun Tong	386	7.5%	287	12.7%	51	7.7%	250	7.9%	437	7.5%	537	9.9%
Tsuen Wan	276	5.4%	116	5.2%	37	5.6%	199	6.3%	313	5.4%	315	5.8%
Tuen Mun	295	5.7%	105	4.6%	44	6.7%	258	8.1%	339	5.9%	362	6.7%
Yuen Long	322	6.3%	133	5.9%	41	6.2%	281	8.9%	363	6.3%	414	7.6%
North	158	3.1%	44	2.0%	19	2.9%	130	4.1%	177	3.1%	174	3.2%
Tai Po	211	4.1%	156	6.9%	26	3.9%	39	1.2%	237	4.1%	195	3.6%
Sai Kung	406	7.9%	127	5.6%	47	7.1%	278	8.8%	453	7.8%	405	7.5%
Sha Tin	594	11.6%	263	11.7%	65	9.8%	201	6.3%	659	11.4%	464	8.5%
Kwai Tsing	271	5.3%	160	7.1%	36	5.4%	234	7.4%	307	5.3%	393	7.2%
Islands	117	2.3%	48	2.1%	11	1.7%	62	1.9%	128	2.2%	110	2.0%
Total	5,133	100.0%	2,256	100.0%	661	100.0%	3,174	100.0%	5,794	100.0%	5,430	100.0%
Missing case(s)	53		34		3		12		56		46	

Political inclination:	Pro-democracy camp supporters				Non-pro-democracy camp supporters #				Total			
	Raw sample		Weighted sample		Raw sample		Weighted sample		Raw sample		Weighted sample	
	Freq	%	Freq	%	Freq	%	Freq	%	Freq	%	Freq	%
Pro-democracy camp	3,092	59.6%	1,369	59.8%	0	0.0%	0	0.0%	3,092	52.9%	1,369	25.0%
Pro-establishment camp	0	0.0%	0	0.0%	41	6.2%	377	11.8%	41	0.7%	377	6.9%
Localist	2,094	40.4%	921	40.2%	0	0.0%	0	0.0%	2,094	35.8%	921	16.8%
Centrist	0	0.0%	0	0.0%	217	32.7%	857	26.9%	217	3.7%	857	15.7%
Others	0	0.0%	0	0.0%	0	0.0%	0	0.0%	0	0.0%	0	0.0%
No political inclination / politically neutral / don't belong to any camp	0	0.0%	0	0.0%	406	61.1%	1,952	61.3%	406	6.9%	1,952	35.6%
Don't know / hard to say	0	0.0%	0	0.0%	0	0.0%	0	0.0%	0	0.0%	0	0.0%
Total	5,186	100.0%	2,290	100.0%	664	100.0%	3,187	100.0%	5,850	100.0%	5,476	100.0%
Missing case(s)	0		0		0		0		0		0	

Voted political camp:	Pro-democracy camp supporters				Non-pro-democracy camp supporters #				Total			
	Raw sample		Weighted sample		Raw sample		Weighted sample		Raw sample		Weighted sample	
	Freq	%	Freq	%	Freq	%	Freq	%	Freq	%	Freq	%
Democratic	4,937	95.5%	1,332	58.2%	396	59.7%	325	10.3%	5,333	91.4%	1,657	30.4%
Non-democratic	11	0.2%	53	2.3%	112	16.9%	1,381	43.6%	123	2.1%	1,433	26.3%
Did not vote / blank vote / void vote / don't know / hard to say / refuse to answer	159	3.1%	487	21.3%	117	17.6%	1,074	33.9%	276	4.7%	1,561	28.6%
Not a registered voter	63	1.2%	417	18.2%	38	5.7%	389	12.3%	101	1.7%	806	14.8%
Total	5,170	100.0%	2,289	100.0%	663	100.0%	3,169	100.0%	5,833	100.0%	5,458	100.0%

*(Only for respondents aged 18 or above or refuse to answer age)

Including pro-establishment camp supporters, centrist supporters, no political inclination / politically neutral / do not belong to any camp

Appendix 2: Contact Information

Total valid samples	6,117
Survey period	18-23/6/2021
Success rate	6.6%
Questionnaires sent out	93,243
Questionnaires received	6,865
Ineligible samples	37
Invalid samples	36
Incomplete samples	675
Standard error	0.6%
Sampling error	3.7%

Appendix 3: Quantitative analyses

Q1 Survey results; Survey period: 18-23/6/2021

	Pro-democracy camp supporters	Non-pro-democracy camp supporters #	Total
Q1 Have you ever heard of the "Standardised Care Need Assessment Mechanism for Elderly Services"?	Percentages (Base=2,289)	Percentages (Base=3,187)	Percentages (Base=5,476)
Yes	13.4%	18.2%	16.2%
No	83.0%	75.8%	78.8%
Don't know / hard to say	3.5%	6.0%	5.0%
Total	100.0%	100.0%	100.0%
<i>Refuse to answer</i>	<1	<1	<1
Net value (Yes - No)	-69.6%	-57.6%	-62.6%

Including pro-establishment camp supporters, centrist supporters, no political inclination / politically neutral / do not belong to any camp

Q2 Survey results; Survey period: 18-23/6/2021

Q2 Currently, a senior citizen needs to wait for an average of 7 to 11 months to receive government-funded community support and care services. Do you think such waiting time is too long, just appropriate, or too short?	Pro-democracy camp supporters	Non-pro-democracy camp supporters #	Total
	Percentages (Base=2,290)	Percentages (Base=3,187)	Percentages (Base=5,476)
Too long	76.3%	66.5%	70.6%
Just appropriate	12.7%	20.9%	17.5%
Too short	0.0%	1.3%	0.8%
Don't know / hard to say	11.0%	11.3%	11.2%
Total	100.0%	100.0%	100.0%
<i>Refuse to answer</i>	<1	0	<1
Net value (Too long - Too short)	+76.2%	+65.2%	+69.8%

Including pro-establishment camp supporters, centrist supporters, no political inclination / politically neutral / do not belong to any camp

Q3 Survey results; Survey period: 18-23/6/2021

Q3 Currently, a senior citizen generally needs to wait for 42 months to be admitted to a subsidised elderly home.	Pro-democracy camp supporters	Non-pro-democracy camp supporters #	Total
Do you think such waiting time is too long, just appropriate, or too short?	Percentages (Base=2,290)	Percentages (Base=3,187)	Percentages (Base=5,476)
Too long	95.9%	92.1%	93.7%
Just appropriate	2.3%	1.7%	2.0%
Too short	0.0%	0.1%	0.1%
Don't know / hard to say	1.7%	6.1%	4.3%
Total	100.0%	100.0%	100.0%
<i>Refuse to answer</i>	<1	<1	<1
Net value (Too long - Too short)	+95.9%	+92.0%	+93.6%

Including pro-establishment camp supporters, centrist supporters, no political inclination / politically neutral / do not belong to any camp

Appendix 4: Survey questionnaire (18-23/6/2021)

We Hongkongers & Community Health Survey

Hong Kong Public Opinion Research Institute is politically neutral. We welcome different opinions. All personal data will be kept strictly confidential. You can fill in the questionnaire again to express your latest views. When we need to work on the data, your last submission will be used. For enquiries, please email us at panel@pori.hk.

Last updated: xxxx-xx-xx

Tentative next update: xxxx-xx-xx

***Required**

Eligibility Confirmation

Are you a Hong Kong resident aged 12 or above? *

- Yes
- No

(New member) Please first register as a HKPOP Panel member at

<https://www.pori.hk/panel.html?lang=en> *

- Already registered as a member earlier (Please go to the survey platform by clicking on the designated hyperlink sent to you by email)
- Have just registered as a member
- Not yet registered as a member, and will register after completing the survey (Please note: Your response will be removed if you have not yet successfully registered as a member at the time of data analysis)

(New member) Email used / will be used in registration: *

We Hongkongers Series

Have you ever heard of the "Standardised Care Need Assessment Mechanism for Elderly Services"?

- Yes
- No

- Don't know / hard to say

Currently, a senior citizen needs to wait for an average of 7 to 11 months to receive government-funded community support and care services. Do you think such waiting time is too long, just appropriate, or too short?

- Too long
 Just appropriate
 Too short
 Don't know / hard to say

Currently, a senior citizen generally needs to wait for 42 months to be admitted to a subsidised elderly home. Do you think such waiting time is too long, just appropriate, or too short?

- Too long
 Just appropriate
 Too short
 Don't know / hard to say

Community Health

How likely do you think it is that you will contract novel coronavirus pneumonia over the next one month?

(Please select the closest answer)

- 0% chance (Certainly not)
 0.001% chance (1 in 100,000)
 0.01% chance (1 in 10,000)
 0.1% chance (1 in 1,000)
 1% chance (1 in 100)
 5% chance (1 in 20)
 10% chance (1 in 10)
 15% chance
 20% chance
 25% chance
 30% chance
 35% chance
 40% chance
 45% chance
 50% chance
 60% chance
 70% chance
 80% chance

- 90% chance
- 100% chance (Certainly will)
- Don't know / hard to say
- Other: _____

Do you think the regulation prohibiting gatherings of more than a specific number of people in public places should be completely lifted unconditionally in Hong Kong?

- Yes, the ban should be lifted unconditionally → [Skip questions related to this regulation](#)
- No, it should depend on the epidemic situation
- Don't know / hard to say

For reference, there are no newly confirmed cases on June 17, 2021

How many newly confirmed cases each day should there be before it would be appropriate to prohibit gatherings of more than 2 people?

[The pandemic should be at its worst]

How many newly confirmed cases each day should there be before it would be appropriate to prohibit gatherings of more than 4 people?

How many newly confirmed cases each day should there be before it would be appropriate to prohibit gatherings of more than 8 people?

How many newly confirmed cases each day should there be before it would be appropriate to prohibit gatherings of more than 16 people?

If necessary, please list combinations of [number of cases & number of people allowed in gatherings] that you think is appropriate in the field below:

After how many days of zero infection do you think the group gathering ban should be lifted altogether?

_____ day(s)

How satisfied or dissatisfied are you with the government’s performance in handling novel coronavirus pneumonia?

- Very much satisfied
- Somewhat satisfied
- Half-half
- Somewhat dissatisfied
- Very much dissatisfied
- Don’t know / hard to say

Other Opinions

Please rate on a scale of 0 to 100 your extent of support to the Chief Executive Carrie Lam, with 0 indicating absolutely not supportive, 100 indicating absolutely supportive and 50 indicating half-half. How would you rate the Chief Executive Carrie Lam?

- _____
- Don’t know / hard to say

Generally speaking, how satisfied or dissatisfied are you with the current in Hong Kong?

(Randomise the three conditions)

	Very much satisfied	Somewhat satisfied	Half-half	Somewhat dissatisfied	Very much dissatisfied	Don’t know / hard to say
Political condition						
Economic condition						
Livelihood condition						

Other Opinions

Do you have any survey question to suggest for our surveys?

(If you do not have any suggestion, please leave this space blank.)

Do you have any message you want us to forward to your District Councillor or other locally known persons you name here? (Please provide their identities and your contacts)

(The request you make here is not part of our study. We simply want to assist people who want to send a message to current or former District Councillor, new or senior community leaders, persons in charge of community organisations, and so on. If you do not have any suggestion, please leave this space blank.)

Personal Information

(Registered member) This section is about personal information. If you have already provided relevant information in this survey series and have nothing to add or update, you may skip these questions. We will use the past data you provided in this survey series for analysis.

- I have already provided my personal information, and has nothing to add or update (skip questions on personal information)
- Provide / update personal information now

Gender

- Male
- Female
- Other

Age

- _____ years old
- 12 - 14
- 15 - 17
- 18 - 19
- 20 - 24
- 25 - 29
- 30 - 34
- 35 - 39
- 40 - 44
- 45 - 49
- 50 - 54
- 55 - 59
- 60 - 64
- 65 - 69
- 70 or above

Educational attainment

(The highest level attended, regardless of whether you have completed the course, including what you are attending)

- Primary or below
- Lower secondary (Secondary 1 to 3)
- Upper secondary (Secondary 4 to 7 / DSE / Yi Jin)
- Tertiary: non-degree course (including diploma / certificate / sub-degree course)
- Tertiary: bachelor degree course
- Tertiary: postgraduate school or above

Occupation

(Owner / self-employed / freelance / part time / civil servant are not valid answers, please answer according to the job nature or content)

- Administrator and professional
- Clerical and service worker
- Production worker
- Student
- Home-maker / housewife
- Retired person
- Unemployed / between jobs / other non-employed
- Other: _____

Which of the following best describes your political inclination?

(Randomise the four camps)

- Localist
- Pro-democracy camp
- Centrist
- Pro-establishment camp
- Other: _____
- No political inclination / politically neutral / do not belong to any camp
- Don't know / hard to say

Area of residence

- Central & Western District
- Wan Chai
- Eastern District
- Southern District
- Yau Tsim Mong
- Sham Shui Po
- Kowloon City
- Wong Tai Sin
- Kwun Tong
- Tsuen Wan
- Tuen Mun
- Yuen Long
- North District
- Tai Po
- Sai Kung
- Sha Tin
- Kwai Tsing

- Islands

Which candidate did you vote for in the 2019 District Council Election?

- Candidate of pro-democracy camp, including localist
- Candidate of non-pro-democracy camp, including pro-establishment camp and centrist
- Don't know / hard to say
- Blank / void vote
- Did not vote (was a registered voter of the election)
- Did not vote (was not a registered voter of the election)

End of Questionnaire

Thank you for completing the survey. For enquiries, please email us at panel@pori.hk.