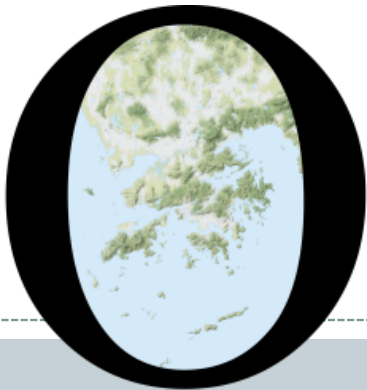


# POP



---

HONG KONG PUBLIC OPINION PROGRAM

HONG KONG PUBLIC OPINION RESEARCH INSTITUTE

香港民意研究所 之 香港民意研究計劃

---

**Community Democracy Project -**

**Community Health Module**

**Press Release**

**April 15, 2020**

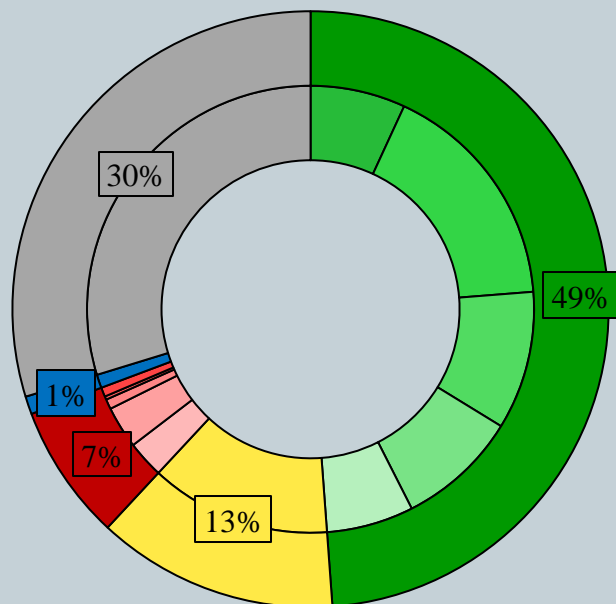
# Contact Information - Community Health Module

2

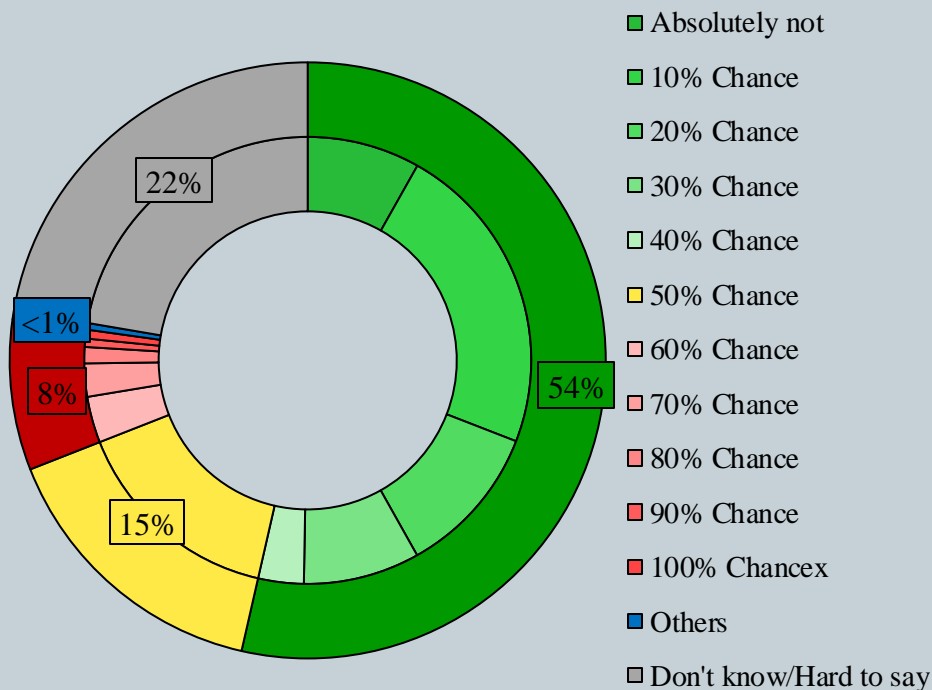
|                   | HKPOP Panel  |  |
|-------------------|--|--|
| Date of survey    | March 26, 3pm – April 14, 3pm  |  |
| Survey method     | Online survey  |  |
| Target population | Hong Kong residents aged 12+   |  |
|                   | Representative Panel   | Volunteer Panel  |
| Total sample size | 1,244  | 12,702   |
| Response rate     | 15.8%  | 19.2%  |
| Sampling error    | Sampling error of percentages at +/-3% at 95% confidence level   | Sampling error of percentages at +/-1% at 95% confidence level |
| Weighting method  | The figures are rim-weighted according to 1) gender-age distribution of Hong Kong population and by District Councils population figures from Census and Statistics Department; 2) Voting results of District Councils Election from Registration and Electoral Office; 3) rating distribution of Chief Executive from regular tracking surveys. |  |

# Survey Result - Community Health Module

- Latest Date of survey: 26/3-14/4/2020
- Question: How likely do you think you will be infected with the Novel Coronavirus (COVID-19) in the next month, also known as “Wuhan pneumonia”?



Representative Panel



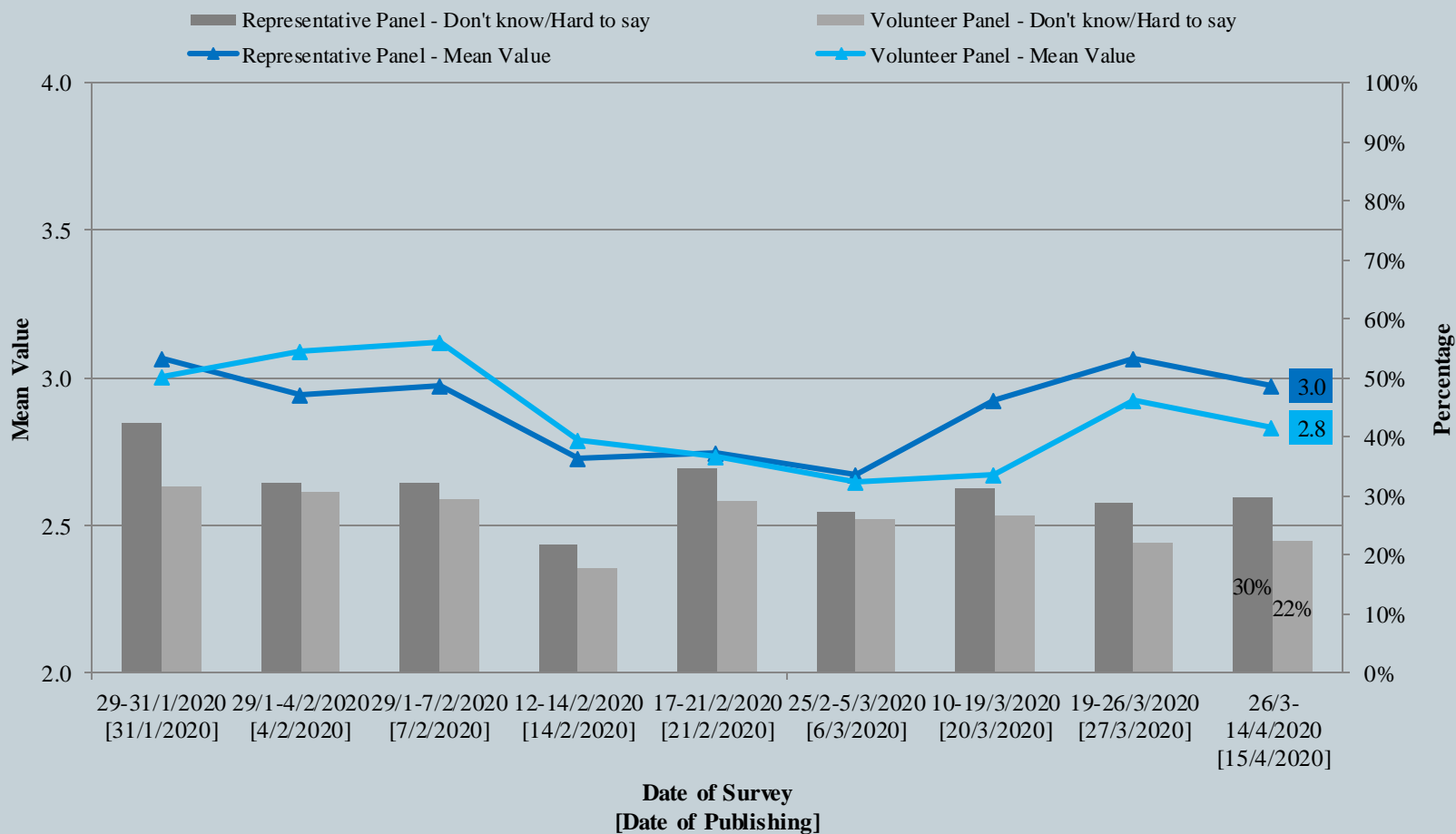
Volunteer Panel

\* The answer options are 0-10 scale and “others/don't know/hard to say”.

# Survey Result - Community Health Module

4

## 市民對預計感染新型冠狀病毒肺炎的機會率評估 Assessment of the public's expected chance of COVID-19 infection



\* The answer options are 0-10 scale and "others/don't know/hard to say".

# Survey Result - Community Health Module

5

- **Latest Date of survey: 7-14/4/2020<sup>^</sup>**

| Opinion Questions*  |         | Hong Kong People Representative Panel (N=889) |                |                |            | Hong Kong People Volunteer Panel (N=9,159) |                |                |            |
|---|---------|---|----------------|----------------|------------|--|----------------|----------------|------------|
|   |         | Answer Options                                | Answer Options | Answer Options | Mean Value | Answer Options                             | Answer Options | Answer Options | Mean Value |
| Q2 To reduce social contact and cross infection, the government has made regulations prohibiting gatherings of more than four people in public places. How much do you support or oppose this restriction?  | Options | Support                                       | Half-half      | Oppose         | Mean       | Support                                    | Half-half      | Oppose         | Mean       |
|   | Latest  | <b>55%</b>                                    | 23%            | 21%            | 3.6        | <b>53%</b>                                 | 23%            | 23%            | 3.5        |
| Q3 There is a view in the society that the police and other law enforcement agencies have political considerations when enforcing laws and regulations related to the pandemic, and have deviated from the principle of fairness. How much do you agree or disagree with this view? | Options | Agree   | Half-half      | Disagree       | Mean       | Agree                                      | Half-half      | Disagree       | Mean       |
|   | Latest  | <b>55%</b>                                    | 10%            | 34%            | 3.4        | <b>61%</b>                                 | 4%             | 31%            | 3.5        |

<sup>^</sup> Survey period: 7-14/4/2020

\* Answer options included Q2 : very much support, som ewhat support, half-half, som ewhat oppose, very much oppose and don't know / hard to say Q3 : very much a gree, som ewhat a agree, half-half, som ewhat disagree, very much disagree and don't know / hard to say

# Survey Result - Community Health Module

6

- **Latest Date of survey: 7-14/4/2020<sup>^</sup>**

| Opinion Questions*  |         | Hong Kong People Representative Panel (N=889)       |                                    |  |            | Hong Kong People Volunteer Panel (N=9,159)          |                                    |  |            |
|---|---------|---|------------------------------------|--|------------|---|------------------------------------|--|------------|
|   |         | Answer Options                                      | Answer Options                     | Answer Options                                 | Mean Value | Answer Options                                      | Answer Options                     | Answer Options                                 | Mean Value |
| Q4 There is a view in the society that if the number of confirmed cases each day falls to a single digit, we can go back to work as normal. How much do you agree or disagree with this view? | Options | Agree   | Half-half                          | Disagree                                       | Mean       | Agree   | Half-half                          | Disagree                                       | Mean       |
|   | Latest  | <b>35%</b>  | 34%                                | 28%  | 3.0        | 28%   | <b>39%</b>                         | 30%  | 2.9        |
| Q5 What do you think should the pandemic become before it is appropriate for us to go back to work as normal?   | Options | No more newly confirmed case in 14 consecutive days | No more newly confirmed local case | No more newly confirmed local or imported case | Others     | No more newly confirmed case in 14 consecutive days | No more newly confirmed local case | No more newly confirmed local or imported case | Others     |
|   | Latest  | <b>43%</b>  | 17%                                | 11%  | 26%        | <b>46%</b>  | 15%                                | 10%  | 27%        |

\* Answer options include: Q4: very much agree, somewhat agree, half-half, somewhat disagree, very much disagree and don't know/hard to say Q5: number of recovered cases exceeds confirmed cases each day, number of confirmed cases each day falls to a single digit, no more newly confirmed local case, no more newly confirmed local or imported case, no more newly confirmed case in 14 consecutive days, others and don't know/hard to say

# Survey Result - Community Health Module

7

- **Latest Date of survey: 31/3-7/4/2020<sup>^</sup>**
- **Last Date of survey: 10-17/3/2020** (*Representative Panel N=436 Volunteer Panel N=5,247*)

| Q6 Did you or your company engage in any of the following workplace practices? | 10-17/3/2020                                  |  | 31/3-7/4/2020                                 |  |
|--|---|--|---|--|
|  | Hong Kong People Representative Panel (N=436) | Hong Kong People Volunteer Panel (N=5,247) | Hong Kong People Representative Panel (N=172) | Hong Kong People Volunteer Panel (N=2,079) |
| Work remotely/ Work from home  | 75%   | 77%  | 75%   | 83%  |
| Flexible working hours at workplace  | 26%   | 27%  | 46%   | 28%  |
| On leave (no pay)  | 11%   | 9%   | 35%   | 16%  |
| Staggered shifts   | 23%   | 20%  | 27%   | 35%  |
| On leave (paid)  | 4%  | 6%   | 13%   | 18%  |
| Quarantine or isolation  | /   | /  | 4%  | 11%  |

<sup>^</sup> Survey period: 31/3-7/4/2020

- Multiple answers allowed, answer options included: work remotely/ Work from home, staggered shifts, flexible working hours at workplace, on leave (paid), on leave (no pay), quarantine or isolation and others
- # The subsample only includes 1. Being full-time or part-time workers before and after the Lunar New Year and also 2. Fewer working hours in the past 7 days than that before the Lunar New Year.

# Survey Result - Community Health Module

8

- **Latest Date of survey: 31/3-7/4/2020<sup>^</sup>**
- **Last Date of survey: 10-17/3/2020 (Representative Panel N=270 Volunteer Panel N=1,940)**

| Opinion Questions*#  |        | Hong Kong People Representative Panel (N=209) |           |            |      | Hong Kong People Volunteer Panel (N=1,586) |           |            |      |
|--|--------|---|-----------|------------|------|--|-----------|------------|------|
|  |        | Agree   | Half-half | Disagree   | Mean | Agree                                      | Half-half | Disagree   | Mean |
| Q7 How much do you agree or disagree with the following statement: My child has made sufficient academic progress via online learning? | Last   | 5%  | 23%       | <b>60%</b> | 2.1  | 13%  | 26%       | <b>51%</b> | 2.3  |
|  | Latest | 5%  | 20%       | <b>74%</b> | 2.0  | 19%  | 24%       | <b>53%</b> | 2.5  |
| Q8 School closure is needed as a control measure for novel coronavirus pneumonia in Hong Kong  | Last   | <b>91%</b>                                    | 6%        | 3%         | 4.4  | <b>92%</b>                                 | 6%        | 2%         | 4.4  |
|  | Latest | <b>94%</b>                                    | 2%        | 4%         | 4.5  | <b>93%</b>                                 | <1%       | 7%         | 4.5  |

<sup>^</sup> Survey period: 31/3-7/4/2020

\* Answer options included: strongly agree, agree, half-half / neutral, disagree, strongly disagree and don't know / hard to say

# The subsample only includes parents with children aged 3-18 who are currently attending kindergarten, primary or secondary school.



# Survey Result - Community Health Module

9

- **Latest Date of survey: 26/3-14/4/2020**
- **Last Date of survey: 19-26/3/2020** (*Representative Panel N=1,087 Volunteer Panel N=11,014*)

| Opinion Questions*  |        | Hong Kong People Representative Panel (N=1,244) |           |              |      | Hong Kong People Volunteer Panel (N=12,702) |           |              |      |
|---|--------|---|-----------|--------------|------|---|-----------|--------------|------|
|   |        | Satisfied                                       | Half-half | Dissatisfied | Mean | Satisfied                                   | Half-half | Dissatisfied | Mean |
| Q9 How satisfied or dissatisfied are you with the government's performance in handling novel coronavirus pneumonia? | Last   | 23%   | 15%       | <b>60%</b>   | 2.2  | 19%   | 11%       | <b>69%</b>   | 2.0  |
|   | Latest | 26%   | 18%       | <b>55%</b>   | 2.3  | 23%   | 11%       | <b>65%</b>   | 2.1  |

\* Answer options included: very much satisfied, somewhat satisfied, half-half, somewhat dissatisfied, very much dissatisfied and don't know / hard to say

# Survey Result - Community Health Module

## 市民評價香港政府應付俗稱武漢肺炎的表現

### Appraisal of HK Government's performance in handling novel coronavirus pneumonia

