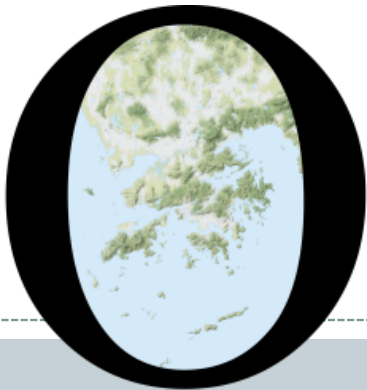


# POP



---

HONG KONG PUBLIC OPINION PROGRAM

HONG KONG PUBLIC OPINION RESEARCH INSTITUTE

香港民意研究所 之 香港民意研究計劃

---

**Community Democracy Project -**

**Community Health Module**

**Press Release**

**May 13, 2020**

# Contact Information - Community Health Module

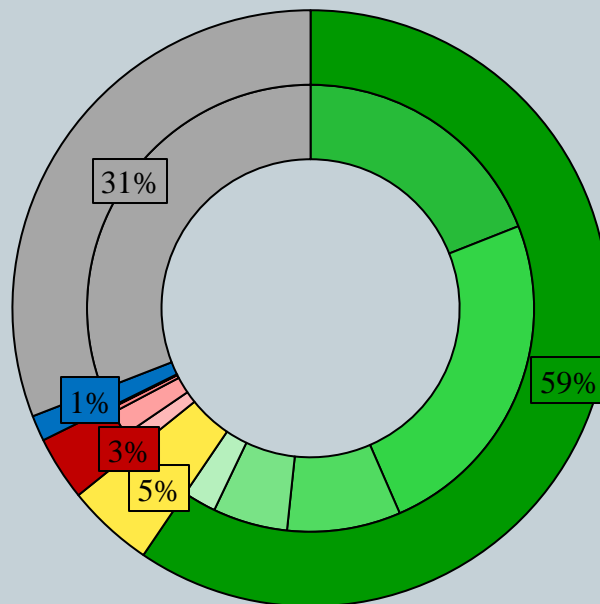
2

	<b>HKPOP Panel</b>	
Date of survey	May 7, 3pm – May 12, 3pm	
Survey method	Online survey	
Target population	Hong Kong residents aged 12+	
	Representative Panel	Volunteer Panel
Total sample size	739	7,423
Response rate	9.4%	11.2%
Sampling error	Sampling error of percentages at +/-4% at 95% confidence level	Sampling error of percentages at +/-1% at 95% confidence level
Weighting method	The figures are rim-weighted according to 1) gender-age distribution of Hong Kong population and by District Councils population figures from Census and Statistics Department; 2) Voting results of District Councils Election from Registration and Electoral Office; 3) rating distribution of Chief Executive from regular tracking surveys.	

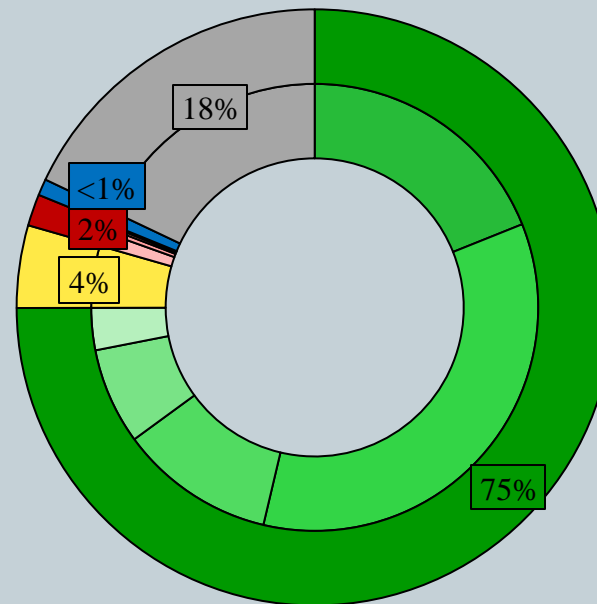
# Survey Result - Community Health Module

3


- Latest Date of survey: 7-12/5/2020
- Question: How likely do you think you will be infected with the Novel Coronavirus (COVID-19) in the next month, also known as “Wuhan pneumonia”?



Representative Panel



Volunteer Panel



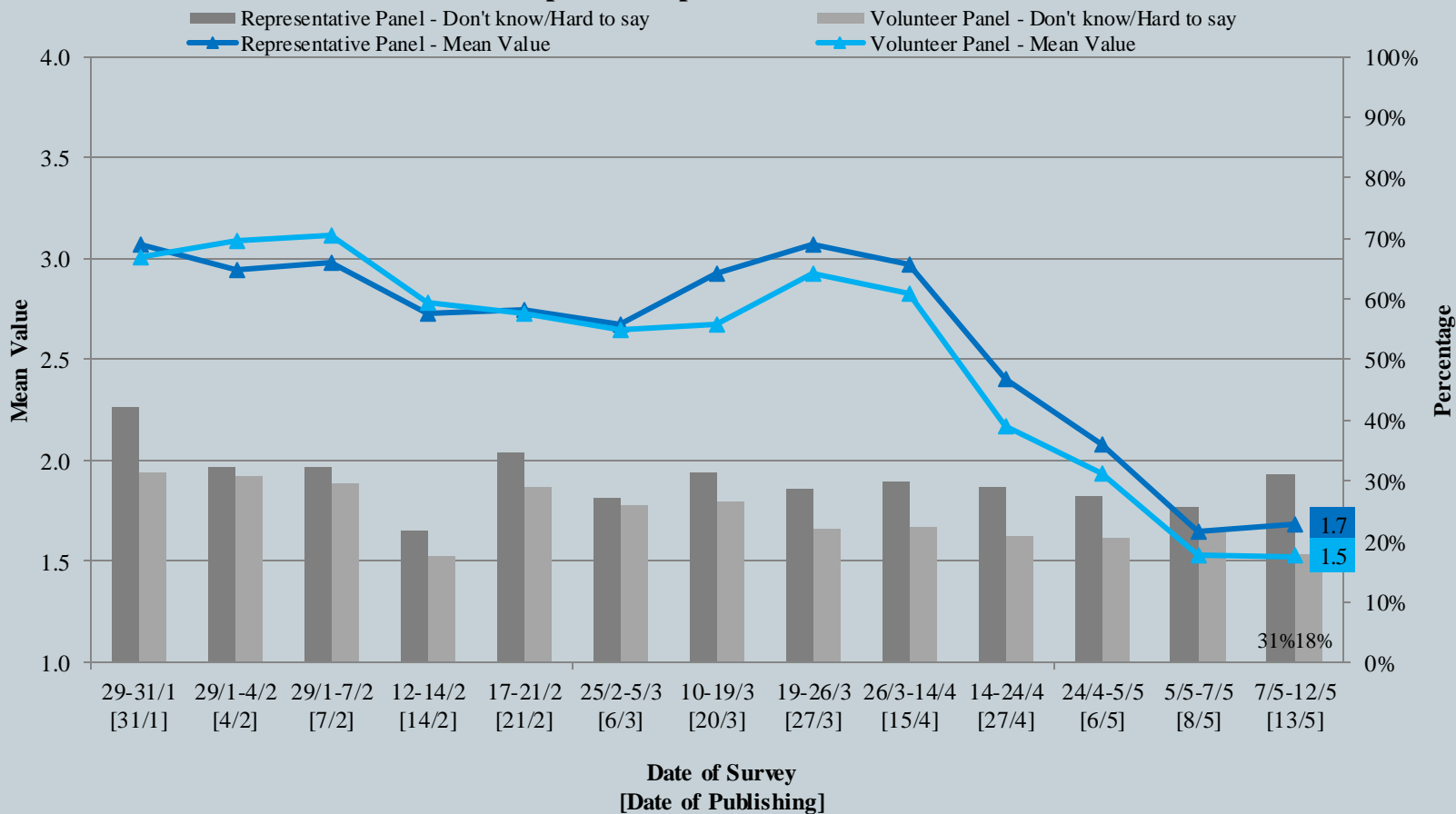
^ The answer options are 0-10 scale and “others/don't know/hard to say”.

# Survey Result - Community Health Module

4

## 市民對預計感染 新型冠狀病毒肺炎 的機會率評估

### Assessment of the public's expected chance of COVID-19 infection



\* The answer options are 0-10 scale and "others/don't know/hard to say"

\* Significant Change

# Survey Result - Community Health Module

5

- Latest Date of survey: 7-12/5/2020
- Last Date of survey: 5-7/5/2020 (*Representative Panel N=758 Volunteer Panel N=7,334*)

Opinion Question*		Hong Kong People Representative Panel (N=739)				Hong Kong People Volunteer Panel (N=7,420)			
		Satisfied	Half-half	Dissatisfied	Mean†	Satisfied	Half-half	Dissatisfied	Mean†
Q2 How satisfied or dissatisfied are you with the government's performance in handling novel coronavirus pneumonia?	Latest	38%	8%	<b>54%</b>	2.5	30%	11%	<b>60%</b>	2.4
	Last	41%	9%	<b>50%</b>	2.6	32% ▲*	9% ▼*	<b>59%</b>	2.4

\* Answer options included: very much satisfied, somewhat satisfied, half-half, somewhat dissatisfied, very much dissatisfied and don't know / hard to say

† The mean value is calculated by quantifying all individual responses into 1, 2, 3, 4, 5 marks according to their degree of positive level, where 1 is the lowest and 5 the highest, and then calculate the sample mean.

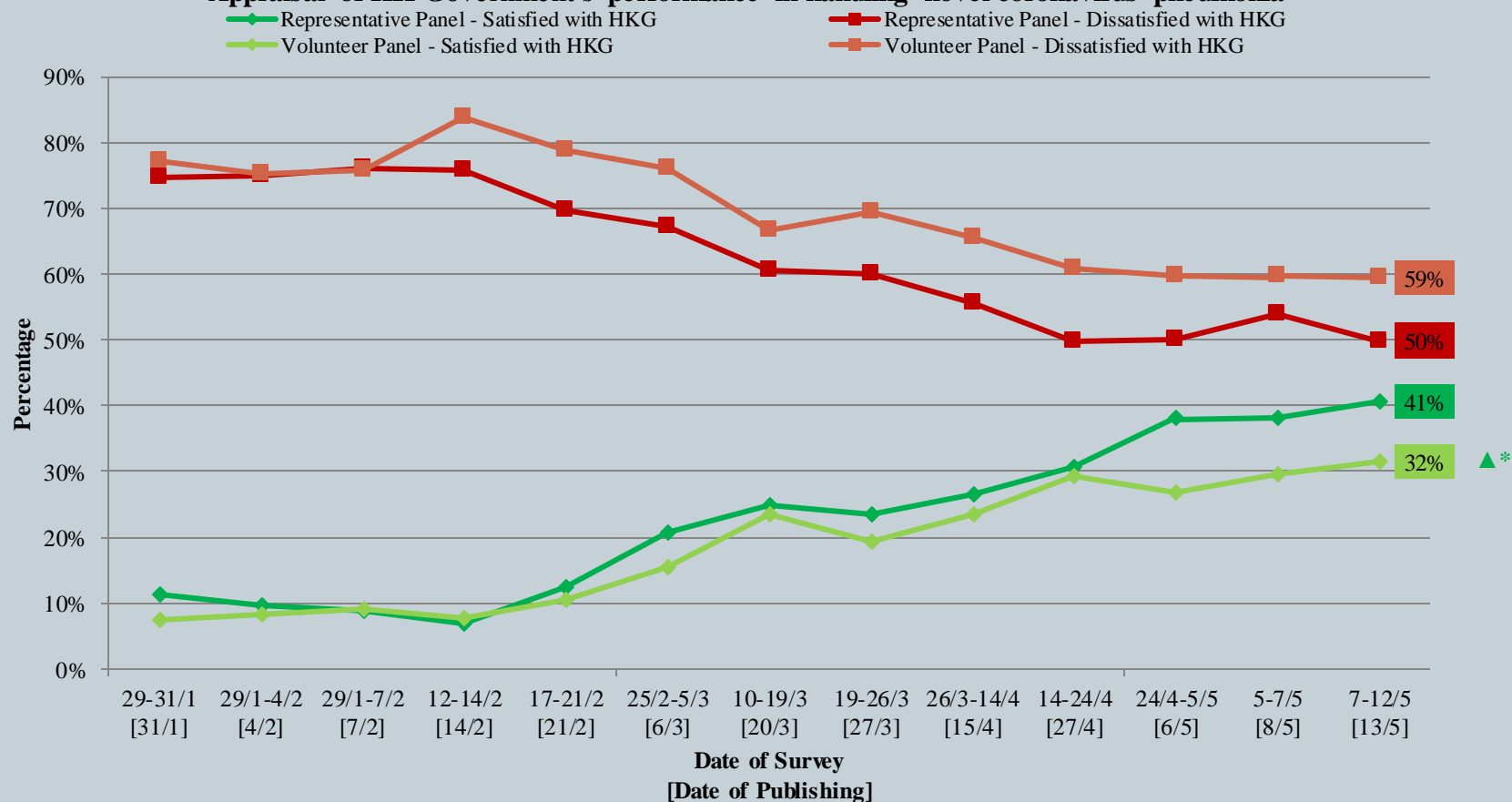
\* Significant Change

# Survey Result - Community Health Module

6

## 市民評價香港政府應付新冠肺炎的表現

### Appraisal of HK Government's performance in handling novel coronavirus pneumonia



\* Significant Change

# Survey Result - Community Health Module

7

- **Latest Date of survey: 7-12/5/2020**

Opinion Question*		Hong Kong People Representative Panel (N=733-736)				Hong Kong People Volunteer Panel (N=7,371-7,375)			
		Support	Half-half	Oppose	Mean	Support	Half-half	Oppose	Mean
Q3 The government recently announced that certain business travelers entering Hong Kong are exempted from compulsory quarantine, meaning that they do not need to be isolated for 14 days, but will be subject to medical surveillance under the Department of Health during their stay in Hong Kong. They will be required to wear masks and check temperature daily for reporting to the Department, but no viral test is required. How much do you support or oppose these measures?	Latest	22%	30%	<b>48%</b>	2.5	19%	23%	<b>57%</b>	2.3
Q4 There is a view that those business travellers who are exempted from quarantine must take COVID-19 viral tests regularly during their stay in Hong Kong. How much do you support or oppose this view?	Last	<b>58%</b>	18%	22%	3.6	<b>68%</b>	13%	18%	3.8

# Survey Result - Community Health Module

8

- **Latest Date of survey: 7-12/5/2020**

Q5 How many days apart do you think these specific business travellers should take the COVID-19 viral tests?^	Hong Kong People Representative Panel (N=409)	Hong Kong People Volunteer Panel (N=4,147)
1 Day	14%	13%
2 Days	10%	8%
3 Days	<b>22%</b>	12%
4 Days	1%	2%
5 Days	3%	4%
6 Days	0%	<1%
7 Days	20%	<b>29%</b>
8 Days	0%	<1%
9 Days	0%	0%
10 Days	3%	1%
11 Days	0%	0%
12 Days	<1%	<1%
13 Days	<1%	<1%
14 Days	20%	14%
Don't know/Hard to say	6%	18%
<b>Average</b>	<b>6.1 Days</b>	<b>6.0 Days</b>

^ Only ask those who support the specific business travellers must take COVID-19 viral tests regularly during their stay in Hong Kong



# Survey Result - PENRI

9

Date of Publishing	27/4	28/4	29/4	30/4	1/5	2/5	3/5	4/5	5/5	6/5	7/5	8/5	9/5	10/5	11/5	12/5	13/5
<b>Imported cases (Ytd)</b>	<b>0</b>	<b>0</b>	<b>0</b>	<b>0</b>	<b>0</b>	<b>2</b>	<b>0</b>	<b>0</b>	<b>1</b>	<b>0</b>	<b>0</b>	<b>4</b>	<b>0</b>	<b>0</b>	<b>3</b>	<b>0</b>	<b>0</b>
<b>Local Infected cases (Ytd)</b>	<b>0</b>	<b>0</b>	<b>0</b>	<b>0</b>	<b>0</b>	<b>0</b>	<b>0</b>	<b>0</b>	<b>0</b>	<b>0</b>	<b>0</b>	<b>0</b>	<b>0</b>	<b>0</b>	<b>0</b>	<b>0</b>	<b>0</b>
Post-Epidemic Work Resumption (PEWRI)	33.5	32.6	50.6	53.0	53.4	42.9	52.7	53.7	43.7	53.8	60.5	48.5	61.6	60.6	49.0	57.6	57.1
Post-Epidemic School Resumption Index (PESRI)	21.1	20.1	44.3	46.5	46.7	31.2	46.6	46.6	31.1	46.3	-	-	-	-	-	-	-
Post-epidemic Gathering Resumption Index (PEGRI)	40.2	37.4	58.6	62.0	62.4	47.0	63.0	62.9	45.4	62.5	71.5	54.5	72.6	72.5	57.1	71.4	71.2
Post-Epidemic Public-Facilities Re-open Index (PEPRI)	30.1	29.3	57.3	59.8	60.8	45.1	60.7	61.2	45.0	60.8	-	-	-	-	-	-	-
Post-Epidemic Business Resumption PEBRI (beauty)	-	-	58.5	58.6	59.7	37.8	61.3	61.6	39.2	61.3	-	-	-	-	-	-	-
Post-Epidemic Business Resumption PEBRI (bar & club)	-	-	56.0	55.7	57.0	33.5	57.0	57.6	34.3	57.2	-	-	-	-	-	-	-
Post-Epidemic Business Resumption PEBRI (catering)	-	-	66.4	65.1	67.1	48.4	64.8	64.9	50.5	65.8	-	-	-	-	-	-	-
Post-Epidemic Business Resumption PEBRI (film)	-	-	64.1	62.9	65.0	40.6	62.7	63.3	41.8	62.7	-	-	-	-	-	-	-

# Survey Result - PENRI

10

