

POP



HONG KONG PUBLIC OPINION PROGRAM

HONG KONG PUBLIC OPINION RESEARCH INSTITUTE

香港民意研究所 之 香港民意研究計劃

Community Democracy Project -

Community Health Module

Press Release

June 19, 2020

Contact Information

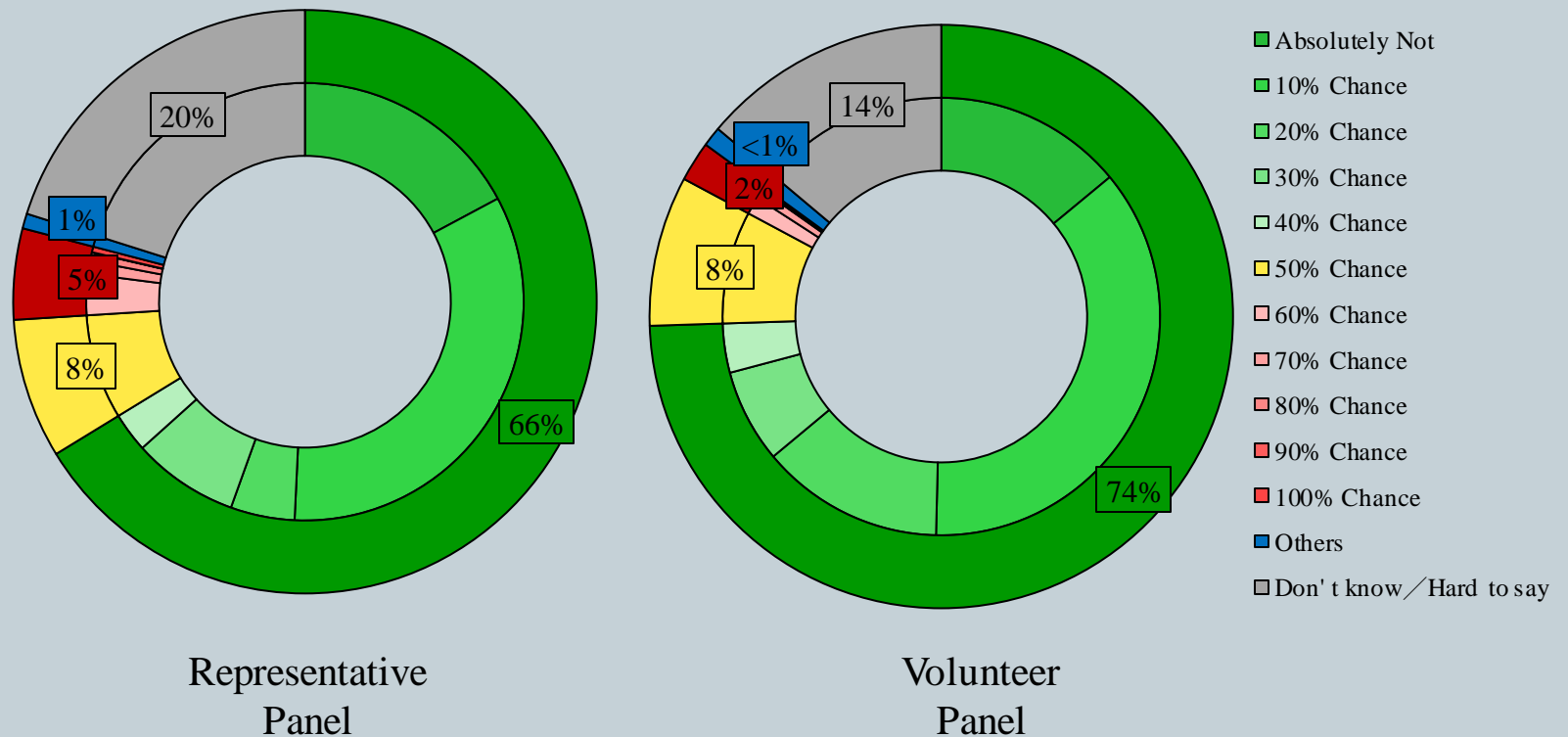
2

	HKPOP Panel	
Date of survey	June 11, 3pm – June 18, 3pm	
Survey method	Online survey	
Target population	Hong Kong residents aged 12+	
	Representative Panel	Volunteer Panel
Total sample size	663	6,305
Response rate	8.4%	9.4%
Sampling error	Sampling error of percentages at +/-4% at 95% confidence level	Sampling error of percentages at +/-1% at 95% confidence level
Weighting method	The figures are rim-weighted according to 1) gender-age distribution of Hong Kong population and by District Councils population figures from Census and Statistics Department; 2) Voting results of District Councils Election from Registration and Electoral Office; 3) rating distribution of Chief Executive from regular tracking surveys.	

Survey Result - Community Health Module

3

- Latest Date of survey: 11-18/6/2020
- Question: How likely do you think you will be infected with the Novel Coronavirus (COVID-19) in the next month, also known as “Wuhan pneumonia”?

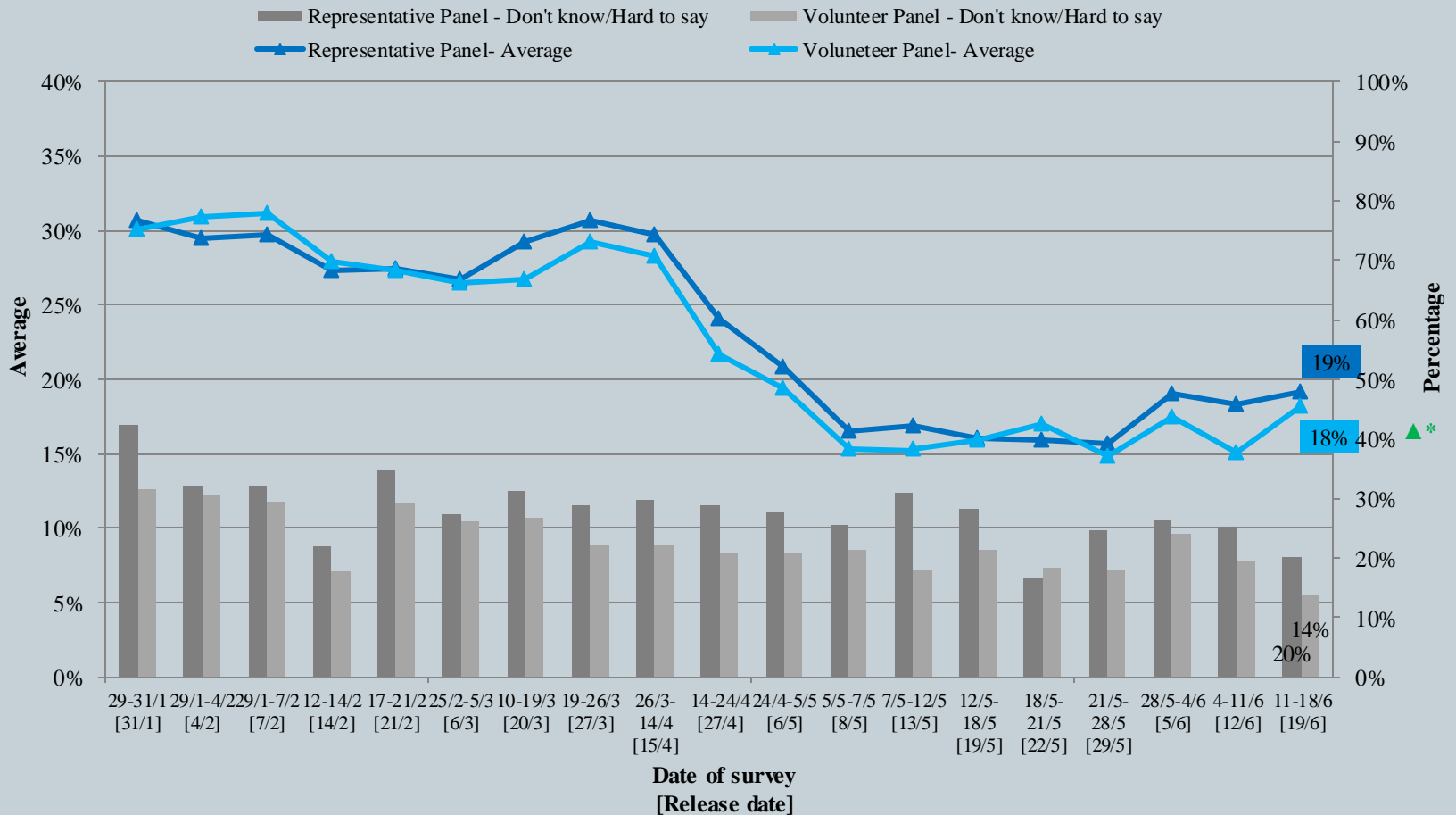


^ The answer options are 0-10 scale and “others/don't know/hard to say”.

Survey Result - Community Health Module

4

Assessment of the public's expected chance of COVID-19 infection



^ The answer options are 0-10 scale and "others/don't know/hard to say".

* Significant change

Survey Result - Community Health Module

5

- **Latest Date of survey: 11-18/6/2020**
- **Last Date of survey: 4-11/6/2020** (*Representative Panel N=852 Volunteer Panel N=8,323*)

Opinion Question [^]		Hong Kong People Representative Panel (N=662)				Hong Kong People Volunteer Panel (N=6,294)			
		Satisfied	Half-half	Dissatisfied	Mean [†]	Satisfied	Half-half	Dissatisfied	Mean [†]
Q2 How satisfied or dissatisfied are you with the government's performance in handling novel coronavirus pneumonia?	Latest	40%	9%	51%	2.6	32%	8% ▼*	60% ▲*	2.4
	Last	40%	10%	50%	2.6	32%	11%	57%	2.4

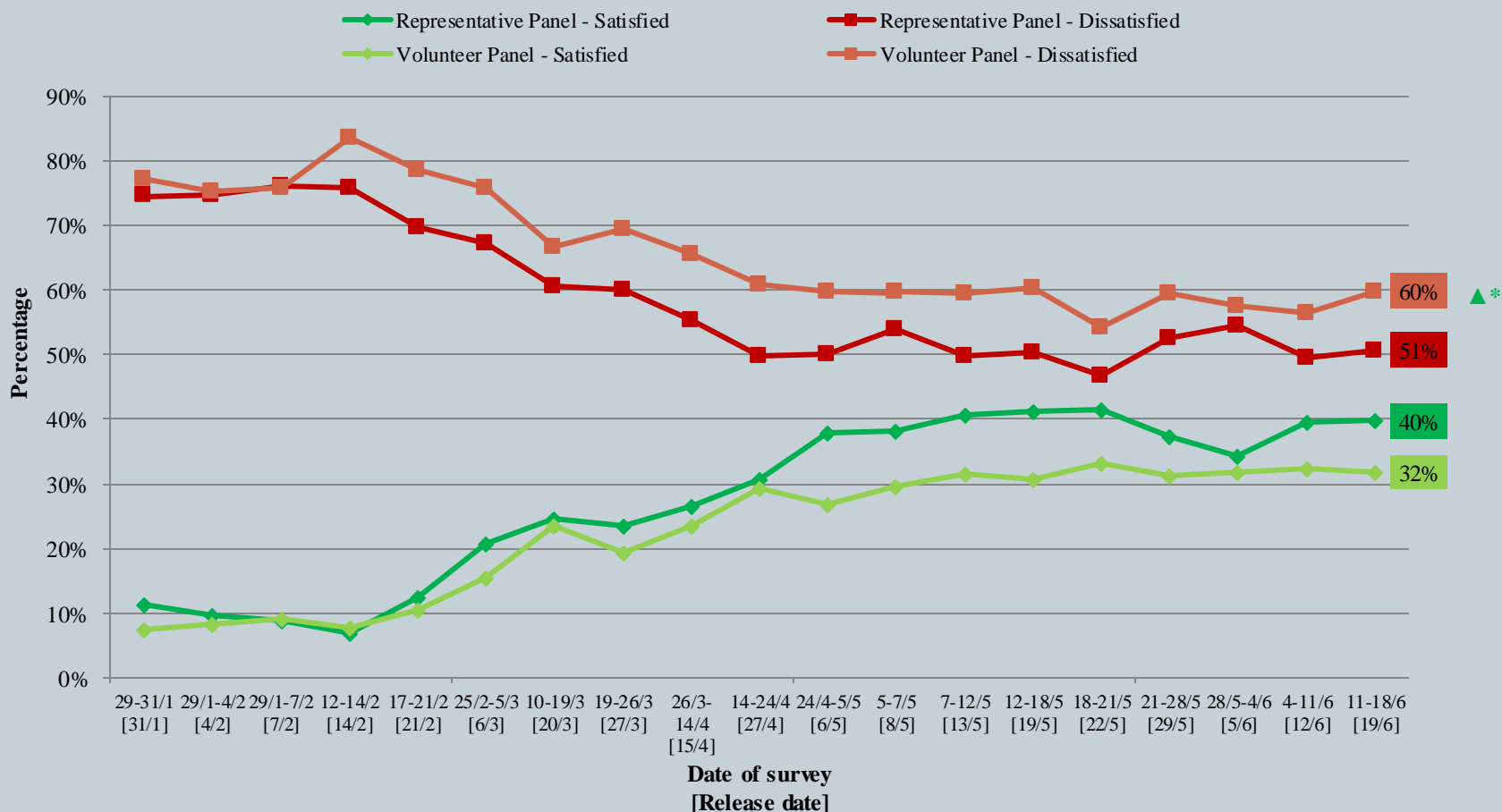
[^] Answer options included: very much satisfied, somewhat satisfied, half-half, somewhat dissatisfied, very much dissatisfied and don't know / hard to say.

* **Significant change**

Survey Result - Community Health Module

6

Appraisal of HK Government's performance in handling novel coronavirus pneumonia



^ Answer options included: very much satisfied, somewhat satisfied, half-half, somewhat dissatisfied, very much dissatisfied and don't know / hard to say. * Significant change

Survey Result - PENRI

7

Date of Publishing	3/6	4/6	5/6	6/6	7/6	8/6	9/6	10/6	11/6	12/6	13/6	14/6	15/6	16/6	17/6	18/6	19/6
Imported cases(Ytd)	2	0	5	3	3	1	1	0	0	0	0	0	0	3	0	8	4
Local infected cases(Ytd)	4	0	1	0	0	0	0	0	0	0	1	1	0	0	0	0	0
Post-Epidemic Gathering Resumption Index (PEGRI)	27.2	56.7	27.2	50.2	50.1	50.0	49.5	55.7	56.4	56.8	27.4	27.6	56.5	50.8	56.4	53.0	54.6

Survey Result - PENRI

8

