



HONG KONG PUBLIC OPINION RESEARCH INSTITUTE  
香港民意研究所

---

# **Hong Kong Public Opinion Program of Hong Kong Public Opinion Research Institute**

---

## **PopPanel Research Report No. 87 cum “We Hongkongers” Research Report No. 61**

---

**Survey Date: 5 July to 8 July 2021**

**Release Date: 9 July 2021**

Copyright of this report was generated by the Hong Kong Public Opinion Program (HKPOP) and opened to the world.  
HKPOP proactively promotes open data, open technology and the free flow of ideas, knowledge and information.  
The predecessor of HKPOP was the Public Opinion Programme at The University of Hong Kong (HKUPOP).  
“POP” in this publication may refer to HKPOP or HKUPOP as the case may be.

## **Research Background**

"We Hongkongers" is an initiative advocated by Hong Kong Public Opinion Program (HKPOP) of Hong Kong Public Opinion Research Institute (HKPORI), with the support of many members of the civic society. With reference to the petition website "We the People" hosted by the White House of the United States, "We Hongkongers" aims to reflect public sentiment by conducting scientific research on any issues raised by Hong Kong citizens: [https://www.pori.hk/wehongkongers\\_factsheet\\_20191017\\_chi](https://www.pori.hk/wehongkongers_factsheet_20191017_chi).

"We Hongkongers" Project officially started on 17 October 2019, in the form of intensive rolling surveys. A total of 12 reports were published as of 23 December 2019. In mid-May 2020, in response to the rapid changes in Hong Kong's political and public sentiment, HKPOP redeveloped the "We Hongkongers" Project. Coupled with the rapid development of the "HKPOP Panel" established by PORI in July 2019, PORI decided to launch the "We Hongkongers Panel Survey" to further strengthen interaction with the public and as well as collect and analyze public opinion and there are 29 reports in total. In January 2021, PORI redeveloped the "We Hongkongers" Project again to strengthen the cooperation with non-governmental organizations, civil society organizations, concern groups and professional organizations, and the results will be released in the form of mini-forums to initiate policy discussions.

This report also represents Report No. 87 under HKPOP Panel survey series, as well as Report No. 61 under the "We Hongkongers" Project Series. The research is co-organized with the Election Observation Project on the theme "Oath-taking requirement for District Councillors and its by-election".

HKPOP sent out emails to all panel members at the beginning of the survey, inviting them to fill in the questionnaire at the designated online platform. Members were allowed to make repeated submissions, while only the last submission of each individual member would be used for analysis.

## Contact Information

Herewith the contact information of the “We Hongkongers” Panel Survey:

**Table 1: Detailed Contact Information**

Survey method	Online survey
Target population	HKPOP Panel samples, namely Hong Kong People Representative Panel (Probability-based Panel) and Hong Kong People Volunteer Panel (Non-probability-based Panel)
Weighting method	The figures are rim-weighted according to 1) gender-age distribution, educational attainment (highest level attended) distribution, economic activity status distribution of Hong Kong population and by District Councils population figures from Census and Statistics Department; 2) Voting results of District Councils Election from Registration and Electoral Office; 3) rating distribution of Chief Executive from regular tracking surveys.
Date of survey	5 July, 3pm – 8 July, 3pm
Total sample size	6,930
Response rate	7.5%
Sampling error <sup>[1]</sup>	Sampling error of percentages at +/-1% at 95% confidence level

[1] All error figures in this release are calculated at 95% confidence level. “95% confidence level” means that if we were to repeat a certain survey 100 times with different random samples, we would expect 95 times having the population parameter within the respective error margins calculated. Because of sampling errors, when quoting percentages, journalists should refrain from reporting decimal places, whereas one decimal place can be used when quoting rating figures.

## PopPanel Composition

Regarding data collection, survey data from both the Hong Kong People Representative Panel and Hong Kong People Volunteer Panel were collected in the form of online questionnaire.

Among them, the Hong Kong People Representative Panel comes from members of the “HKPOP Panel” recruited in regular random telephone surveys. HKPOP uses “HKPOP Panel” as a framework for conducting surveys for different research projects, any eligible family member in the household may be invited to participate in a specific research.

Meanwhile, members of the Hong Kong People Volunteer Panel are recruited online. Citizens only need to self-register in HKPORI website to participate in online questionnaires.

All panel data collected will be adjusted using rim-weighting, to minimize the effects of self-selection bias or participation bias. Details are documented in the Weighting Procedure section.

## Response Rate

HKPOP adopts a set of contact definition in compliance with most international standards. Historically, the social research community in Hong Kong has developed its own set of contact rates, cooperation rates, response rates, and so on. HKPOP normally reports the "success rate" for online surveys.

The calculation of the success rates in this study refers to the following tables.

**Table 2: Calculation of success rate of the HKPOP Panel (by HKPOP definition)**

Success rate	
=	$\frac{\text{Successful cases}}{\text{Panel size of the Hong Kong People Representative Panel}} \times 100.0\%$
=	$\frac{6,930}{92,061} \times 100.0\%$
=	7.5%

## Weighting Procedure

HKPOP has continuously adopted and enhanced its weighting method over the past few decades. For this survey, HKPOP adopts a "2 by 5 by 2 by 4 by 18 by 3 by 13" weighting procedure involving seven variables, namely, gender, age, educational attainment, economic activity status, district (18 cells), voting record (3 cells) and rating of Chief Executive (13 cells). Basically, the raw data of practically all random telephone surveys conducted by HKPOP are rim-weighted by the figures obtained from the Hong Kong Census and Statistics Department and/or Registration and Electoral Office so that the marginal distribution of the sample in terms of gender, age, educational attainment and economic activity status would match with that of the general population figures from the Hong Kong Census and Statistics Department. The marginal distribution of the sample in terms of district and voting record would match that of the general population figures from the Hong Kong Census and Statistics Department and/or Registration and Electoral Office. The marginal distribution of the sample in terms of "rating of Chief Executive" would match that of the general population in HKPOP's regular tracking surveys. This rim-weighting method (sometimes called raking) is found to be the most practicable method in processing HKPOP's survey data.

Specifically, the gender and age groupings used for weighting are as follows:

- Male 12-29
- Male 30-39
- Male 40-49
- Male 50-59
- Male 60 or above
- Female 12-29
- Female 30-39
- Female 40-49
- Female 50-59
- Female 60 or above

The educational attainments used for weighting are as follows:

- Secondary or below
- Tertiary or above

The economic activity statuses used for weighting are as follows:

- Working population / Others
- Home-makers / Housewives
- Students
- Retired person

The districts used for weighting are as follows:

- Central and Western
- Wan Chai
- Eastern
- Southern
- Yau Tsim Mong
- Sham Shui Po
- Kowloon City
- Wong Tai Sin
- Kwun Tong
- Tsuen Wan
- Tuen Mun
- Yuen Long
- North
- Tai Po
- Sai Kung
- Sha Tin
- Kwai Tsing
- Islands

The voting records used for weighting are as follows:

- Candidates of pro-democracy camp
- Candidates of non-pro-democracy camp
- Did not vote / blank/void vote

The "rating of Chief Executive" groupings used for weighting are as follows:

- 0 mark
- 1-9 mark(s)
- 10-19 marks
- 20-29 marks
- 30-39 marks
- 40-49 marks
- 50 marks
- 51-60 marks
- 61-70 marks
- 71-80 marks
- 81-90 marks
- 91-99 marks
- 100 marks

## Quantitative Analysis Results

Quantitative analysis results of the “We Hongkongers” Panel Survey, after applying the standard weighting procedures, are as follows, all questions listed hereby are opinion questions:

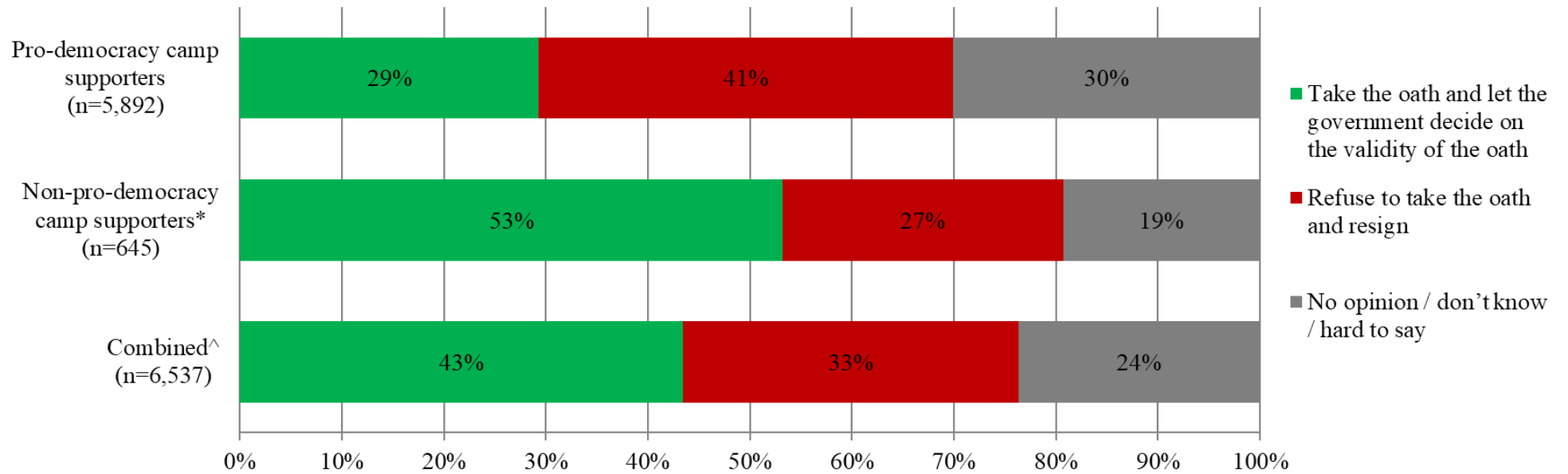
**Table 3: Q1 Survey results, by camp type; Survey period: 5-8/7/2021**

Q1 The government will soon require district councillors to swear allegiance to the Hong Kong SAR and to uphold the Basic Law. <b>Facing this oath-taking requirement, how do you think district councillors of the pro-democracy camp should do?</b>	<b>Pro-democracy camp supporters (Base=5,892)</b>	<b>Non-pro-democracy camp supporters<sup>[2]</sup> (Base=645)</b>	<b>Combined<sup>[3]</sup> (Base=6,537)</b>
<b>Take the oath and let the government decide on the validity of the oath</b>	29%	<b>53%</b>	43%
<b>Refuse to take the oath and resign</b>	41%	27%	33%
<b>No opinion / don’t know / hard to say</b>	30%	19%	24%

[2] Include: pro-establishment camp supporters, centrist supporters, no political inclination / politically neutral / do not belong to any camp

[3] The aggregated figures come from adjusting the by-group weighted figures using ratio of “pan-democratic” vs “non-pan-democratic” collected in regular tracking survey.

**Chart 1: Q1 Combined chart, by camp type**



\* Include: pro-establishment camp supporters, centrist supporters, no political inclination / politically neutral / do not belong to any camp

^ The aggregated figures come from adjusting the by-group weighted figures using ratio of "pan-democratic" vs "non-pan-democratic" collected in regular tracking survey



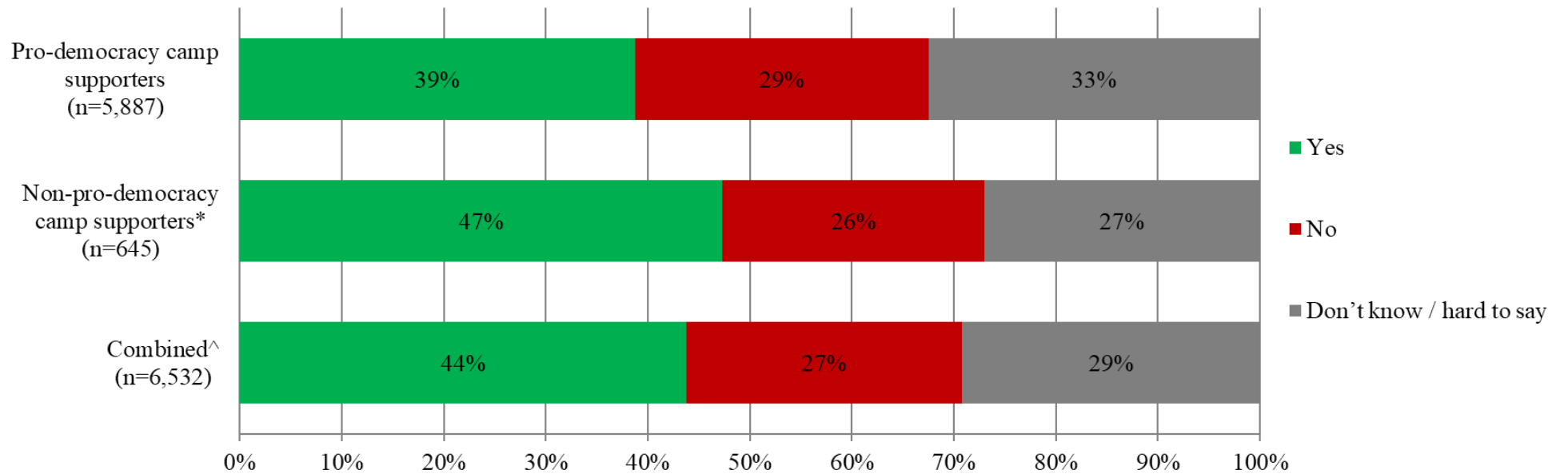
**Table 4: Q2 Survey results, by camp type; Survey period: 5-8/7/2021**

Q2 Do you think the government should <b>hold by-elections as quickly as possible to fill the vacancies in the District Councils?</b>	<b>Pro-democracy camp supporters (Base=5,887)</b>	<b>Non-pro-democracy camp supporters<sup>[4]</sup> (Base=645)</b>	<b>Combined<sup>[5]</sup> (Base=6,532)</b>
<b>Yes</b>	39%	47%	44%
<b>No</b>	29%	26%	27%
<b>Don't know / hard to say</b>	33%	27%	29%

[4] Include: pro-establishment camp supporters, centrist supporters, no political inclination / politically neutral / do not belong to any camp

[5] The aggregated figures come from adjusting the by-group weighted figures using ratio of “pan-democratic” vs “non-pan-democratic” collected in regular tracking survey.

**Chart 2: Q2 Combined chart, by camp type**



\* Include: pro-establishment camp supporters, centrist supporters, no political inclination / politically neutral / do not belong to any camp

^ The aggregated figures come from adjusting the by-group weighted figures using ratio of “pan-democratic” vs “non-pan-democratic” collected in regular tracking survey

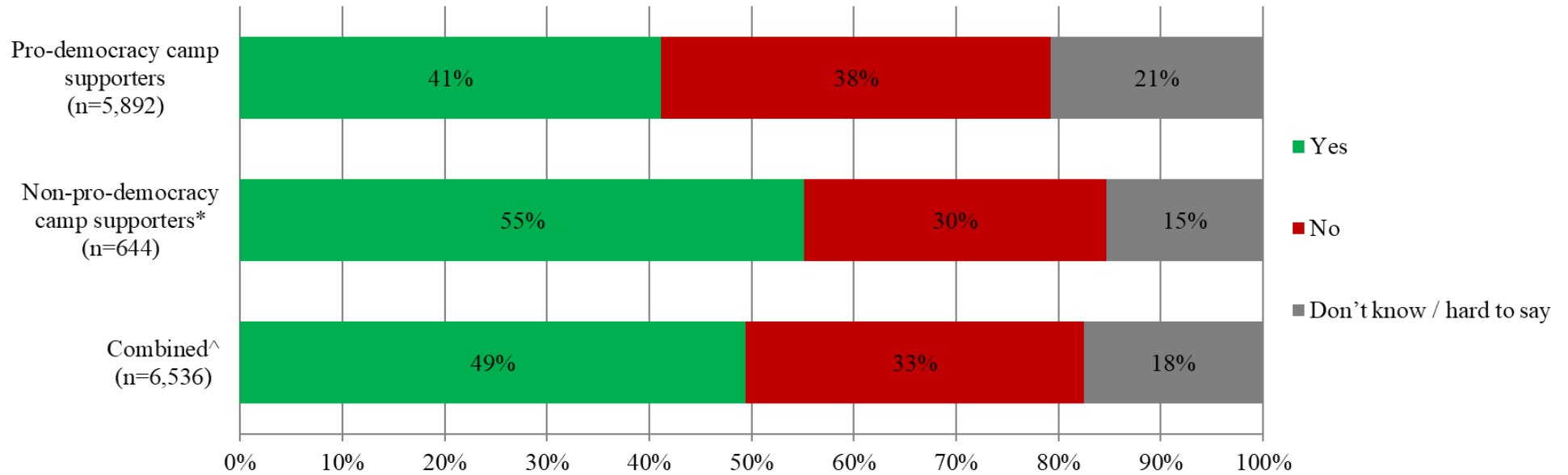
**Table 5: Q3 Survey results, by camp type; Survey period: 5-8/7/2021**

Q3 If the government would hold by-elections, do you think the pro-democracy camp should participate?	Pro-democracy camp supporters (Base=5,892)	Non-pro-democracy camp supporters <sup>[6]</sup> (Base=644)	Combined <sup>[7]</sup> (Base=6,536)
<b>Yes</b>	41%	<b>55%</b>	49%
<b>No</b>	38%	30%	33%
<b>Don't know / hard to say</b>	21%	15%	18%

[6] Include: pro-establishment camp supporters, centrist supporters, no political inclination / politically neutral / do not belong to any camp

[7] The aggregated figures come from adjusting the by-group weighted figures using ratio of “pan-democratic” vs “non-pan-democratic” collected in regular tracking survey.

**Chart 3: Q3 Combined chart, by camp type**



\* Include: pro-establishment camp supporters, centrist supporters, no political inclination / politically neutral / do not belong to any camp

^ The aggregated figures come from adjusting the by-group weighted figures using ratio of “pan-democratic” vs “non-pan-democratic” collected in regular tracking survey

# Appendices

**Appendix 1: Demographic profile of respondents**

Gender:	Pro-democracy camp supporters				Non-pro-democracy camp supporters #				Total			
	Raw sample		Weighted sample		Raw sample		Weighted sample		Raw sample		Weighted sample	
	Freq	%	Freq	%	Freq	%	Freq	%	Freq	%	Freq	%
Male	3,330	56.5%	1,079	41.6%	394	61.1%	2,001	53.3%	3,724	57.0%	3,080	48.5%
Female	2,555	43.4%	1,511	58.3%	249	38.6%	1,753	46.7%	2,804	42.9%	3,265	51.4%
Other	8	0.1%	4	0.1%	2	0.3%	<1	<0.1%	10	0.2%	4	0.1%
Total	5,893	100.0%	2,594	100.0%	645	100.0%	3,754	100.0%	6,538	100.0%	6,348	100.0%
Missing case(s)	0		0		0		0		0		0	

Age:	Pro-democracy camp supporters				Non-pro-democracy camp supporters #				Total			
	Raw sample		Weighted sample		Raw sample		Weighted sample		Raw sample		Weighted sample	
	Freq	%	Freq	%	Freq	%	Freq	%	Freq	%	Freq	%
12 - 29	850	14.4%	719	27.7%	48	7.4%	457	12.2%	898	13.7%	1,176	18.5%
30 - 39	1,448	24.6%	406	15.7%	110	17.1%	435	11.6%	1,558	23.9%	841	13.3%
40 - 49	1,474	25.0%	460	17.7%	147	22.8%	638	17.0%	1,621	24.8%	1,099	17.3%
50 - 59	1,343	22.8%	533	20.6%	188	29.1%	1,310	34.9%	1,531	23.4%	1,843	29.0%
60 or above	772	13.1%	475	18.3%	152	23.6%	915	24.4%	924	14.1%	1,389	21.9%
Total	5,887	100.0%	2,594	100.0%	645	100.0%	3,754	100.0%	6,532	100.0%	6,348	100.0%
Missing case(s)	6		<1		0		0		6		<1	

Education attainment:	Pro-democracy camp supporters				Non-pro-democracy camp supporters #				Total			
	Raw sample		Weighted sample		Raw sample		Weighted sample		Raw sample		Weighted sample	
	Freq	%	Freq	%	Freq	%	Freq	%	Freq	%	Freq	%
Primary or below	10	0.2%	1	<0.1%	2	0.3%	17	0.4%	12	0.2%	18	0.3%
Secondary	917	15.6%	928	35.8%	137	21.4%	1,143	30.5%	1,054	16.2%	2,071	32.7%
Tertiary or above	4,958	84.2%	1,660	64.1%	501	78.3%	2,590	69.1%	5,459	83.7%	4,250	67.0%
Total	5,885	100.0%	2,589	100.0%	640	100.0%	3,750	100.0%	6,525	100.0%	6,339	100.0%
Missing case(s)	8		4		5		5		13		9	

Occupation:	Pro-democracy camp supporters				Non-pro-democracy camp supporters #				Total			
	Raw sample		Weighted sample		Raw sample		Weighted sample		Raw sample		Weighted sample	
	Freq	%	Freq	%	Freq	%	Freq	%	Freq	%	Freq	%
Administrators and professionals	2,396	40.7%	424	16.3%	240	37.4%	1,039	27.7%	2,636	40.4%	1,463	23.1%
Clerks and service workers	1,548	26.3%	895	34.5%	150	23.4%	791	21.1%	1,698	26.0%	1,685	26.6%
Workers	133	2.3%	99	3.8%	15	2.3%	118	3.1%	148	2.3%	216	3.4%
Students	223	3.8%	134	5.2%	15	2.3%	280	7.5%	238	3.6%	415	6.5%
Home-makers / housewives	269	4.6%	330	12.8%	22	3.4%	206	5.5%	291	4.5%	536	8.5%
Others	1,311	22.3%	709	27.4%	200	31.2%	1,317	35.1%	1,511	23.2%	2,026	32.0%
Total	5,880	100.0%	2,590	100.0%	642	100.0%	3,751	100.0%	6,522	100.0%	6,341	100.0%
Missing case(s)	13		3		3		3		16		7	

District:	Pro-democracy camp supporters				Non-pro-democracy camp supporters #				Total			
	Raw sample		Weighted sample		Raw sample		Weighted sample		Raw sample		Weighted sample	
	Freq	%	Freq	%	Freq	%	Freq	%	Freq	%	Freq	%
Central & Western	230	3.9%	32	1.2%	29	4.6%	140	3.8%	259	4.0%	172	2.7%
Wan Chai	140	2.4%	40	1.6%	17	2.7%	107	2.9%	157	2.4%	147	2.3%
Eastern	571	9.8%	94	3.7%	75	11.9%	414	11.1%	646	10.0%	508	8.1%
Southern	231	4.0%	96	3.7%	23	3.6%	159	4.3%	254	3.9%	255	4.1%
Yau Tsim Mong	240	4.1%	155	6.0%	19	3.0%	108	2.9%	259	4.0%	263	4.2%
Sham Shui Po	324	5.5%	140	5.5%	31	4.9%	290	7.8%	355	5.5%	430	6.8%
Kowloon City	310	5.3%	49	1.9%	35	5.5%	276	7.4%	345	5.3%	325	5.2%
Wong Tai Sin	292	5.0%	144	5.6%	30	4.8%	163	4.4%	322	5.0%	307	4.9%
Kwun Tong	428	7.3%	282	11.0%	41	6.5%	250	6.7%	469	7.2%	531	8.5%
Tsuen Wan	287	4.9%	142	5.6%	38	6.0%	186	5.0%	325	5.0%	328	5.2%
Tuen Mun	336	5.8%	257	10.0%	36	5.7%	184	4.9%	372	5.7%	441	7.0%
Yuen Long	390	6.7%	228	8.9%	50	7.9%	255	6.9%	440	6.8%	483	7.7%
North	191	3.3%	39	1.5%	18	2.9%	115	3.1%	209	3.2%	154	2.4%
Tai Po	276	4.7%	181	7.1%	25	4.0%	149	4.0%	301	4.7%	330	5.2%
Sai Kung	459	7.9%	156	6.1%	44	7.0%	315	8.5%	503	7.8%	471	7.5%
Sha Tin	673	11.5%	240	9.4%	67	10.6%	328	8.8%	740	11.4%	568	9.0%
Kwai Tsing	334	5.7%	228	8.9%	43	6.8%	249	6.7%	377	5.8%	477	7.6%
Islands	128	2.2%	61	2.4%	10	1.6%	31	0.8%	138	2.1%	92	1.5%
Total	5,840	100.0%	2,565	100.0%	631	100.0%	3,719	100.0%	6,471	100.0%	6,284	100.0%
Missing case(s)	53		29		14		35		67		64	



Political inclination:	Pro-democracy camp supporters				Non-pro-democracy camp supporters #				Total			
	Raw sample		Weighted sample		Raw sample		Weighted sample		Raw sample		Weighted sample	
	Freq	%	Freq	%	Freq	%	Freq	%	Freq	%	Freq	%
Pro-democracy camp	3,383	57.4%	1,612	62.1%	0	0.0%	0	0.0%	3,383	51.7%	1,612	25.4%
Pro-establishment camp	0	0.0%	0	0.0%	53	8.2%	499	13.3%	53	0.8%	499	7.9%
Localist	2,510	42.6%	982	37.9%	0	0.0%	0	0.0%	2,510	38.4%	982	15.5%
Centrist	0	0.0%	0	0.0%	228	35.3%	1,247	33.2%	228	3.5%	1,247	19.6%
Others	0	0.0%	0	0.0%	0	0.0%	0	0.0%	0	0.0%	0	0.0%
No political inclination / politically neutral / don't belong to any camp	0	0.0%	0	0.0%	364	56.4%	2,008	53.5%	364	5.6%	2,008	31.6%
Don't know / hard to say	0	0.0%	0	0.0%	0	0.0%	0	0.0%	0	0.0%	0	0.0%
Total	5,893	100.0%	2,594	100.0%	645	100.0%	3,754	100.0%	6,538	100.0%	6,348	100.0%
Missing case(s)	0		0		0		0		0		0	

Voted political camp:	Pro-democracy camp supporters				Non-pro-democracy camp supporters #				Total			
	Raw sample		Weighted sample		Raw sample		Weighted sample		Raw sample		Weighted sample	
	Freq	%	Freq	%	Freq	%	Freq	%	Freq	%	Freq	%
Democratic	5,630	95.9%	1,300	50.2%	396	61.5%	393	10.5%	6,026	92.5%	1,693	26.8%
Non-democratic	15	0.3%	159	6.1%	130	20.2%	1,799	48.3%	145	2.2%	1,958	31.0%
Did not vote / blank vote / void vote / don't know / hard to say / refuse to answer	149	2.5%	697	26.9%	85	13.2%	1,076	28.9%	234	3.6%	1,773	28.0%
Not a registered voter	76	1.3%	436	16.8%	33	5.1%	460	12.3%	109	1.7%	896	14.2%
Total	5,870	100.0%	2,592	100.0%	644	100.0%	3,728	100.0%	6,514	100.0%	6,320	100.0%

\*(Only for respondents aged 18 or above or refuse to answer age)

# Including pro-establishment camp supporters, centrist supporters, no political inclination / politically neutral / do not belong to any camp

**Appendix 2: Contact Information**

Total valid samples	6,930
Survey period	5-8/7/2021
Success rate	7.5%
Questionnaires sent out	92,061
Questionnaires received	7,492
Ineligible samples	48
Invalid samples	43
Incomplete samples	471
Standard error	0.6%
Sampling error	3.9%

### Appendix 3: Quantitative analyses

#### Q1 Survey results; Survey period: 5-8/7/2021

Q1 The government will soon require district councillors to swear allegiance to the Hong Kong SAR and to uphold the Basic Law. Facing this oath-taking requirement, how do you think district councillors of the pro-democracy camp should do?	Pro-democracy camp supporters	Non-pro-democracy camp supporters #	Total
	Percentages (Base=2,594)	Percentages (Base=3,754)	Percentages (Base=6,348)
<b>Take the oath and let the government decide on the validity of the oath</b>	29.3%	53.2%	43.4%
<b>Refuse to take the oath and resign</b>	40.6%	27.5%	32.8%
<b>No opinion / don't know / hard to say</b>	30.1%	19.3%	23.7%
Total	100.0%	100.0%	100.0%
<i>Refuse to answer</i>	<1	0	<1
<b>Net value (Take the oath and let the government decide on the validity of the oath - Refuse to take the oath and resign)</b>	<b>-11.3%</b>	<b>+25.7%</b>	<b>+10.6%</b>

# Including pro-establishment camp supporters, centrist supporters, no political inclination / politically neutral / do not belong to any camp

**Q2 Survey results; Survey period: 5-8/7/2021**

Q2 Do you think the government should hold by-elections as quickly as possible to fill the vacancies in the District Councils?	Pro-democracy camp supporters	Non-pro-democracy camp supporters #	Total
	Percentages (Base=2,577)	Percentages (Base=3,754)	Percentages (Base=6,331)
<b>Yes</b>	38.7%	47.3%	43.8%
<b>No</b>	28.8%	25.7%	27.0%
<b>Don't know / hard to say</b>	32.5%	27.0%	29.3%
Total	100.0%	100.0%	100.0%
<i>Refuse to answer</i>	17	0	17
<b>Net value (Yes - No)</b>	<b>+10.0%</b>	<b>+21.5%</b>	<b>+16.8%</b>

# Including pro-establishment camp supporters, centrist supporters, no political inclination / politically neutral / do not belong to any camp

**Q3 Survey results; Survey period: 5-8/7/2021**

Q3 If the government would hold by-elections, do you think the pro-democracy camp should participate?	Pro-democracy camp supporters	Non-pro-democracy camp supporters #	Total
	Percentages (Base=2,594)	Percentages (Base=3,710)	Percentages (Base=6,304)
<b>Yes</b>	41.1%	55.2%	49.4%
<b>No</b>	38.1%	29.6%	33.1%
<b>Don't know / hard to say</b>	20.7%	15.3%	17.5%
Total	100.0%	100.0%	100.0%
<i>Refuse to answer</i>	<1	44	44
<b>Net value (Yes - No)</b>	<b>+3.0%</b>	<b>+25.6%</b>	<b>+16.3%</b>

# Including pro-establishment camp supporters, centrist supporters, no political inclination / politically neutral / do not belong to any camp

## Appendix 4: Survey questionnaire (5-8/7/2021)

### We Hongkongers & Community Health Survey

Hong Kong Public Opinion Research Institute is politically neutral. We welcome different opinions. All personal data will be kept strictly confidential. You can fill in the questionnaire again to express your latest views. When we need to work on the data, your last submission will be used. For enquiries, please email us at panel@pori.hk.

Last updated: xxxx-xx-xx

Tentative next update: xxxx-xx-xx

**\*Required**

#### Eligibility Confirmation

**Are you a Hong Kong resident aged 12 or above? \***

- Yes
- No

**(New member) Please first register as a HKPOP Panel member at**

**<https://www.pori.hk/panel.html?lang=en> \***

- Already registered as a member earlier (Please go to the survey platform by clicking on the designated hyperlink sent to you by email)
- Have just registered as a member
- Not yet registered as a member, and will register after completing the survey (Please note: Your response will be removed if you have not yet successfully registered as a member at the time of data analysis)

**(New member) Email used / will be used in registration: \***

\_\_\_\_\_

#### We Hongkongers Series

**Which candidate did you vote for in the 2019 District Council Election?**

- Candidate of pro-democracy camp, including localist
- Candidate of non-pro-democracy camp, including pro-establishment camp and centrist
- Don't know / hard to say
- Blank / void vote
- Did not vote (was a registered voter of the election)
- Did not vote (was not a registered voter of the election)

**The government will soon require district councillors to swear allegiance to the Hong Kong SAR and to uphold the Basic Law. Facing this oath-taking requirement, how do you think district councillors of the pro-democracy camp should do?**

- Take the oath and let the government decide on the validity of the oath
- Refuse to take the oath and resign
- No opinion / don't know / hard to say

**Do you think the government should hold by-elections as quickly as possible to fill the vacancies in the District Councils?**

- Yes
- No
- Don't know / hard to say

**If the government would hold by-elections, do you think the pro-democracy camp should participate?**

- Yes
- No
- Don't know / hard to say

## **Community Health**

**How likely do you think it is that you will contract novel coronavirus pneumonia over the next one month?**

(Please select the closest answer)

- 0% chance (Certainly not)
- 0.001% chance (1 in 100,000)
- 0.01% chance (1 in 10,000)
- 0.1% chance (1 in 1,000)
- 1% chance (1 in 100)
- 5% chance (1 in 20)
- 10% chance (1 in 10)
- 15% chance
- 20% chance
- 25% chance
- 30% chance
- 35% chance
- 40% chance
- 45% chance
- 50% chance
- 60% chance
- 70% chance



- 80% chance
- 90% chance
- 100% chance (Certainly will)
- Don't know / hard to say
- Other: \_\_\_\_\_

**How satisfied or dissatisfied are you with the government's performance in handling novel coronavirus pneumonia?**

- Very much satisfied
- Somewhat satisfied
- Half-half
- Somewhat dissatisfied
- Very much dissatisfied
- Don't know / hard to say

**Other Opinions**

**Please rate on a scale of 0 to 100 your extent of support to the Chief Executive Carrie Lam, with 0 indicating absolutely not supportive, 100 indicating absolutely supportive and 50 indicating half-half. How would you rate the Chief Executive Carrie Lam?**

- \_\_\_\_\_
- Don't know / hard to say

**Generally speaking, how satisfied or dissatisfied are you with the current ..... in Hong Kong?**

(Randomise the three conditions)

	Very much satisfied	Somewhat satisfied	Half-half	Somewhat dissatisfied	Very much dissatisfied	Don't know / hard to say
Political condition						
Economic condition						
Livelihood condition						

**Other Opinions**

**Do you have any survey question to suggest for our surveys?**

(If you do not have any suggestion, please leave this space blank.)

---

**Do you have any message you want us to forward to your District Councillor or other locally known persons you name here? (Please provide their identities and your contacts)**

(The request you make here is not part of our study. We simply want to assist people who want to send a message to current or former District Councillor, new or senior community leaders, persons in charge of community organisations, and so on. If you do not have any suggestion, please leave this space blank.)

---

## Personal Information

**(Registered member)** This section is about personal information. If you have already provided relevant information in this survey series and have nothing to add or update, you may skip these questions. We will use the past data you provided in this survey series for analysis.

- I have already provided my personal information, and has nothing to add or update (skip questions on personal information)
- Provide / update personal information now

### Gender

- Male
- Female
- Other

### Age

- \_\_\_\_\_ years old
- 12 - 14
- 15 - 17
- 18 - 19
- 20 - 24
- 25 - 29
- 30 - 34
- 35 - 39
- 40 - 44
- 45 - 49
- 50 - 54
- 55 - 59
- 60 - 64
- 65 - 69
- 70 or above

### Educational attainment

(The highest level attended, regardless of whether you have completed the course, including what you are attending)

- Primary or below
- Lower secondary (Secondary 1 to 3)
- Upper secondary (Secondary 4 to 7 / DSE / Yi Jin)

- Tertiary: non-degree course (including diploma / certificate / sub-degree course)
- Tertiary: bachelor degree course
- Tertiary: postgraduate school or above

**Occupation**

(Owner / self-employed / freelance / part time / civil servant are not valid answers, please answer according to the job nature or content)

- Administrator and professional
- Clerical and service worker
- Production worker
- Student
- Home-maker / housewife
- Retired person
- Unemployed / between jobs / other non-employed
- Other: \_\_\_\_\_

**Which of the following best describes your political inclination?**

(Randomise the four camps)

- Localist
- Pro-democracy camp
- Centrist
- Pro-establishment camp
- Other: \_\_\_\_\_
- No political inclination / politically neutral / do not belong to any camp
- Don't know / hard to say

**Area of residence**

- Central & Western District
- Wan Chai
- Eastern District
- Southern District
- Yau Tsim Mong
- Sham Shui Po
- Kowloon City
- Wong Tai Sin
- Kwun Tong
- Tsuen Wan
- Tuen Mun
- Yuen Long
- North District
- Tai Po

- Sai Kung
- Sha Tin
- Kwai Tsing
- Islands

**End of Questionnaire**

Thank you for completing the survey. For enquiries, please email us at [panel@pori.hk](mailto:panel@pori.hk).