



HONG KONG PUBLIC OPINION RESEARCH INSTITUTE

香港民意研究所

---

# **Hong Kong Public Opinion Program of Hong Kong Public Opinion Research Institute**

---

## **PopPanel Research Report No. 95 cum “We Hongkongers” Research Report No. 66**

---

**Survey Date: 16 to 19 August 2021**

**Release Date: 20 August 2021**

Copyright of this report was generated by the Hong Kong Public Opinion Program (HKPOP) and opened to the world.  
HKPOP proactively promotes open data, open technology and the free flow of ideas, knowledge and information.  
The predecessor of HKPOP was the Public Opinion Programme at The University of Hong Kong (HKUPOP).  
“POP” in this publication may refer to HKPOP or HKUPOP as the case may be.

## Research Background

"We Hongkongers" is an initiative advocated by Hong Kong Public Opinion Program (HKPOP) of Hong Kong Public Opinion Research Institute (HKPORI), with the support of many members of the civic society. With reference to the petition website "We the People" hosted by the White House of the United States, "We Hongkongers" aims to reflect public sentiment by conducting scientific research on any issues raised by Hong Kong citizens: [https://www.pori.hk/wehongkongers\\_factsheet\\_20191017\\_chi](https://www.pori.hk/wehongkongers_factsheet_20191017_chi).

"We Hongkongers" Project officially started on 17 October 2019, in the form of intensive rolling surveys. A total of 12 reports were published as of 23 December 2019. In mid-May 2020, in response to the rapid changes in Hong Kong's political and public sentiment, HKPOP redeveloped the "We Hongkongers" Project. Coupled with the rapid development of the "HKPOP Panel" established by PORI in July 2019, PORI decided to launch the "We Hongkongers Panel Survey" to further strengthen interaction with the public and as well as collect and analyze public opinion and there are 29 reports in total. In January 2021, PORI redeveloped the "We Hongkongers" Project again to strengthen the cooperation with non-governmental organizations, civil society organizations, concern groups and professional organizations, and the results will be released in the form of mini-forums to initiate policy discussions.

This report also represents Report No. 95 under HKPOP Panel survey series, as well as Report No. 66 under the "We Hongkongers" Project Series. The theme of this report is "Migration Tide in Hong Kong". It is the second round of survey after March this year. The results of the first round of survey can be found in the "We Hongkongers" Research Report No. 47.

HKPOP sent out emails to all panel members at the beginning of the survey, inviting them to fill in the questionnaire at the designated online platform. Members were allowed to make repeated submissions, while only the last submission of each individual member would be used for analysis.

## Contact Information

Herewith the contact information of the “We Hongkongers” Panel Survey:

**Table 1: Detailed Contact Information**

Survey method	Online survey
Target population	HKPOP Panel samples, namely Hong Kong People Representative Panel (Probability-based Panel) and Hong Kong People Volunteer Panel (Non-probability-based Panel)
Weighting method	The figures are rim-weighted according to 1) gender-age distribution, educational attainment (highest level attended) distribution, economic activity status distribution of Hong Kong population and by District Councils population figures from Census and Statistics Department; 2) Voting results of District Councils Election from Registration and Electoral Office; 3) rating distribution of Chief Executive from regular tracking surveys.
Date of survey	16 August, 3pm – 19 August, 3pm
Total sample size	6,981
Response rate	7.6%
Sampling error <sup>[1]</sup>	Sampling error of percentages at +/-1% at 95% confidence level

[1] All error figures in this release are calculated at 95% confidence level. “95% confidence level” means that if we were to repeat a certain survey 100 times with different random samples, we would expect 95 times having the population parameter within the respective error margins calculated. Because of sampling errors, when quoting percentages, journalists should refrain from reporting decimal places, whereas one decimal place can be used when quoting rating figures.

## PopPanel Composition

Regarding data collection, survey data from both the Hong Kong People Representative Panel and Hong Kong People Volunteer Panel were collected in the form of online questionnaire.

Among them, the Hong Kong People Representative Panel comes from members of the “HKPOP Panel” recruited in regular random telephone surveys. HKPOP uses “HKPOP Panel” as a framework for conducting surveys for different research projects, any eligible family member in the household may be invited to participate in a specific research.

Meanwhile, members of the Hong Kong People Volunteer Panel are recruited online. Citizens only need to self-register in HKPORI website to participate in online questionnaires.

All panel data collected will be adjusted using rim-weighting, to minimize the effects of self-selection bias or participation bias. Details are documented in the Weighting Procedure section.

## Response Rate

HKPOP adopts a set of contact definition in compliance with most international standards. Historically, the social research community in Hong Kong has developed its own set of contact rates, cooperation rates, response rates, and so on. HKPOP normally reports the "success rate" for online surveys.

The calculation of the success rates in this study refers to the following tables.

**Table 2: Calculation of success rate of the HKPOP Panel (by HKPOP definition)**

Success rate	
=	$\frac{\text{Successful cases}}{\text{Panel size of the Hong Kong People Representative Panel}} \times 100.0\%$
=	$\frac{6,981}{91,948} \times 100.0\%$
=	7.6%

## Weighting Procedure

HKPOP has continuously adopted and enhanced its weighting method over the past few decades. For this survey, HKPOP adopts a "2 by 5 by 2 by 4 by 18 by 3 by 13" weighting procedure involving seven variables, namely, gender, age, educational attainment, economic activity status, district (18 cells), voting record (3 cells) and rating of Chief Executive (13 cells). Basically, the raw data of practically all random telephone surveys conducted by HKPOP are rim-weighted by the figures obtained from the Hong Kong Census and Statistics Department and/or Registration and Electoral Office so that the marginal distribution of the sample in terms of gender, age, educational attainment and economic activity status would match with that of the general population figures from the Hong Kong Census and Statistics Department. The marginal distribution of the sample in terms of district and voting record would match that of the general population figures from the Hong Kong Census and Statistics Department and/or Registration and Electoral Office. The marginal distribution of the sample in terms of "rating of Chief Executive" would match that of the general population in HKPOP's regular tracking surveys. This rim-weighting method (sometimes called raking) is found to be the most practicable method in processing HKPOP's survey data.

Specifically, the gender and age groupings used for weighting are as follows:

- Male 12-29
- Male 30-39
- Male 40-49
- Male 50-59
- Male 60 or above
- Female 12-29
- Female 30-39
- Female 40-49
- Female 50-59
- Female 60 or above

The educational attainments used for weighting are as follows:

- Secondary or below
- Tertiary or above

The economic activity statuses used for weighting are as follows:

- Working population / Others
- Home-makers / Housewives
- Students
- Retired person

The districts used for weighting are as follows:

- Central and Western
- Wan Chai
- Eastern
- Southern
- Yau Tsim Mong
- Sham Shui Po
- Kowloon City
- Wong Tai Sin
- Kwun Tong
- Tsuen Wan
- Tuen Mun
- Yuen Long
- North
- Tai Po
- Sai Kung
- Sha Tin
- Kwai Tsing
- Islands

The voting records used for weighting are as follows:

- Candidates of pro-democracy camp
- Candidates of non-pro-democracy camp
- Did not vote / blank/void vote

The "rating of Chief Executive" groupings used for weighting are as follows:

- 0 mark
- 1-9 mark(s)
- 10-19 marks
- 20-29 marks
- 30-39 marks
- 40-49 marks
- 50 marks
- 51-60 marks
- 61-70 marks
- 71-80 marks
- 81-90 marks
- 91-99 marks
- 100 marks

## Quantitative Analysis Results

Quantitative analysis results of the “We Hongkongers” Panel Survey, after applying the standard weighting procedures, are as follows, all questions listed hereby are opinion questions:

**Table 3: Q1 Survey results, by camp type; Survey period: 16-19/8/2021**

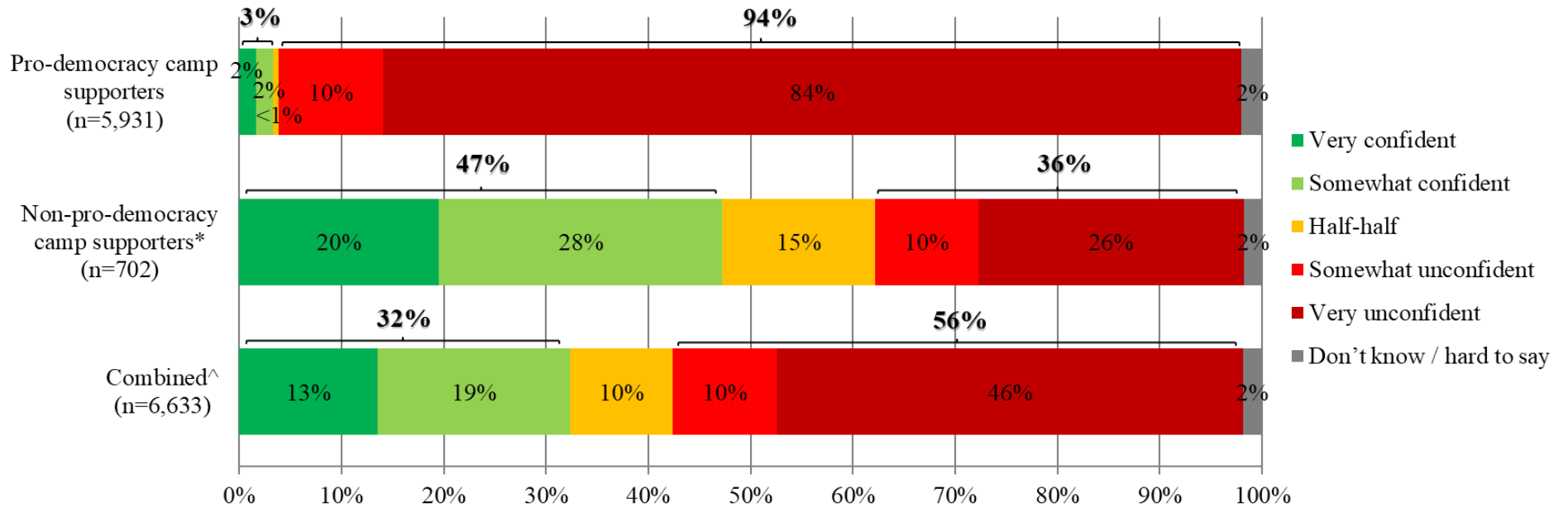
Q1 How confident are you in Hong Kong’s political environment in future?	Pro-democracy camp supporters (Base=5,931)	Non-pro-democracy camp supporters <sup>[2]</sup> (Base=702)	Combined <sup>[3]</sup> (Base=6,633)
Very confident	2%	20%	13%
Somewhat confident	2%	28%	19%
Half-half	<1%	15%	10%
Somewhat unconfident	10%	10%	10%
Very unconfident	84%	26%	46%
Don’t know / hard to say	2%	2%	2%
Mean <sup>[4]</sup>	1.2	3.0	2.4

[2] Include: pro-establishment camp supporters, centrist supporters, no political inclination / politically neutral / do not belong to any camp

[3] The aggregated figures come from adjusting the by-group weighted figures using ratio of “pan-democratic” vs “non-pan-democratic” collected in regular tracking survey.

[4] The mean value is calculated by quantifying all individual responses into 1, 2, 3, 4, 5 marks according to their degree of positive level, where 1 is the lowest and 5 the highest, and then calculate the sample mean.

**Chart 1: Q1 Combined chart, by camp type**



\* Include: pro-establishment camp supporters, centrist supporters, no political inclination / politically neutral / do not belong to any camp

^ The aggregated figures come from adjusting the by-group weighted figures using ratio of "pan-democratic" vs "non-pan-democratic" collected in regular tracking survey



**Table 4: Q2 Survey results, by camp type; Survey period: 16-19/8/2021**

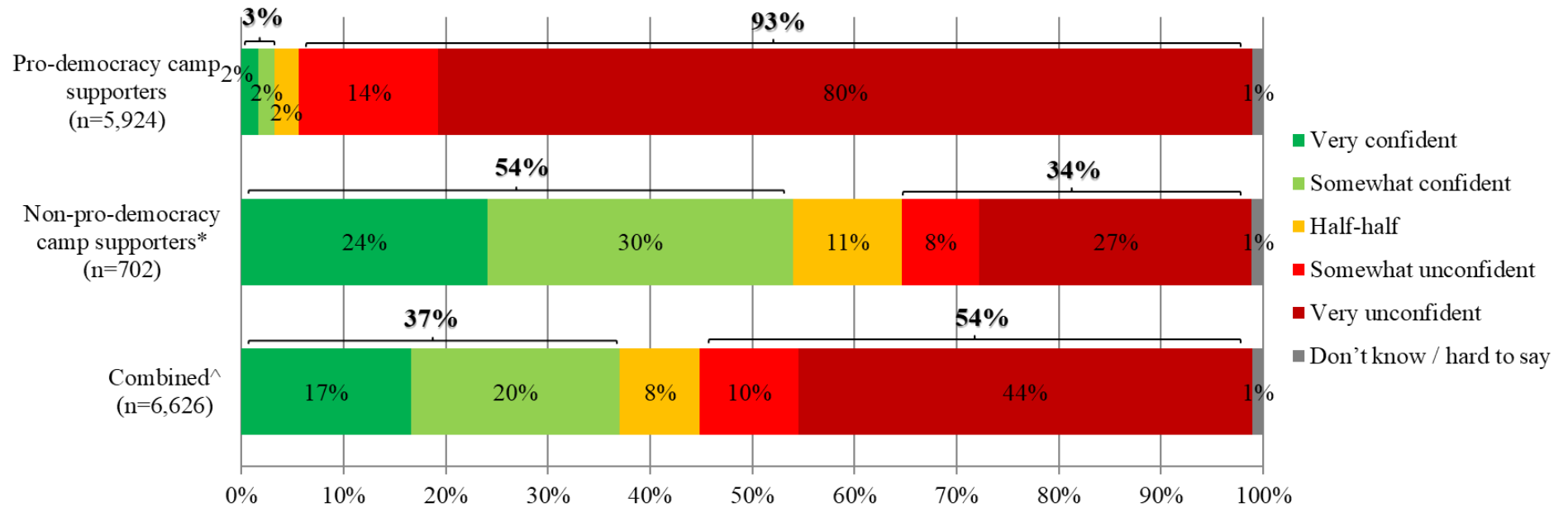
Q2 How confident are you in the level of personal freedom enjoyed by Hong Kong people in future?	Pro-democracy camp supporters (Base=5,924)	Non-pro-democracy camp supporters <sup>[5]</sup> (Base=702)	Combined <sup>[6]</sup> (Base=6,626)
Very confident	2%	24%	17%
Somewhat confident	2%	30%	20%
Half-half	2%	11%	8%
Somewhat unconfident	14%	8%	10%
Very unconfident	80%	27%	44%
Don't know / hard to say	1%	1%	1%
<b>Mean<sup>[7]</sup></b>	1.3	3.2	2.5

[5] Include: pro-establishment camp supporters, centrist supporters, no political inclination / politically neutral / do not belong to any camp

[6] The aggregated figures come from adjusting the by-group weighted figures using ratio of “pan-democratic” vs “non-pan-democratic” collected in regular tracking survey.

[7] The mean value is calculated by quantifying all individual responses into 1, 2, 3, 4, 5 marks according to their degree of positive level, where 1 is the lowest and 5 the highest, and then calculate the sample mean.

**Chart 2: Q2 Combined chart, by camp type**



\* Include: pro-establishment camp supporters, centrist supporters, no political inclination / politically neutral / do not belong to any camp

^ The aggregated figures come from adjusting the by-group weighted figures using ratio of "pan-democratic" vs "non-pan-democratic" collected in regular tracking survey

**Table 5: Q3 Survey results, by camp type; Survey period: 16-19/8/2021**

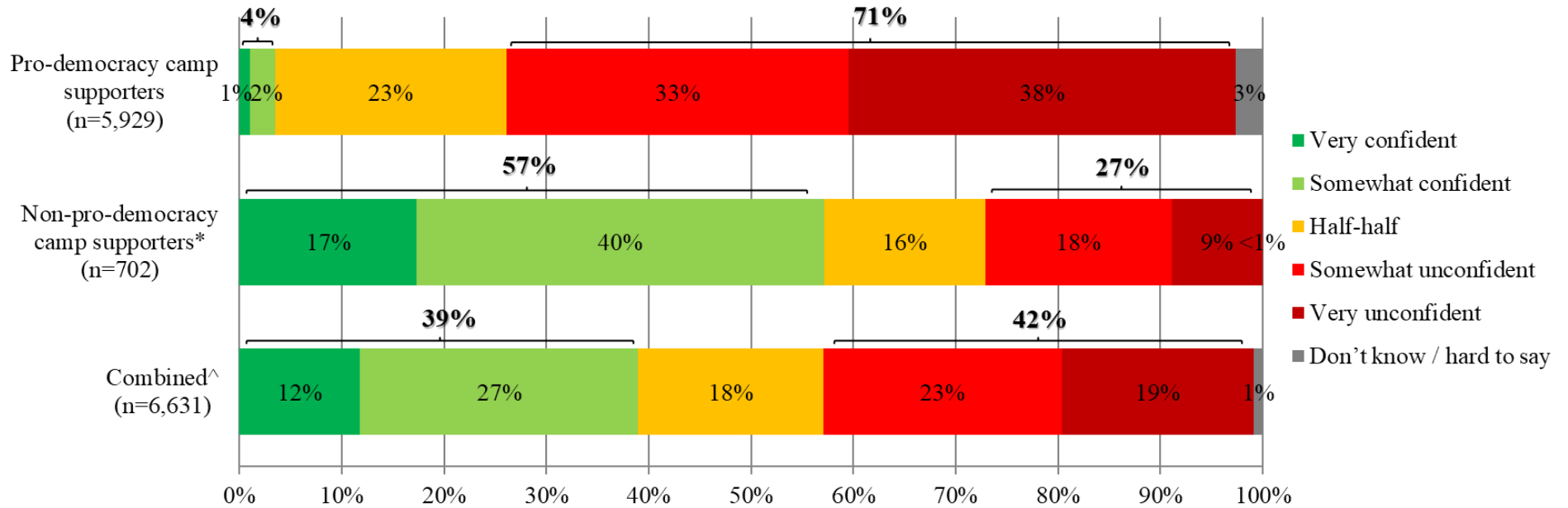
Q3 How confident are you in Hong Kong’s economic prospects?	Pro-democracy camp supporters (Base=5,929)	Non-pro-democracy camp supporters <sup>[8]</sup> (Base=702)	Combined <sup>[9]</sup> (Base=6,631)
Very confident	1%	17%	12%
Somewhat confident	2%	40%	27%
Half-half	23%	16%	18%
Somewhat unconfident	33%	18%	23%
Very unconfident	38%	9%	19%
Don’t know / hard to say	3%	<1%	1%
<b>Mean<sup>[10]</sup></b>	1.9	3.4	2.9

[8] Include: pro-establishment camp supporters, centrist supporters, no political inclination / politically neutral / do not belong to any camp

[9] The aggregated figures come from adjusting the by-group weighted figures using ratio of “pan-democratic” vs “non-pan-democratic” collected in regular tracking survey.

[10] The mean value is calculated by quantifying all individual responses into 1, 2, 3, 4, 5 marks according to their degree of positive level, where 1 is the lowest and 5 the highest, and then calculate the sample mean.

**Chart 3: Q3 Combined chart, by camp type**



\* Include: pro-establishment camp supporters, centrist supporters, no political inclination / politically neutral / do not belong to any camp

^ The aggregated figures come from adjusting the by-group weighted figures using ratio of "pan-democratic" vs "non-pan-democratic" collected in regular tracking survey

**Table 6: Q4 Survey results, by camp type; Survey period: 16-19/8/2021**

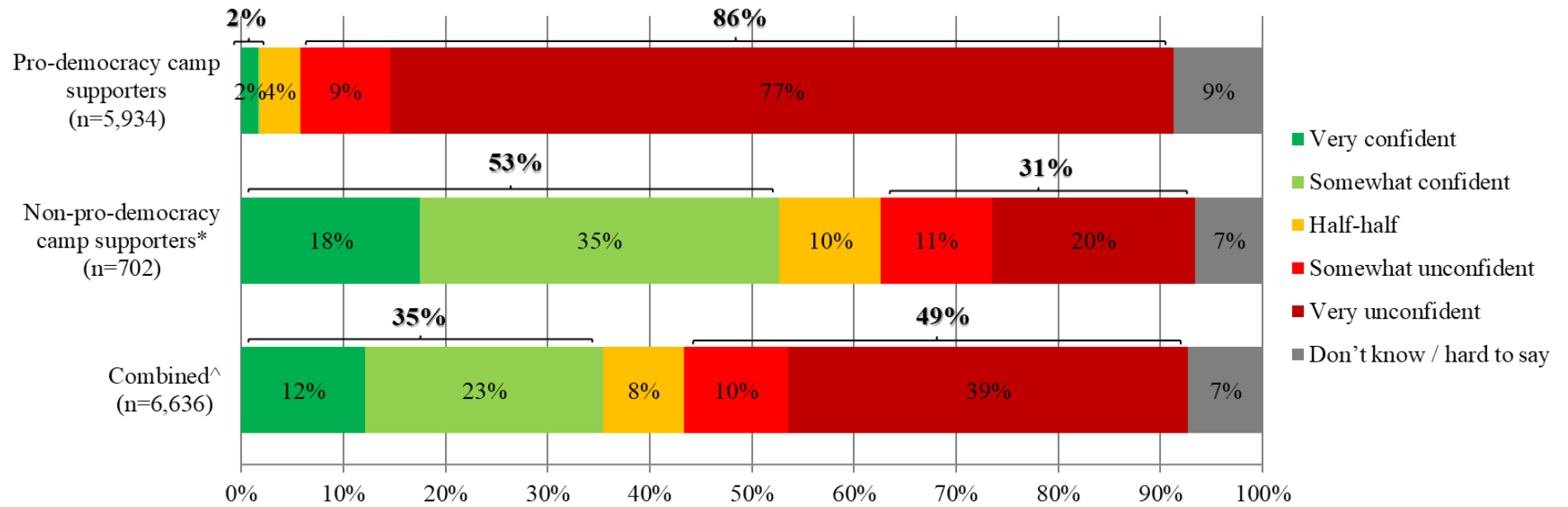
Q4 How confident are you in Mainland China’s political environment in future?	Pro-democracy camp supporters (Base=5,934)	Non-pro-democracy camp supporters <sup>[11]</sup> (Base=702)	Combined <sup>[12]</sup> (Base=6,636)
Very confident	2%	18%	12%
Somewhat confident	<1%	35%	23%
Half-half	4%	10%	8%
Somewhat unconfident	9%	11%	10%
Very unconfident	77%	20%	39%
Don’t know / hard to say	9%	7%	7%
<b>Mean<sup>[13]</sup></b>	1.3	3.2	2.6

[11] Include: pro-establishment camp supporters, centrist supporters, no political inclination / politically neutral / do not belong to any camp

[12] The aggregated figures come from adjusting the by-group weighted figures using ratio of “pan-democratic” vs “non-pan-democratic” collected in regular tracking survey.

[13] The mean value is calculated by quantifying all individual responses into 1, 2, 3, 4, 5 marks according to their degree of positive level, where 1 is the lowest and 5 the highest, and then calculate the sample mean.

**Chart 4: Q4 Combined chart, by camp type**



\* Include: pro-establishment camp supporters, centrist supporters, no political inclination / politically neutral / do not belong to any camp

^ The aggregated figures come from adjusting the by-group weighted figures using ratio of "pan-democratic" vs "non-pan-democratic" collected in regular tracking survey

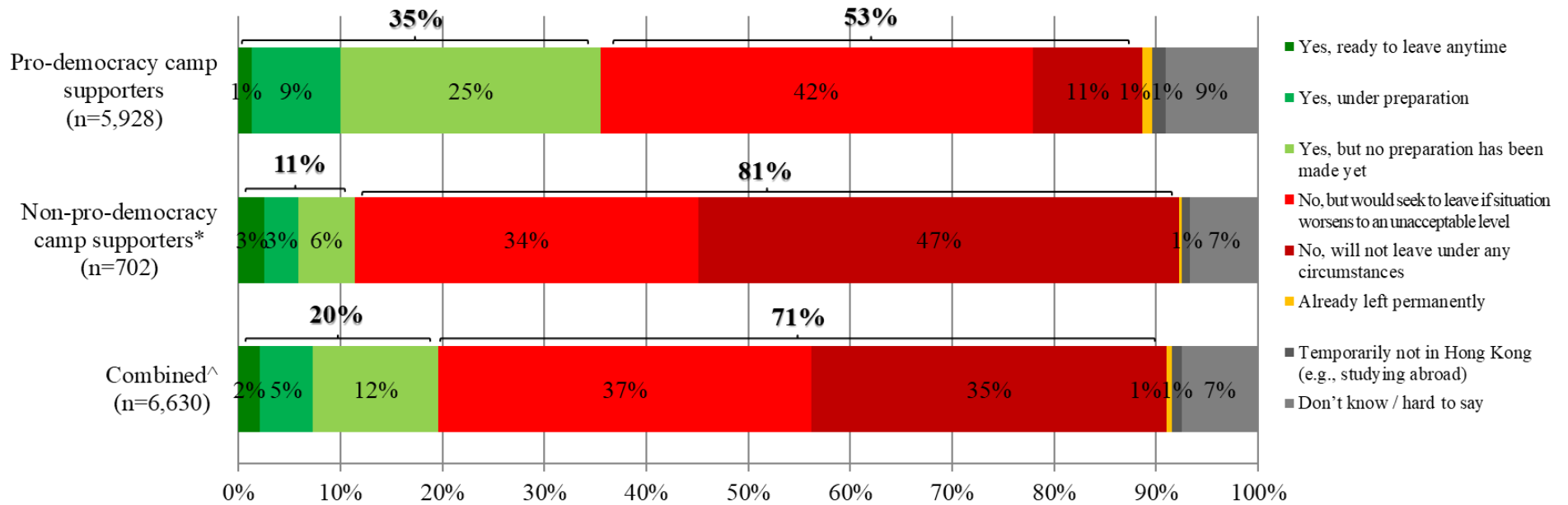
**Table 7: Q5 Survey results, by camp type; Survey period: 16-19/8/2021**

Q5 Do you currently have any plan to leave Hong Kong permanently?	Pro-democracy camp supporters (Base=5,928)	Non-pro-democracy camp supporters <sup>[14]</sup> (Base=702)	Combined <sup>[15]</sup> (Base=6,630)
<b>Ready to leave anytime</b>	1%	3%	2%
<b>Yes, Under preparation</b>	9%	3%	5%
<b>But no preparation has been made yet</b>	25%	6%	12%
<b>No, But would seek to leave if situation worsens to an unacceptable level</b>	42%	34%	37%
<b>Will not leave under any circumstances</b>	11%	47%	35%
<b>Already left permanently</b>	1%	<1%	1%
<b>Temporarily not in Hong Kong (e.g., studying abroad)</b>	1%	1%	1%
<b>Don't know / hard to say</b>	9%	7%	7%
	} 35%	} 11%	} 20%
	} 53%	} 81%	} 71%

[14] Include: pro-establishment camp supporters, centrist supporters, no political inclination / politically neutral / do not belong to any camp

[15] The aggregated figures come from adjusting the by-group weighted figures using ratio of “pan-democratic” vs “non-pan-democratic” collected in regular tracking survey.

**Chart 5: Q5 Combined chart, by camp type**



\* Include: pro-establishment camp supporters, centrist supporters, no political inclination / politically neutral / do not belong to any camp

^ The aggregated figures come from adjusting the by-group weighted figures using ratio of "pan-democratic" vs "non-pan-democratic" collected in regular tracking survey



**Table 8: Q6 Survey results, by camp type; Survey period: 16-19/8/2021**

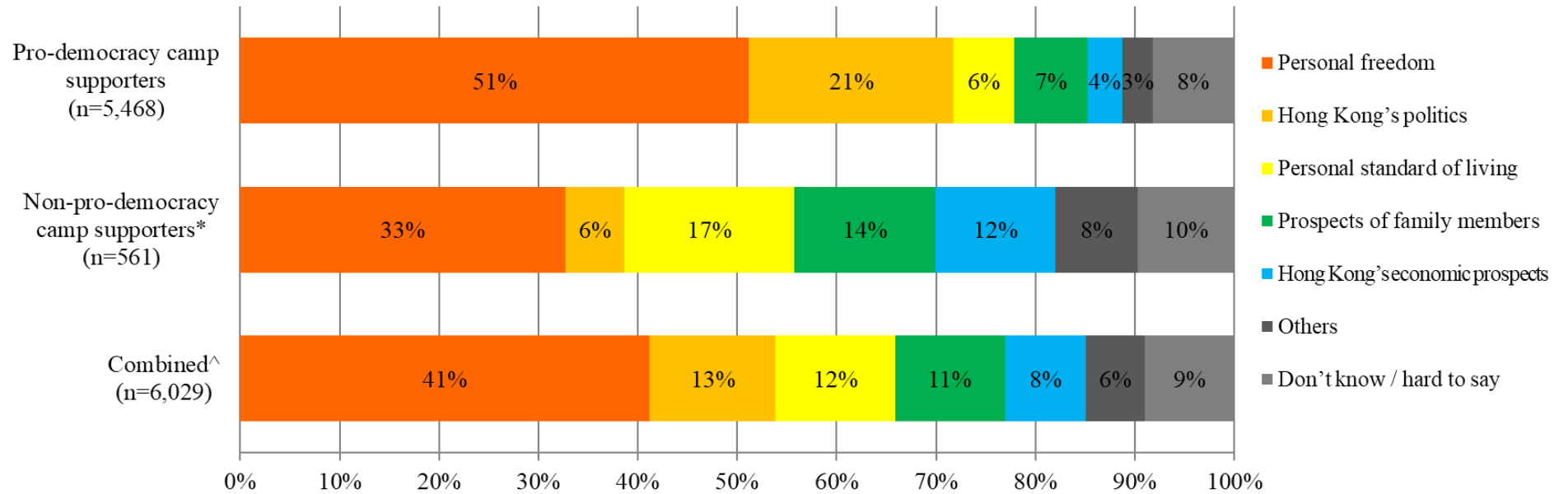
Q6 Worsening of condition in which of the following aspects would have <b>the strongest effect of causing you to seek to leave Hong Kong permanently?</b> <sup>[16]</sup>	<b>Pro-democracy camp supporters (Base=5,468)</b>	<b>Non-pro-democracy camp supporters<sup>[17]</sup> (Base=561)</b>	<b>Combined<sup>[18]</sup> (Base=6,029)</b>
<b>Personal freedom</b>	<b>51%</b>	33%	41%
<b>Hong Kong’s politics</b>	21%	6%	13%
<b>Personal standard of living</b>	6%	17%	12%
<b>Prospects of family members</b>	7%	14%	11%
<b>Hong Kong’s economic prospects</b>	4%	12%	8%
<b>Others</b>	3%	8%	6%
<b>Don’t know / hard to say</b>	8%	10%	9%

[16] Excluding those answered “no, will not leave under any circumstances” or “already left permanently” in Q5

[17] Include: pro-establishment camp supporters, centrist supporters, no political inclination / politically neutral / do not belong to any camp

[18] The aggregated figures come from adjusting the by-group weighted figures using ratio of “pan-democratic” vs “non-pan-democratic” collected in regular tracking survey.

**Chart 6: Q6 Combined chart, by camp type**



\* Include: pro-establishment camp supporters, centrist supporters, no political inclination / politically neutral / do not belong to any camp

^ The aggregated figures come from adjusting the by-group weighted figures using ratio of "pan-democratic" vs "non-pan-democratic" collected in regular tracking survey

# Appendices

**Appendix 1: Demographic profile of respondents**

Gender:	Pro-democracy camp supporters				Non-pro-democracy camp supporters #				Total			
	Raw sample		Weighted sample		Raw sample		Weighted sample		Raw sample		Weighted sample	
	Freq	%	Freq	%	Freq	%	Freq	%	Freq	%	Freq	%
Male	3,175	53.5%	913	41.6%	381	54.3%	2,236	52.2%	3,556	53.6%	3,149	48.6%
Female	2,747	46.3%	1,274	58.0%	318	45.3%	2,043	47.7%	3,065	46.2%	3,317	51.2%
Other	11	0.2%	8	0.4%	3	0.4%	8	0.2%	14	0.2%	16	0.2%
Total	5,933	100.0%	2,196	100.0%	702	100.0%	4,287	100.0%	6,635	100.0%	6,482	100.0%
Missing case(s)	1		<1		0		0		1		<1	

Age:	Pro-democracy camp supporters				Non-pro-democracy camp supporters #				Total			
	Raw sample		Weighted sample		Raw sample		Weighted sample		Raw sample		Weighted sample	
	Freq	%	Freq	%	Freq	%	Freq	%	Freq	%	Freq	%
12 - 29	853	14.4%	687	31.3%	53	7.5%	483	11.3%	906	13.7%	1,170	18.0%
30 - 39	1,470	24.8%	347	15.8%	130	18.5%	545	12.7%	1,600	24.1%	893	13.8%
40 - 49	1,499	25.3%	383	17.5%	166	23.6%	760	17.7%	1,665	25.1%	1,143	17.6%
50 - 59	1,317	22.2%	399	18.2%	203	28.9%	1,423	33.2%	1,520	22.9%	1,822	28.1%
60 or above	790	13.3%	379	17.3%	150	21.4%	1,075	25.1%	940	14.2%	1,454	22.4%
Total	5,929	100.0%	2,195	100.0%	702	100.0%	4,287	100.0%	6,631	100.0%	6,482	100.0%
Missing case(s)	5		<1		0		0		5		<1	

Education attainment:	Pro-democracy camp supporters				Non-pro-democracy camp supporters #				Total			
	Raw sample		Weighted sample		Raw sample		Weighted sample		Raw sample		Weighted sample	
	Freq	%	Freq	%	Freq	%	Freq	%	Freq	%	Freq	%
Primary or below	11	0.2%	<1	<0.1%	3	0.4%	103	2.4%	14	0.2%	103	1.6%
Secondary	900	15.2%	814	37.1%	155	22.2%	1,506	35.2%	1,055	15.9%	2,320	35.8%
Tertiary or above	5,020	84.6%	1,382	62.9%	540	77.4%	2,672	62.4%	5,560	83.9%	4,053	62.6%
Total	5,931	100.0%	2,195	100.0%	698	100.0%	4,281	100.0%	6,629	100.0%	6,476	100.0%
Missing case(s)	3		<1		4		6		7		6	

Occupation:	Pro-democracy camp supporters				Non-pro-democracy camp supporters #				Total			
	Raw sample		Weighted sample		Raw sample		Weighted sample		Raw sample		Weighted sample	
	Freq	%	Freq	%	Freq	%	Freq	%	Freq	%	Freq	%
Administrators and professionals	2,387	40.3%	349	15.9%	238	34.1%	896	21.0%	2,625	39.6%	1,245	19.3%
Clerks and service workers	1,571	26.5%	746	34.0%	190	27.3%	1,139	26.7%	1,761	26.6%	1,886	29.1%
Workers	116	2.0%	131	6.0%	19	2.7%	175	4.1%	135	2.0%	306	4.7%
Students	236	4.0%	150	6.8%	15	2.2%	282	6.6%	251	3.8%	432	6.7%
Home-makers / housewives	280	4.7%	308	14.0%	25	3.6%	258	6.0%	305	4.6%	566	8.7%
Others	1,334	22.5%	511	23.3%	210	30.1%	1,523	35.6%	1,544	23.3%	2,034	31.4%
Total	5,924	100.0%	2,195	100.0%	697	100.0%	4,274	100.0%	6,621	100.0%	6,469	100.0%
Missing case(s)	10		<1		5		13		15		13	

District:	Pro-democracy camp supporters				Non-pro-democracy camp supporters #				Total			
	Raw sample		Weighted sample		Raw sample		Weighted sample		Raw sample		Weighted sample	
	Freq	%	Freq	%	Freq	%	Freq	%	Freq	%	Freq	%
Central & Western	230	3.9%	34	1.6%	29	4.2%	185	4.3%	259	3.9%	220	3.4%
Wan Chai	152	2.6%	13	0.6%	17	2.5%	98	2.3%	169	2.6%	112	1.7%
Eastern	595	10.1%	155	7.2%	76	11.0%	315	7.4%	671	10.2%	470	7.3%
Southern	238	4.0%	124	5.8%	33	4.8%	152	3.5%	271	4.1%	276	4.3%
Yau Tsim Mong	251	4.3%	70	3.3%	29	4.2%	120	2.8%	280	4.3%	190	3.0%
Sham Shui Po	295	5.0%	113	5.2%	32	4.6%	287	6.7%	327	5.0%	399	6.2%
Kowloon City	322	5.5%	136	6.3%	45	6.5%	320	7.5%	367	5.6%	456	7.1%
Wong Tai Sin	299	5.1%	159	7.4%	35	5.1%	209	4.9%	334	5.1%	368	5.7%
Kwun Tong	403	6.9%	240	11.1%	52	7.5%	250	5.9%	455	6.9%	490	7.6%
Tsuen Wan	276	4.7%	55	2.6%	42	6.1%	248	5.8%	318	4.8%	303	4.7%
Tuen Mun	332	5.6%	222	10.3%	40	5.8%	235	5.5%	372	5.7%	456	7.1%
Yuen Long	391	6.7%	81	3.8%	50	7.2%	368	8.6%	441	6.7%	449	7.0%
North	190	3.2%	51	2.4%	15	2.2%	108	2.5%	205	3.1%	159	2.5%
Tai Po	251	4.3%	88	4.1%	28	4.0%	198	4.6%	279	4.2%	286	4.4%
Sai Kung	485	8.3%	104	4.8%	46	6.6%	420	9.8%	531	8.1%	524	8.1%
Sha Tin	706	12.0%	271	12.6%	70	10.1%	326	7.6%	776	11.8%	597	9.3%
Kwai Tsing	336	5.7%	195	9.0%	41	5.9%	314	7.4%	377	5.7%	509	7.9%
Islands	125	2.1%	44	2.0%	12	1.7%	121	2.8%	137	2.1%	165	2.6%
Total	5,877	100.0%	2,157	100.0%	692	100.0%	4,271	100.0%	6,569	100.0%	6,428	100.0%
Missing case(s)	57		38		10		15		67		54	

Political inclination:	Pro-democracy camp supporters				Non-pro-democracy camp supporters #				Total			
	Raw sample		Weighted sample		Raw sample		Weighted sample		Raw sample		Weighted sample	
	Freq	%	Freq	%	Freq	%	Freq	%	Freq	%	Freq	%
Pro-democracy camp	3,396	57.2%	1,461	66.5%	0	0.0%	0	0.0%	3,396	51.2%	1,461	22.5%
Pro-establishment camp	0	0.0%	0	0.0%	43	6.1%	685	16.0%	43	0.6%	685	10.6%
Localist	2,538	42.8%	735	33.5%	0	0.0%	0	0.0%	2,538	38.2%	735	11.3%
Centrist	0	0.0%	0	0.0%	239	34.0%	1,594	37.2%	239	3.6%	1,594	24.6%
Others	0	0.0%	0	0.0%	0	0.0%	0	0.0%	0	0.0%	0	0.0%
No political inclination / politically neutral / don't belong to any camp	0	0.0%	0	0.0%	420	59.8%	2,007	46.8%	420	6.3%	2,007	31.0%
Don't know / hard to say	0	0.0%	0	0.0%	0	0.0%	0	0.0%	0	0.0%	0	0.0%
Total	5,934	100.0%	2,196	100.0%	702	100.0%	4,287	100.0%	6,636	100.0%	6,482	100.0%
Missing case(s)	0		0		0		0		0		0	

Voted political camp:	Pro-democracy camp supporters				Non-pro-democracy camp supporters #				Total			
	Raw sample		Weighted sample		Raw sample		Weighted sample		Raw sample		Weighted sample	
	Freq	%	Freq	%	Freq	%	Freq	%	Freq	%	Freq	%
Democratic	5,638	95.4%	1,104	50.6%	440	62.8%	556	13.0%	6,078	92.0%	1,660	25.7%
Non-democratic	13	0.2%	83	3.8%	109	15.5%	2,086	48.8%	122	1.8%	2,169	33.6%
Did not vote / blank vote / void vote / don't know / hard to say / refuse to answer	183	3.1%	624	28.6%	115	16.4%	1,273	29.8%	298	4.5%	1,897	29.4%
Not a registered voter	74	1.3%	373	17.1%	37	5.3%	356	8.3%	111	1.7%	729	11.3%
Total	5,908	100.0%	2,185	100.0%	701	100.0%	4,270	100.0%	6,609	100.0%	6,455	100.0%

\*(Only for respondents aged 18 or above or refuse to answer age)

# Including pro-establishment camp supporters, centrist supporters, no political inclination / politically neutral / do not belong to any camp



**Appendix 2: Contact Information**

Total valid samples	6,981
Survey period	16-19/8/2021
Success rate	7.6%
Questionnaires sent out	91,948
Questionnaires received	7,441
Ineligible samples	79
Invalid samples	0
Incomplete samples	381
Standard error	0.6%
Sampling error	3.5%

### Appendix 3: Quantitative analyses

#### Q1 Survey results; Survey period: 16-19/8/2021

Q1 How confident are you in Hong Kong's political environment in future?	Pro-democracy camp supporters	Non-pro-democracy camp supporters #	Total
	Percentages (Base=2,196)	Percentages (Base=4,287)	Percentages (Base=6,482)
Very confident	1.7%	19.5%	13.5%
Somewhat confident } Confident	1.7% } 3.3%	27.7% } 47.2%	18.9% } 32.3%
Half-half	0.5%	15.0%	10.1%
Somewhat unconfident } Unconfident	10.2% } 94.2%	10.1% } 36.0%	10.1% } 55.7%
Very unconfident	83.9%	26.0%	45.6%
Don't know / hard to say	2.0%	1.8%	1.9%
Total	100.0%	100.0%	100.0%
Mean values	1.2	3.0	2.4
Standard error of mean	<0.1	<0.1	<0.1
Median	1.0	3.0	2.0
Refuse to answer	<1	0	<1
<b>Net value (Confident- Unconfident)</b>	<b>-90.9%</b>	<b>+11.2%</b>	<b>-23.4%</b>

# Including pro-establishment camp supporters, centrist supporters, no political inclination / politically neutral / do not belong to any camp

**Q2 Survey results; Survey period: 16-19/8/2021**

Q2 How confident are you in the level of personal freedom enjoyed by Hong Kong people in future?	Pro-democracy camp supporters	Non-pro-democracy camp supporters #	Total
	Percentages (Base=2,159)	Percentages (Base=4,287)	Percentages (Base=6,446)
Very confident	1.7%	24.1%	16.6%
Somewhat confident } Confident	1.6% } 3.2%	30.0% } 54.0%	20.4% } 37.0%
Half-half	2.4%	10.6%	7.9%
Somewhat unconfident } Unconfident	13.7% } 93.4%	7.6% } 34.2%	9.6% } 54.0%
Very unconfident	79.7%	26.7%	44.4%
Don't know / hard to say	1.0%	1.1%	1.1%
<b>Total</b>	<b>100.0%</b>	<b>100.0%</b>	<b>100.0%</b>
Mean values	1.3	3.2	2.5
Standard error of mean	<0.1	<0.1	<0.1
Median	1.0	4.0	2.0
<i>Refuse to answer</i>	37	0	37
<b>Net value (Confident- Unconfident)</b>	<b>-90.1%</b>	<b>+19.8%</b>	<b>-17.0%</b>

# Including pro-establishment camp supporters, centrist supporters, no political inclination / politically neutral / do not belong to any camp

**Q3 Survey results; Survey period: 16-19/8/2021**

Q3 How confident are you in Hong Kong's economic prospects?	Pro-democracy camp supporters	Non-pro-democracy camp supporters #	Total
	Percentages (Base=2,195)	Percentages (Base=4,287)	Percentages (Base=6,482)
Very confident	1.0%	17.3%	11.8%
Somewhat confident } Confident	2.5% } 3.5%	39.8% } 57.1%	27.2% } 39.0%
Half-half	22.6%	15.8%	18.1%
Somewhat unconfident } Unconfident	33.4% } 71.3%	18.1% } 27.0%	23.3% } 42.0%
Very unconfident	37.8%	8.9%	18.7%
Don't know / hard to say	2.7%	0.0%	0.9%
Total	100.0%	100.0%	100.0%
Mean values	1.9	3.4	2.9
Standard error of mean	<0.1	<0.1	<0.1
Median	2.0	4.0	3.0
Refuse to answer	<1	0	0
<b>Net value (Confident- Unconfident)</b>	<b>-67.8%</b>	<b>+30.1%</b>	<b>-3.1%</b>

# Including pro-establishment camp supporters, centrist supporters, no political inclination / politically neutral / do not belong to any camp

**Q4 Survey results; Survey period: 16-19/8/2021**

Q4 How confident are you in Mainland China's political environment in future?	Pro-democracy camp supporters	Non-pro-democracy camp supporters #	Total
	Percentages (Base=2,196)	Percentages (Base=4,287)	Percentages (Base=6,482)
Very confident	1.7%	17.5%	12.1%
Somewhat confident } Confident	0.1% } 1.8%	35.2% } 52.7%	23.3% } 35.5%
Half-half	3.9%	9.9%	7.9%
Somewhat unconfident } Unconfident	8.9% } 85.6%	10.9% } 30.8%	10.2% } 49.4%
Very unconfident	76.7%	19.9%	39.1%
Don't know / hard to say	8.7%	6.6%	7.3%
Total	100.0%	100.0%	100.0%
Mean values	1.3	3.2	2.5
Standard error of mean	<0.1	<0.1	<0.1
Median	1.0	4.0	2.0
Refuse to answer	0	0	<1
<b>Net value (Confident- Unconfident)</b>	<b>-83.8%</b>	<b>+21.9%</b>	<b>-13.9%</b>

# Including pro-establishment camp supporters, centrist supporters, no political inclination / politically neutral / do not belong to any camp

**Q5 Survey results; Survey period: 16-19/8/2021**

Q5 Do you currently have any plan to leave Hong Kong permanently?	Pro-democracy camp supporters	Non-pro-democracy camp supporters #	Total
	Percentages (Base=2,195)	Percentages (Base=4,287)	Percentages (Base=6,482)
Yes, ready to leave anytime	1.3%	2.5%	2.1%
Yes, under preparation } Yes	8.7%	3.3%	5.1%
Yes, but no preparation has been made yet	25.5%	5.6%	12.3%
No, but would seek to leave if situation worsen } No	42.4%	33.6%	36.6%
No, will not leave under any circumstances	10.8%	47.2%	34.8%
Already left permanently	0.9%	0.3%	0.5%
Temporarily not in Hong Kong (e.g., studying abroad)	1.3%	0.8%	1.0%
Don't know / hard to say	9.1%	6.7%	7.5%
Total	100.0%	100.0%	100.0%
Refuse to answer	<1	0	<1

# Including pro-establishment camp supporters, centrist supporters, no political inclination / politically neutral / do not belong to any camp

**Q6 Survey results; Survey period: 16-19/8/2021**

Q6 Worsening of condition in which of the following aspects would have the strongest effect of causing you to seek to leave Hong Kong permanently?	Pro-democracy camp supporters	Non-pro-democracy camp supporters #	Total
	Percentages (Base=1,909)	Percentages (Base=2,251)	Percentages (Base=4,160)
Personal freedom	51.2%	32.7%	41.2%
Personal standard of living	6.1%	17.0%	12.0%
Prospects of family members	7.3%	14.2%	11.1%
Hong Kong's politics	20.6%	6.0%	12.7%
Hong Kong's economic prospects	3.5%	12.0%	8.1%
Others	3.0%	8.3%	5.9%
Don't know / hard to say	8.2%	9.7%	9.0%
Total	100.0%	100.0%	100.0%
<i>Refuse to answer</i>	29	0	29

# Including pro-establishment camp supporters, centrist supporters, no political inclination / politically neutral / do not belong to any camp

## Appendix 4: Survey questionnaire (16-19/8/2021)

### We Hongkongers & Community Health Survey

Hong Kong Public Opinion Research Institute is politically neutral. We welcome different opinions. All personal data will be kept strictly confidential. You can fill in the questionnaire again to express your latest views. When we need to work on the data, your last submission will be used. For enquiries, please email us at [panel@pori.hk](mailto:panel@pori.hk).

Last updated: xxxx-xx-xx

Tentative next update: xxxx-xx-xx

**\*Required**

#### Eligibility Confirmation

**Are you a Hong Kong resident aged 12 or above? \***

- Yes
- No

**(New member) Please first register as a HKPOP Panel member at**

**<https://www.pori.hk/panel.html?lang=en> \***

- Already registered as a member earlier (Please go to the survey platform by clicking on the designated hyperlink sent to you by email)
- Have just registered as a member
- Not yet registered as a member, and will register after completing the survey (Please note: Your response will be removed if you have not yet successfully registered as a member at the time of data analysis)

**(New member) Email used / will be used in registration: \***

#### We Hongkongers Series

**How confident are you in Hong Kong's political environment in future?**

- Very confident
- Somewhat confident
- Half-half
- Somewhat unconfident
- Very unconfident
- Don't know / hard to say



**How confident are you in the level of personal freedom enjoyed by Hong Kong people in future?**

- Very confident
- Somewhat confident
- Half-half
- Somewhat unconfident
- Very unconfident
- Don't know / hard to say

**How confident are you in Hong Kong's economic prospects?**

- Very confident
- Somewhat confident
- Half-half
- Somewhat unconfident
- Very unconfident
- Don't know / hard to say

**How confident are you in Mainland China's political environment in future?**

- Very confident
- Somewhat confident
- Half-half
- Somewhat unconfident
- Very unconfident
- Don't know / hard to say

**We Hongkongers Series****Do you currently have any plan to leave Hong Kong permanently?**

- Yes, ready to leave anytime
- Yes, under preparation
- Yes, but no preparation has been made yet
- No, but would seek to leave if situation worsens to an unacceptable level
- No, will not leave under any circumstances  Skip the next question
- Already left permanently  Skip the next question
- Temporarily not in Hong Kong (e.g., studying abroad)
- Don't know / hard to say

**Worsening of condition in which of the following aspects would have the strongest effect of causing you to seek to leave Hong Kong permanently?**

(Please choose the ONE answer closest to your thought)

- Personal freedom
- Personal standard of living

- Prospects of family members
- Hong Kong's politics
- Hong Kong's economic prospects
- Other: \_\_\_\_\_
- Don't know / hard to say

### Community Health

**How likely do you think it is that you will contract novel coronavirus pneumonia over the next one month?**

(Please select the closest answer)

- |                                |              |                                |
|--------------------------------|--------------|--------------------------------|
| ○ 0% chance (Certainly not)    | ○ 20% chance | ○ 70% chance                   |
| ○ 0.001% chance (1 in 100,000) | ○ 25% chance | ○ 80% chance                   |
| ○ 0.01% chance (1 in 10,000)   | ○ 30% chance | ○ 90% chance                   |
| ○ 0.1% chance (1 in 1,000)     | ○ 35% chance | ○ 100% chance (Certainly will) |
| ○ 1% chance (1 in 100)         | ○ 40% chance | ○ _____ % chance               |
| ○ 5% chance (1 in 20)          | ○ 45% chance | ○ Don't know / hard to say     |
| ○ 10% chance (1 in 10)         | ○ 50% chance |                                |
| ○ 15% chance                   | ○ 60% chance |                                |

**For reference, there is 1 newly confirmed case on August 15, 2021**

**Do you think the regulation prohibiting gatherings of more than a specific number of people in public places should be completely lifted unconditionally in Hong Kong?**

- Yes, the ban should be lifted unconditionally  [Skip questions related to this regulation](#)
- No, it should depend on the epidemic situation
- Don't know / hard to say

**How many newly confirmed cases each day should there be before it would be appropriate to prohibit gatherings of more than 2 people?**

(The pandemic should be at its worst)

- Number of newly confirmed cases each day: \_\_\_\_\_
- Don't know / hard to say

**How many newly confirmed cases each day should there be before it would be appropriate to prohibit gatherings of more than 4 people?**

- Number of newly confirmed cases each day: \_\_\_\_\_
- Don't know / hard to say

**How many newly confirmed cases each day should there be before it would be appropriate to prohibit gatherings of more than 8 people?**

- Number of newly confirmed cases each day: \_\_\_\_\_

- Don't know / hard to say

**How many newly confirmed cases each day should there be before it would be appropriate to prohibit gatherings of more than 16 people?**

- Number of newly confirmed cases each day: \_\_\_\_\_
- Don't know / hard to say

**If necessary, please list combinations of [number of cases & number of people allowed in gatherings] that you think is appropriate in the field below:**

\_\_\_\_\_

**After how many days of zero infection do you think the group gathering ban should be lifted altogether?**

\_\_\_\_\_ day(s)

**How satisfied or dissatisfied are you with the government's performance in handling novel coronavirus pneumonia?**

- Very much satisfied
- Somewhat satisfied
- Half-half
- Somewhat dissatisfied
- Very much dissatisfied
- Don't know / hard to say

**Other Opinions**

**Please rate on a scale of 0 to 100 your extent of support to the Chief Executive Carrie Lam, with 0 indicating absolutely not supportive, 100 indicating absolutely supportive and 50 indicating half-half. How would you rate the Chief Executive Carrie Lam?**

- \_\_\_\_\_
- Don't know / hard to say

**Generally speaking, how satisfied or dissatisfied are you with the current ..... in Hong Kong?**

(Randomise the three conditions)

	Very much satisfied	Somewhat satisfied	Half-half	Somewhat dissatisfied	Very much dissatisfied	Don't know / hard to say
Political condition						
Economic condition						
Livelihood condition						

## Other Opinions

### Do you have any survey question to suggest for our surveys?

(If you do not have any suggestion, please leave this space blank.)

---

### Do you have any message you want us to forward to your District Councillor or other locally known persons you name here? (Please provide their identities and your contacts)

(The request you make here is not part of our study. We simply want to assist people who want to send a message to current or former District Councillor, new or senior community leaders, persons in charge of community organisations, and so on. If you do not have any suggestion, please leave this space blank.)

---

## Personal Information

**(Registered member)** This section is about personal information. If you have already provided relevant information in this survey series and have nothing to add or update, you may skip these questions. We will use the past data you provided in this survey series for analysis.

- I have already provided my personal information, and has nothing to add or update ([skip questions on personal information](#))
- Provide / update personal information now

### Gender

- Male
- Female
- Other

### Age

- \_\_\_\_\_ years old
- 40 - 44
- 12 - 14
- 45 - 49
- 15 - 17
- 50 - 54
- 18 - 19
- 55 - 59
- 20 - 24
- 60 - 64
- 25 - 29
- 65 - 69
- 30 - 34
- 70 or above
- 35 - 39

### Educational attainment

(The highest level attended, regardless of whether you have completed the course, including what you are attending)

- Primary or below
- Lower secondary (Secondary 1 to 3)
- Upper secondary (Secondary 4 to 7 / DSE / Yi Jin)

- Tertiary: non-degree course (including diploma / certificate / sub-degree course)
- Tertiary: bachelor degree course
- Tertiary: postgraduate school or above

### Occupation

(Owner / self-employed / freelance / part time / civil servant are not valid answers, please answer according to the job nature or content)

- Administrator and professional
- Clerical and service worker
- Production worker
- Student
- Home-maker / housewife
- Retired person
- Unemployed / between jobs / other non-employed
- Other: \_\_\_\_\_

### Which of the following best describes your political inclination?

(Randomise the four camps)

- Localist
- Pro-democracy camp
- Centrist
- Pro-establishment camp
- Other: \_\_\_\_\_
- No political inclination / politically neutral / do not belong to any camp
- Don't know / hard to say

### Area of residence

- |                              |                |                  |
|------------------------------|----------------|------------------|
| ○ Central & Western District | ○ Kowloon City | ○ North District |
| ○ Wan Chai                   | ○ Wong Tai Sin | ○ Tai Po         |
| ○ Eastern District           | ○ Kwun Tong    | ○ Sai Kung       |
| ○ Southern District          | ○ Tsuen Wan    | ○ Sha Tin        |
| ○ Yau Tsim Mong              | ○ Tuen Mun     | ○ Kwai Tsing     |
| ○ Sham Shui Po               | ○ Yuen Long    | ○ Islands        |

### Which candidate did you vote for in the 2019 District Council Election?

- Candidate of pro-democracy camp, including localist
- Candidate of non-pro-democracy camp, including pro-establishment camp and centrist
- Don't know / hard to say
- Blank / void vote
- Did not vote (was a registered voter of the election)
- Did not vote (was not a registered voter of the election)

**End of Questionnaire**

Thank you for completing the survey. For enquiries, please email us at [panel@pori.hk](mailto:panel@pori.hk).