


POP



HONG KONG PUBLIC OPINION PROGRAM


HONG KONG PUBLIC OPINION RESEARCH INSTITUTE

香港民意研究所 之 香港民意研究計劃

Latest Tracking Poll Results

September 28, 2021

POP



HONG KONG PUBLIC OPINION PROGRAM

HONG KONG PUBLIC OPINION RESEARCH INSTITUTE

香港民意研究所 之 香港民意研究計劃

限聚指數

Group Gathering Prohibition Index

28/9/2021

樣本資料 - 限聚指數基準調查

Contact Information - Group Gathering Prohibition Index Benchmark Survey

3

	香港民研意見群組成員 HKPOP Panel
調查日期 Survey date	13/9 15:00 – 20/9 15:00
調查方法 Survey method	以電郵接觸群組成員，並於網上完成調查 Online survey
訪問對象 Target population	十二歲或以上的香港市民 Hong Kong residents aged 12+
總成功樣本 Total sample size	6,210
回應比率 Response rate	6.8%
抽樣誤差 Sampling error	95% 置信水平，百分比誤差 +/-1% Sampling error of percentages at +/-1% at 95% confidence level
加權方法 Weighting method	按照1) 政府統計處提供的全港人口年齡及性別分佈統計數字、各區議會人口數字； 2) 選舉事務處提供的區議會選舉結果；3) 常規調查中的特首評分分佈數字，以 「反覆多重加權法」作出調整。 The figures are rim-weighted according to 1) gender-age distribution of Hong Kong population and by District Councils population figures from Census and Statistics Department; 2) Voting results of District Councils Election from Registration and Electoral Office; 3) rating distribution of Chief Executive from regular tracking surveys.

限聚指數

Group Gathering Prohibition Index

4

- **最新調查日期 Latest survey date: 13-20/9/2021 (N=6,210)**
- **上次調查日期 Last survey date: 16-23/8/2021 (N=7,456)**
- **上上次調查日期 Second last survey date: 16-21/7/2021 (N=5,636)**

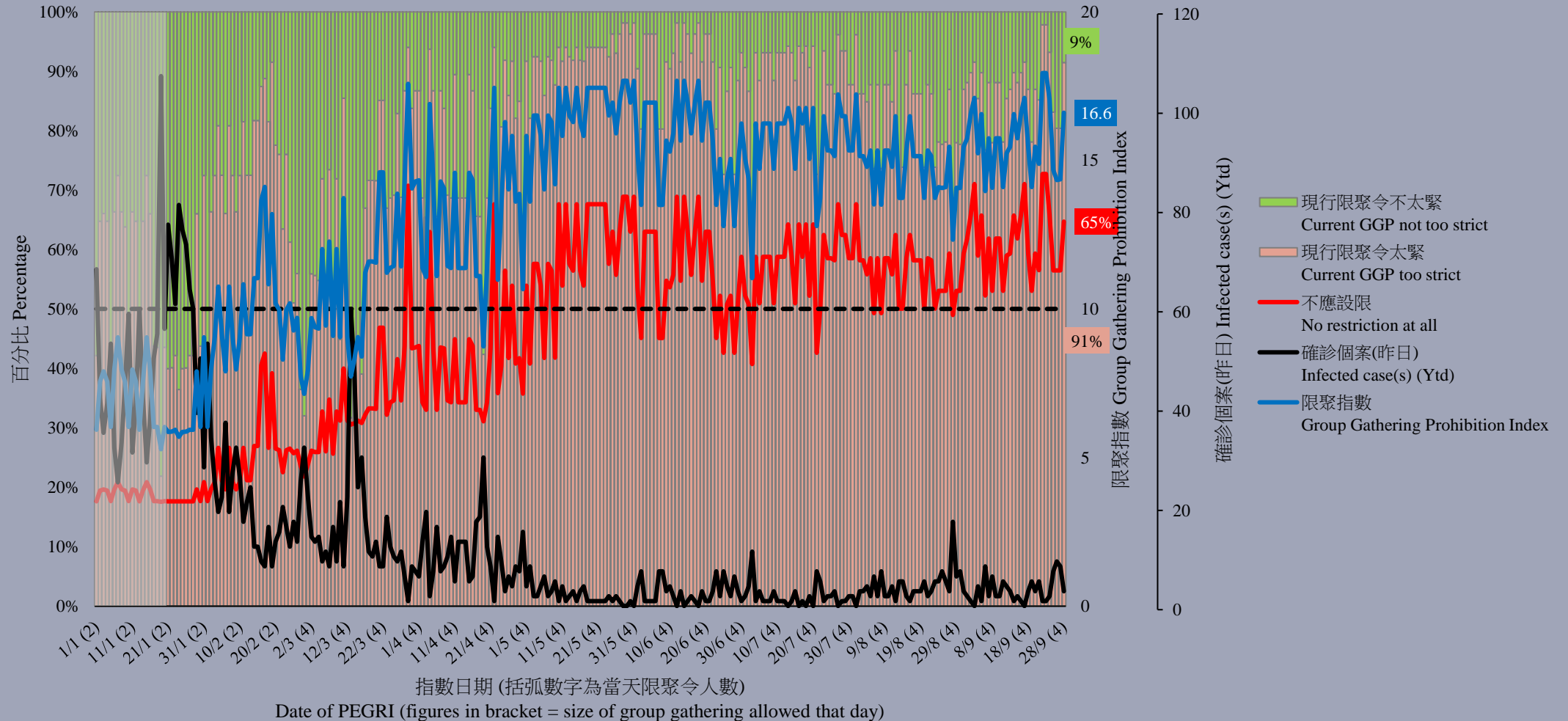
意見題目	Opinion Questions
<p>你認為香港應否無條件全面撤銷「限聚令」？</p> <ul style="list-style-type: none">▪ 應該無條件撤銷「限聚令」▪ 不應該，應視乎疫情而定▪ 不知道／很難說 <p>[追問沒有選擇應該“無條件撤銷「限聚令」”者] 你認為每天新增確診個案數應是多少，才適合將「限聚令」訂於2人？ 你認為每天新增確診個案數應是多少，才適合將「限聚令」訂於4人？ 你認為每天新增確診個案數應是多少，才適合將「限聚令」訂於8人？ 你認為每天新增確診個案數應是多少，才適合將「限聚令」訂於16人？ 你認為感染個案清零多少天後，限聚令應該全面撤銷？</p> <p>請於以下欄位列舉你認為合適的 [個案數 及 限聚人數] 組合.....</p>	<p>Do you think the regulation prohibiting gatherings of more than a specific number of people in public places should be completely lifted unconditionally in Hong Kong?</p> <ul style="list-style-type: none">▪ Yes, the ban should be lifted unconditionally▪ No, it should depend on the epidemic situation▪ Don't know / hard to say <p>[For respondents NOT answering “Yes, the ban should be lifted unconditionally”] How many newly confirmed cases each day should there be before it would be appropriate to prohibit gatherings of more than 2 people? How many newly confirmed cases each day should there be before it would be appropriate to prohibit gatherings of more than 4 people? How many newly confirmed cases each day should there be before it would be appropriate to prohibit gatherings of more than 8 people? How many newly confirmed cases each day should there be before it would be appropriate to prohibit gatherings of more than 16 people? After how many days of zero infection do you think the group gathering ban should be lifted altogether?</p> <p>Please list combinations of [number of cases & number of people allowed in gatherings] that you think is appropriate in the field below:</p>

調查結果 - 限聚接受程度

Survey Result – Group Gathering Prohibition Acceptance Level

5

限聚接受程度 Group Gathering Prohibition Acceptance Level



限聚指數 - 分析評論


Group Gathering Prohibition Index – Commentary

6

香港教育中心商會副主席任偉豪指出：「前天8個確診輸入個案中，有7個已接種兩劑疫苗；而昨天3個確診輸入個案，則全已接種兩劑疫苗。單看這兩天的數據，疫苗可防止感染的說法已完全站不住腳。疫苗可達到的效果已被過分誇大，包括能達致群體免疫。如果接種疫苗是需要付費的話，恐怕已違反《商品說明條例》。因此，政府不需再用太大的力度去『谷針』，反正接種疫苗也不是來往中港過境的必要條件。」

Vice Chairman of The Hong Kong Chamber of Education Centres Yam Wai Ho observed, “Of the 8 confirmed imported cases the day before yesterday, 7 had received two doses of vaccine. Of the 3 confirmed imported cases yesterday, all have been vaccinated with two doses. The claim that vaccines can prevent infection is completely untenable. The effectiveness of vaccines has been over-exaggerated, include herd immunity. If vaccination is a product for sale, I am afraid that it has already violated the Trade Descriptions Ordinance. This means that the government does not need to push for vaccination so much, especially that it is not a necessary condition for border crossing between Hong Kong and the mainland.”

POP



HONG KONG PUBLIC OPINION PROGRAM

HONG KONG PUBLIC OPINION RESEARCH INSTITUTE

香港民意研究所 之 香港民意研究計劃

Latest Tracking Poll Results

September 28, 2021

Contact Information

8

	Political Groups Naming	Political Groups Rating and Others
Date of survey	6-10/9/2021	16-23/9/2021
Survey method	Random telephone survey conducted by real interviewers	
Target population	Cantonese-speaking Hong Kong residents aged 18 or above	
Sample size	1,000 (including 500 landline and 500 mobile samples)	1,036 (including 517 landline and 519 mobile samples)
Effective response	44.2%	44.1%
Sampling error	Sampling error of percentages not more than +/-4%, that of net values not more than +/-7% and that of ratings not more than +/-2.7 at 95% conf. level	
Weighting method	Rim-weighted according to figures provided by the Census and Statistics Department. The gender-age distribution of the Hong Kong population came from “Mid-year population for 2020”, while the educational attainment (highest level attended) distribution and economic activity status distribution came from “Women and Men in Hong Kong - Key Statistics (2020 Edition)”.	

Survey Topic

9

- Popularity of Chief Executive
- Popularity of HKSAR Government
 - People's satisfaction with the HKSAR Government
 - People's trust in the HKSAR Government
 - People's appraisals of society's conditions
- Public Sentiment Index
- Popularity of political groups
 - Top 10 political groups - Naming
 - Top 10 political groups - Rating

Survey Result - Popularity of Chief Executive

● Popularity of Chief Executive

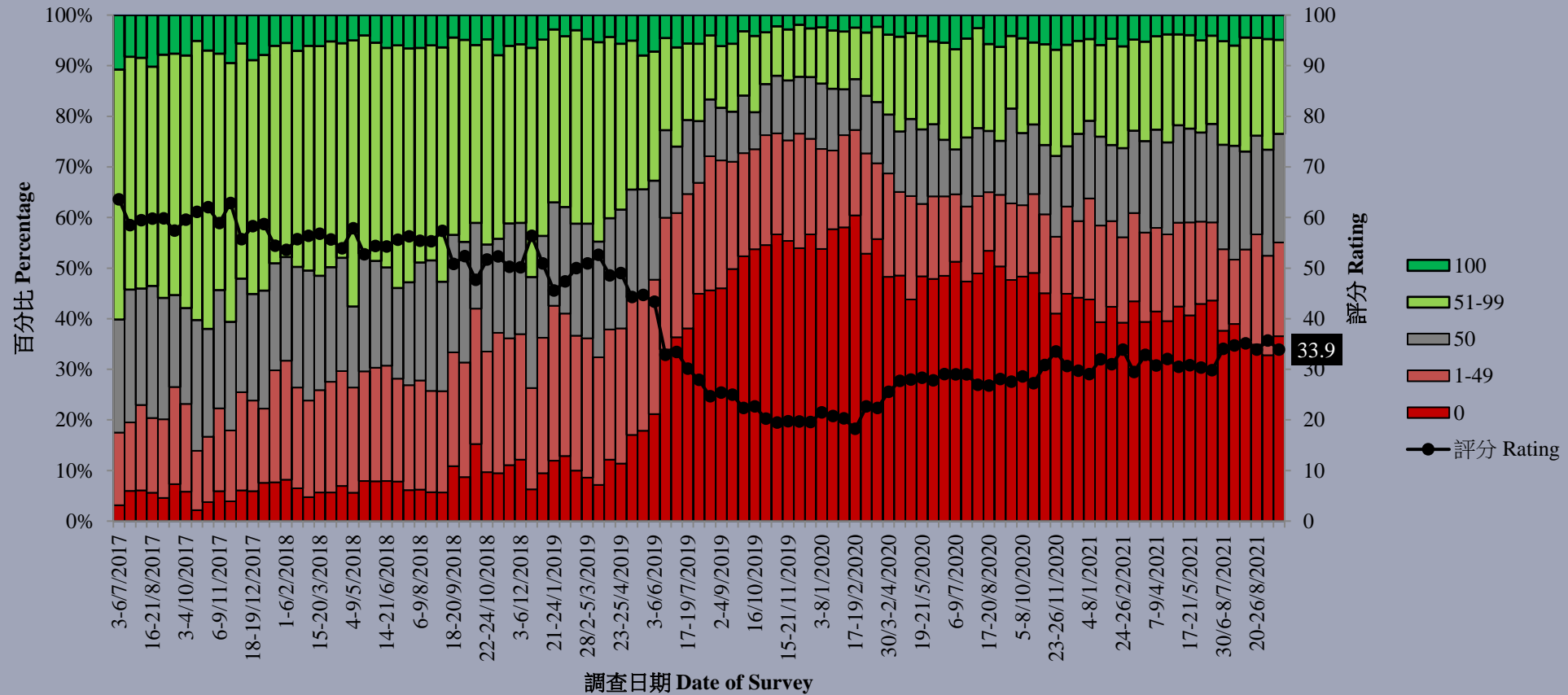
		6-10/9/2021	16-23/9/2021	Change	Record
CE Carrie Lam	Rating	35.6	33.9	▼1.8	Record low since Aug. 2021
	Vote of confidence	24%	20%	▼4% *	Record low since Jun. 2021
	Vote of no confidence	65%	66%	▲1%	Record high since Aug. 2021
	Net approval rate	-41%	-46%	▼5%	Record low since Aug. 2021

- Our latest survey shows that the popularity rating of CE Carrie Lam is 33.9 marks, with 36% of respondents giving her 0 mark. Her approval rate is 20%, disapproval rate 66%, giving a net popularity of negative 46 percentage points. The rating and net popularity have not changed much from half a month ago.

* Significant change

Survey Result - Popularity of Chief Executive

特首林鄭月娥評分 (按次計算)
Rating for Chief Executive Carrie Lam (Per Poll)
(7/2017 – 9/2021)



Survey Topic

15

- Popularity of Chief Executive
- Popularity of HKSAR Government
 - People's satisfaction with the HKSAR Government
 - People's trust in the HKSAR Government
 - People's appraisals of society's conditions
- Public Sentiment Index
- Popularity of political groups
 - Top 10 political groups - Naming
 - Top 10 political groups - Rating

Survey Result - Popularity of HKSAR Government

16

● People's satisfaction with the HKSAR Government

	20-26/8/2021	16-23/9/2021	Change	Record
Satisfaction rate	21%	25%	▲4%	Record high since May 2019
Dissatisfaction rate	59%	54%	▼5%	Record low since Apr. 2019
Net satisfaction rate	-38%	-30%	▲8%	Record high since May 2019
Mean value	2.3	2.4	▲0.1	Record high since May 2019

- Regarding the HKSAR Government, the latest satisfaction rate is 25%, whereas dissatisfaction rate stands at 54%, thus the net satisfaction is negative 30 percentage points, registering a **record high** since May 2019. The mean score is 2.4, meaning between “quite dissatisfied” and “half-half” in general. Figures have not changed much from a month ago.

Survey Result - Popularity of HKSAR Government

17

● People's trust in the HKSAR Government

	20-26/8/2021	16-23/9/2021	Change	Record
Trust	34%	35%	▲1%	Record high since Jul. 2021
Distrust	50%	48%	▼2%	Record low since Mar. 2019
Net trust	-16%	-13%	▲3%	Record high since Jul. 2021
Mean value	2.6	2.6	▲0.1	Record high since Jul. 2021

- Regarding people's trust in the HKSAR Government, 35% of the respondents expressed trust, 48% expressed distrust, thus the net trust value is negative 13 percentage points. The mean score is 2.6, meaning between “quite distrust” and “half-half” in general. All these figures have not changed much from a month ago.

Survey Result - Popularity of HKSAR Government

18

● People's appraisals of society's conditions

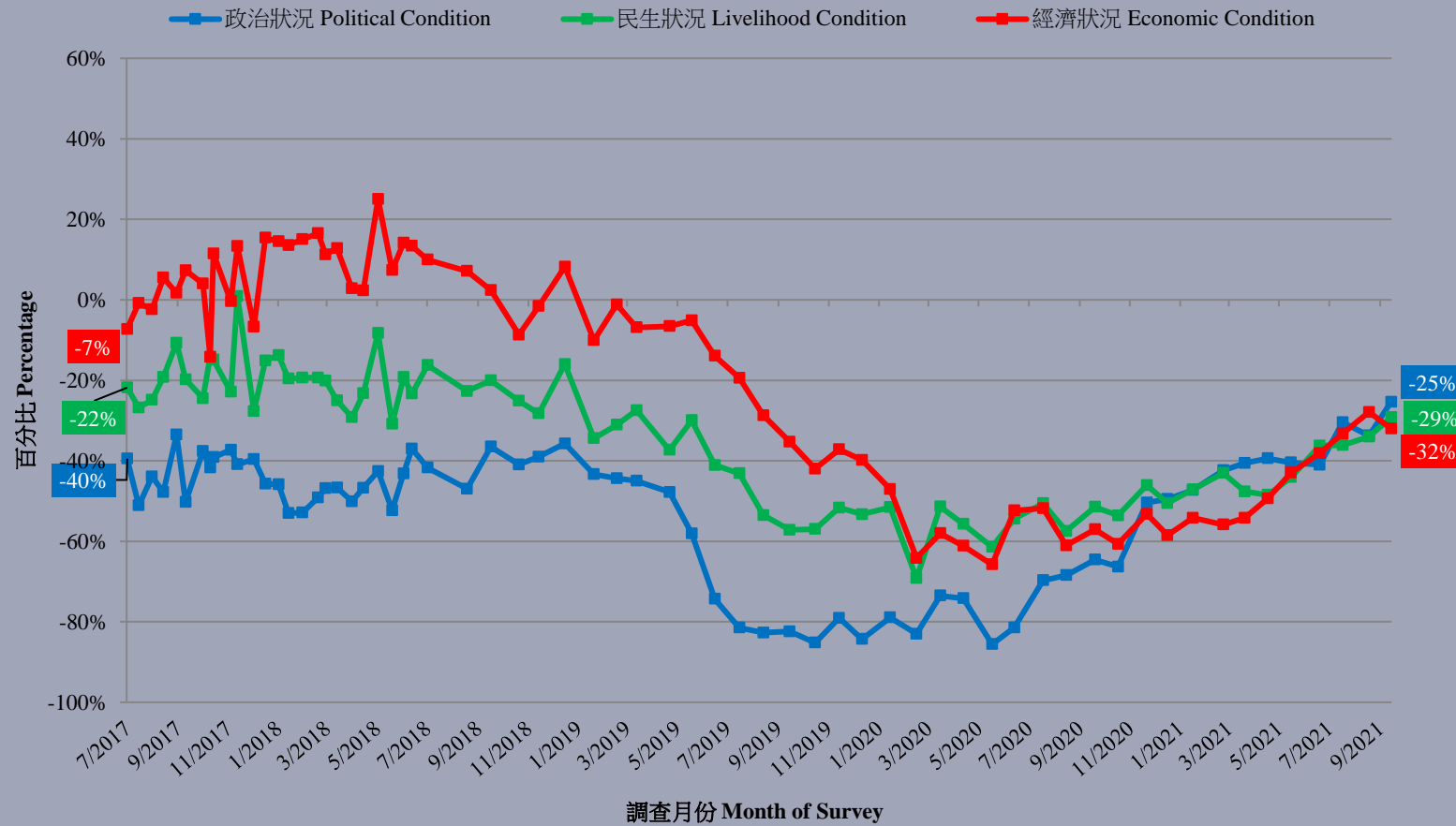
	20-26/8/2021	16-23/9/2021	Change	Record
Political condition	-34%	-25%	▲8% *	Record high since Dec. 2011
Livelihood condition	-34%	-29%	▲5%	Record high since Mar. 2019
Economic condition	-28%	-32%	▼4%	Record low since Jul. 2021

- As for people's satisfaction with the current political, livelihood and economic conditions, the latest net satisfaction rates are negative 25, negative 29 and negative 32 percentage points respectively. Compared to last month, the net satisfaction rate for political condition has significantly increased by 8 percentage points, registering a **record high** since 2011, while the net satisfaction rate for livelihood condition has also registered a **record high** since March 2019.

* Significant change

Survey Result - Popularity of HKSAR Government

市民對社會狀況的評價滿意率淨值 (按次計算)
Net satisfaction rates of people's appraisals of society's conditions (Per Poll)
(7/2017 – 9/2021)



Survey Topic

20

- Popularity of Chief Executive
- Popularity of HKSAR Government
 - People's satisfaction with the HKSAR Government
 - People's trust in the HKSAR Government
 - People's appraisals of society's conditions
- **Public Sentiment Index**
- Popularity of political groups
 - Top 10 political groups - Naming
 - Top 10 political groups - Rating

Survey Result - Public Sentiment Index

21

● Public Sentiment Index (PSI)

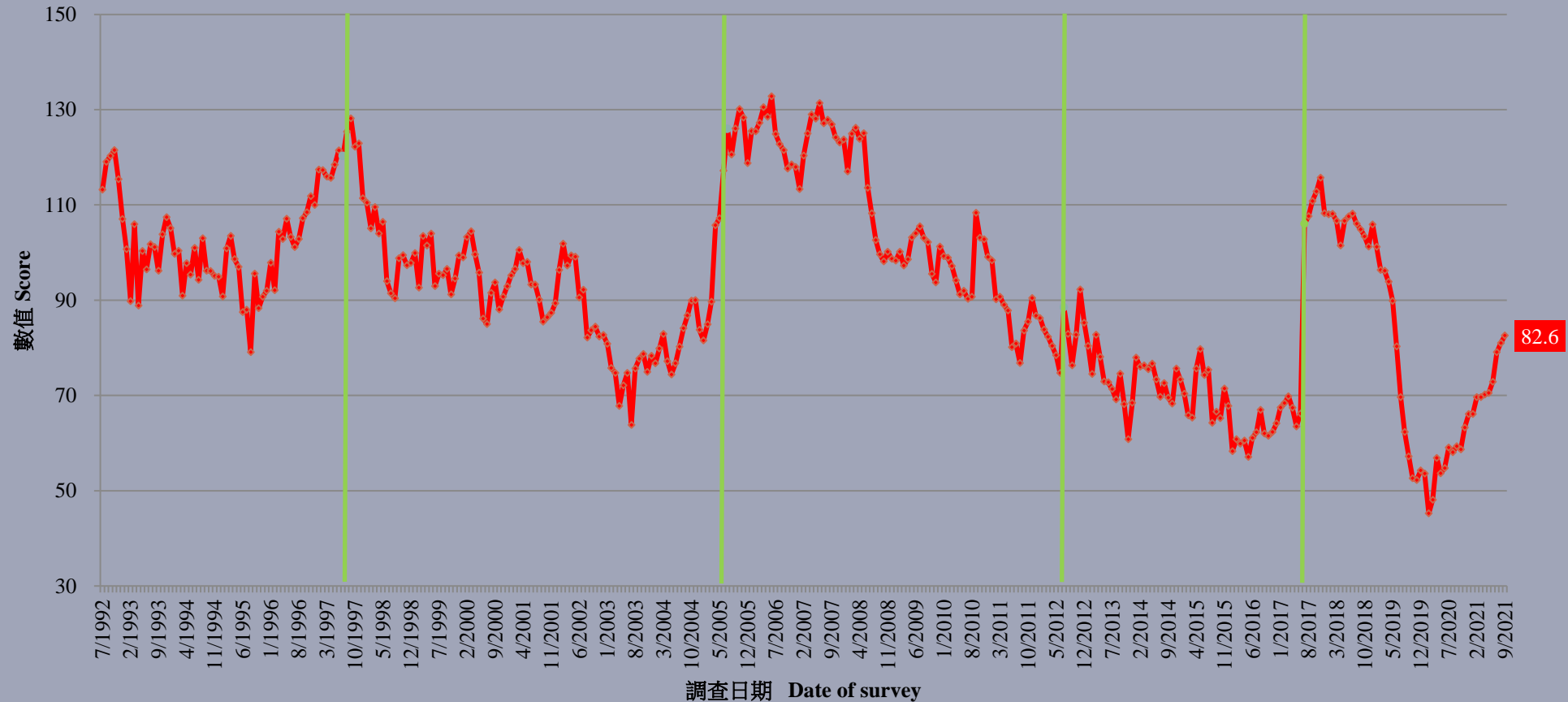
	10/9/2021	23/9/2021	Change	Record
Public Sentiment Index (PSI)	81.6	83.5	▲1.9	Record high since Jun. 2019
Government Appraisal (GA)	75.4	76.3	▲1.0	Record high since Jun. 2019
Society Appraisal (SA)	84.5	87.0	▲2.5	Record high since Jun. 2019

- All PSI, GA and SA scores range between 0 to 200, with 100 meaning normal.
- The latest PSI stands at 83.5, up by 1.9 points from early September. It can be considered as among the worst 14% across the past 20 years or so. Two component scores of PSI also can be considered as among the worst 6% and 19% across the past 20 years or so respectively. All three have registered **record highs** again since early June 2019.

Survey Result - Public Sentiment Index

22

民情指數 (按月計算)
Public Sentiment Index (monthly average)
(7/1992 - 9/2021)



Survey Topic

23

- Popularity of Chief Executive
- Popularity of HKSAR Government
 - People's satisfaction with the HKSAR Government
 - People's trust in the HKSAR Government
 - People's appraisals of society's conditions
- Public Sentiment Index
- Popularity of political groups
 - Top 10 political groups - Naming
 - Top 10 political groups - Rating

Survey Result - Top 10 political groups naming

24

Rank	Political group	22-25/3/2021	6-10/9/2021	Change	Change in ranking
1	DAB	53%	49%	▼4%	--
2	Democratic Party	47%	40%	▼7%	--
3	Civic Party	32%	23%	▼10%	--
4	FTU	24%	22%	▼3%	--
5	HKASPDMC	2%	17%	▲15%	▲14
6	Liberal Party	16%	16%	--	▼1
7	New People's Party	15%	12%	▼3%	▼1
8	(Dissolved) Civic Passion	7%	11%	▲4%	▲2
9	(Dissolved) HKPTU	1%	8%	▲7%	▲15
10	LSD	13%	8%	▼5%	▼3
11	BPA	7%	7%	▲1%	▼2
12	ADPL	6%	7%	▲1%	--
13	People Power	9%	7%	▼2%	▼5
14	(Dissolved) CHRF	7%	6%	▼1%	▼3
15	HKCTU	3%	5%	▲2%	▲2

Survey Result - Top 10 political groups rating

25

Political group	7-9/4/2021	16-23/9/2021	Change	Record
HKCTU	--	41.3	--	Record high since Oct. 2015
Civic Party	38.2	40.5	▲2.3	Record high since Sept. 2019
Democratic Party	38.8	40.3	▲1.5	Record high since Oct. 2020
HKASPDMC	--	39.2	--	All-time record low since Mar. 1992
FTU	33.0	38.3	▲5.3 *	Record high since Apr. 2019
LSD	34.6	38.1	▲3.4	Record high since Oct. 2020
DAB	35.4	37.4	▲2.0	Record high since Apr. 2019
Liberal Party	35.0	37.2	▲2.1	Record high since Apr. 2020
New People's Party	29.7	35.6	▲5.9 *	Record high since Apr. 2019
People Power	38.2	35.4	▼2.8	Record low since Oct. 2017
ADPL	36.8	39.6	▲2.8	Record high since Apr. 2020
BPA	29.3	30.1	▲0.8	Record high since Apr. 2019

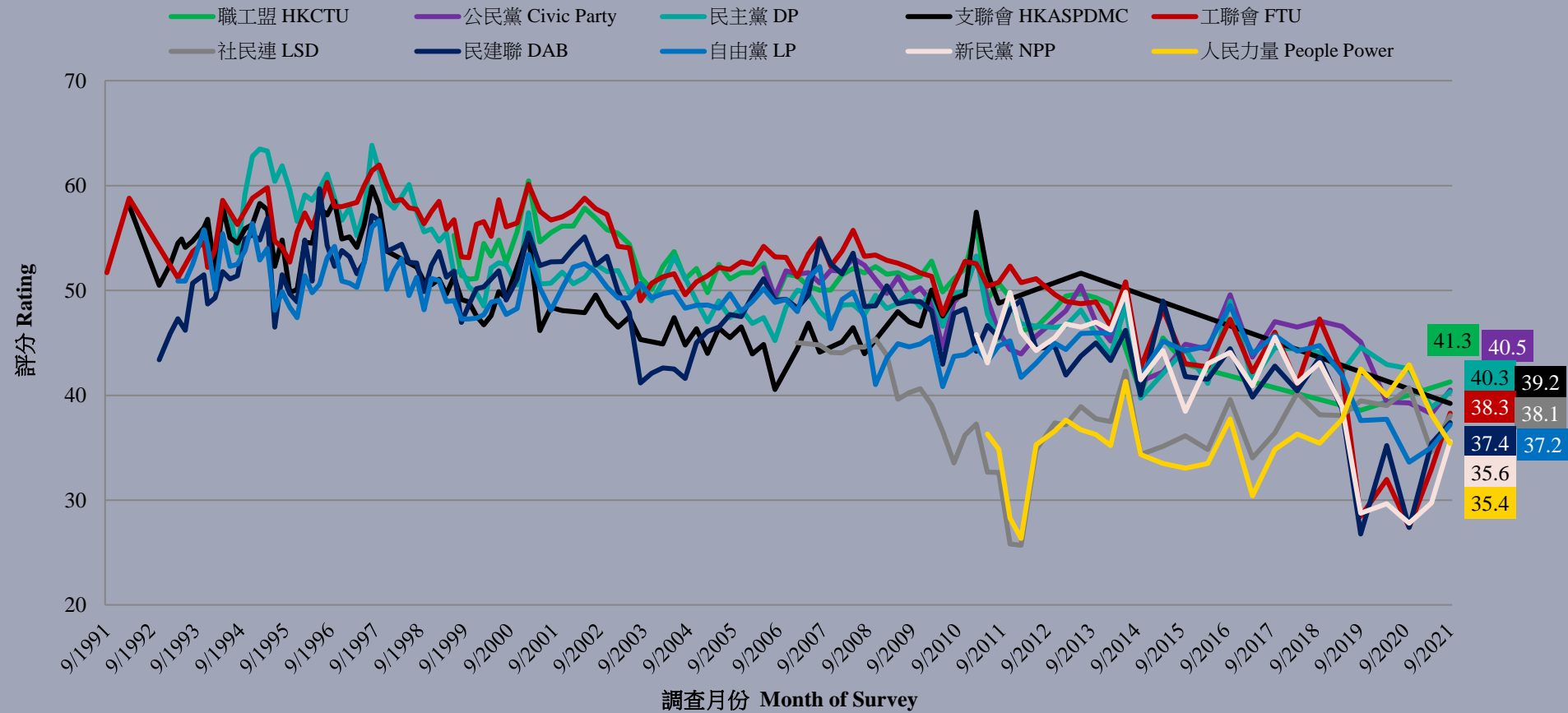
- Compared to five months ago, the ratings of FTU and New People's Party have increased significantly. Their ratings together with that of DAB and BPA have registered **record highs** since April 2019. Meanwhile, the rating of HKCTU has also registered a **record high** since 2015. On the other hand, HKASPDMC re-enters the list again in 8 years, however, its rating has registered a **new low** since records began in 1992, while the rating of People Power has registered a **record low** since 2017.

* Significant change

Survey Result - Top 10 political groups rating

26

各政治團體評分 - 綜合圖表 (按次計算)
 Ratings of Political Groups – Combined (per poll)
 (9/1991 – 9/2021)



Survey Result - Top 10 political groups rating

27

各政治團體評分 - 綜合圖表 (按次計算)
Ratings of Political Groups – Combined (per poll)
(9/1991 – 9/2021)

