


POP



HONG KONG PUBLIC OPINION PROGRAM

HONG KONG PUBLIC OPINION RESEARCH INSTITUTE

香港民意研究所 之 香港民意研究計劃

Latest Tracking Poll Results

October 7, 2021

Contact Information

2

- Date of survey: 6/10/2021
- Target population: Cantonese-speaking Hong Kong residents aged 18 or above
- Survey method and sample size: 936 successful cases, including --
 - (1a) 228 cases from random landline telephone survey
 - (1b) 260 cases from random mobile telephone survey
 - (2a) 127 cases from telephone survey targeting “Hong Kong People Representative Panel” within “HKPOP Panel”
 - (2b) 321 cases from online survey with email invitation targeting “Hong Kong People Representative Panel” within “HKPOP Panel”
- Effective response rate: 54.8% (excluding panel samples)
- Sampling error: Sampling error of percentages not more than +/-4%, that of net values not more than +/-7% and that of ratings not more than +/-2.7 at 95% conf. level
- Weighting method: The raw data comes from 4 different sampling frames. It is rim-weighted by two sets of weighting factors simultaneously. The first set of weighting factors comprises population figures provided by the Census and Statistics Department, they include (a) the gender-age distribution of the Hong Kong population from “Mid-year population for 2020”, (b) educational attainment (highest level attended) distribution from “Women and Men in Hong Kong - Key Statistics (2020 Edition)”, and (c) economic activity status distribution from the last source. The second set of weighting factors is adjusted based on the relative target sample size of different sub-sampling frames, namely, random telephone survey using landline numbers set at 5 units, random telephone survey using mobile numbers set at 5 units, telephone survey of randomly pre-selected panel members set at 6 units, and online survey of randomly pre-selected panel members set at 4 units.

Survey Topic

3

- Appraisal of Policy Address
- Popularity of Chief Executive
- Confidence in the future of Hong Kong

Survey Result - Appraisal of Policy Address

4

● Appraisal of Policy Address[#]

	25/11/2020	6/10/2021	Change	Record
Satisfaction rate	19%	25%	▲6% *	Record high since Oct. 2018
Dissatisfaction rate	64%	50%	▼14% *	Record low since Oct. 2018
Net satisfaction rate	-46%	-25%	▲20% *	Record high since Oct. 2018
Rating	27.2	34.2	▲7.0 *	Record high since Oct. 2018

- After excluding those respondents who said they did not have any knowledge of the Policy Address, 25% said they were satisfied with it, 50% were dissatisfied, giving a net satisfaction rate of negative 25 percentage points. On a scale of 0-100, the average rating is 34.2 marks, with 30% of respondents giving 0 mark. Various figures show that people's appraisal of this Policy Address has significantly improved compared to last year.

* Significant change

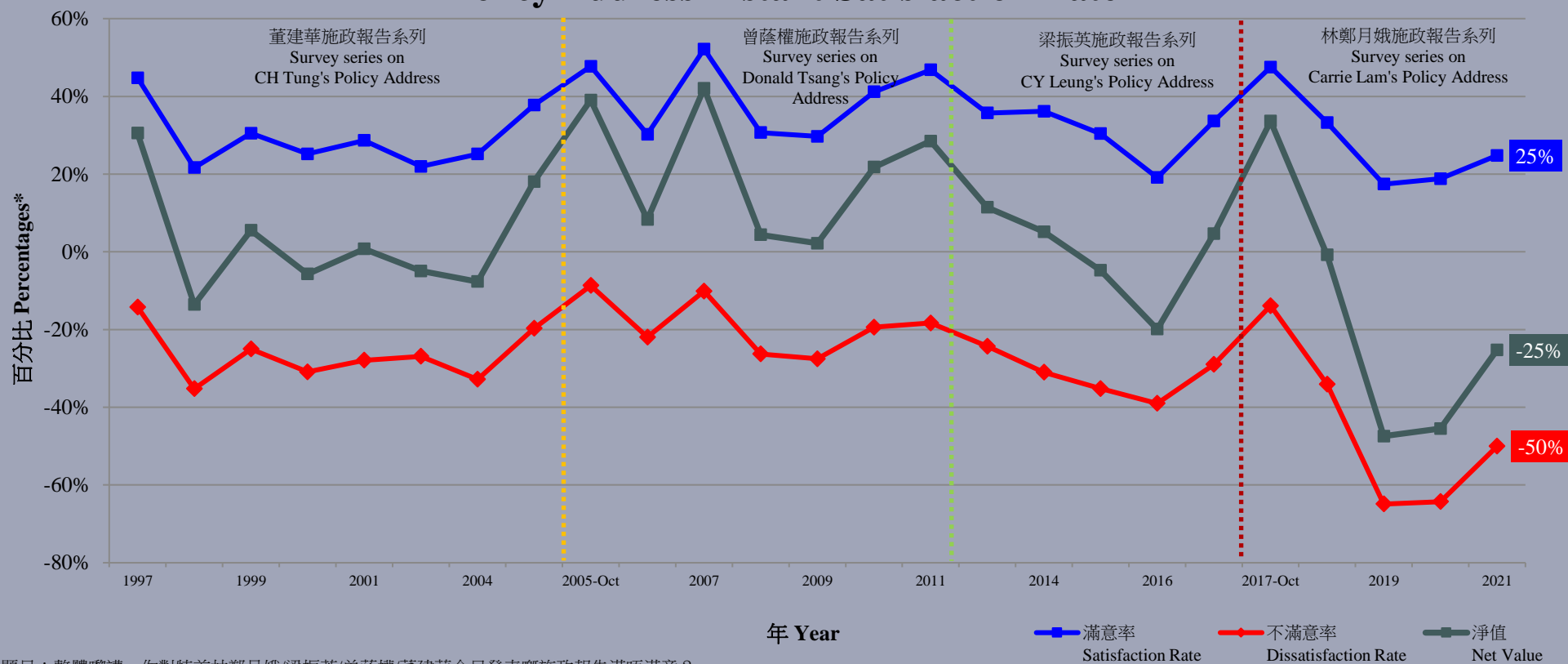
Excluding those who had not heard of the PA

Survey Result - Appraisal of Policy Address

6

施政報告即時滿意率

Policy Address Instant Satisfaction Rate



題目：整體嚟講，你對特首林鄭月娥/梁振英/曾蔭權/董建華今日發表嘅施政報告滿唔滿意？
 Question: How satisfied are you with CE Carrie Lam's / CY Leung's / Donald Tsang's / CH Tung's Policy Address delivered today?
 註 1：2003年施政報告的即時反應調查分2天進行，本圖表只列舉首日錄得的統計數字，以作直接比較分析之用。
 Note 1: The 2003 Policy Address instant poll was conducted for two days. Only figures registered in the first day of fieldwork are listed in this chart for direct comparison and analysis.

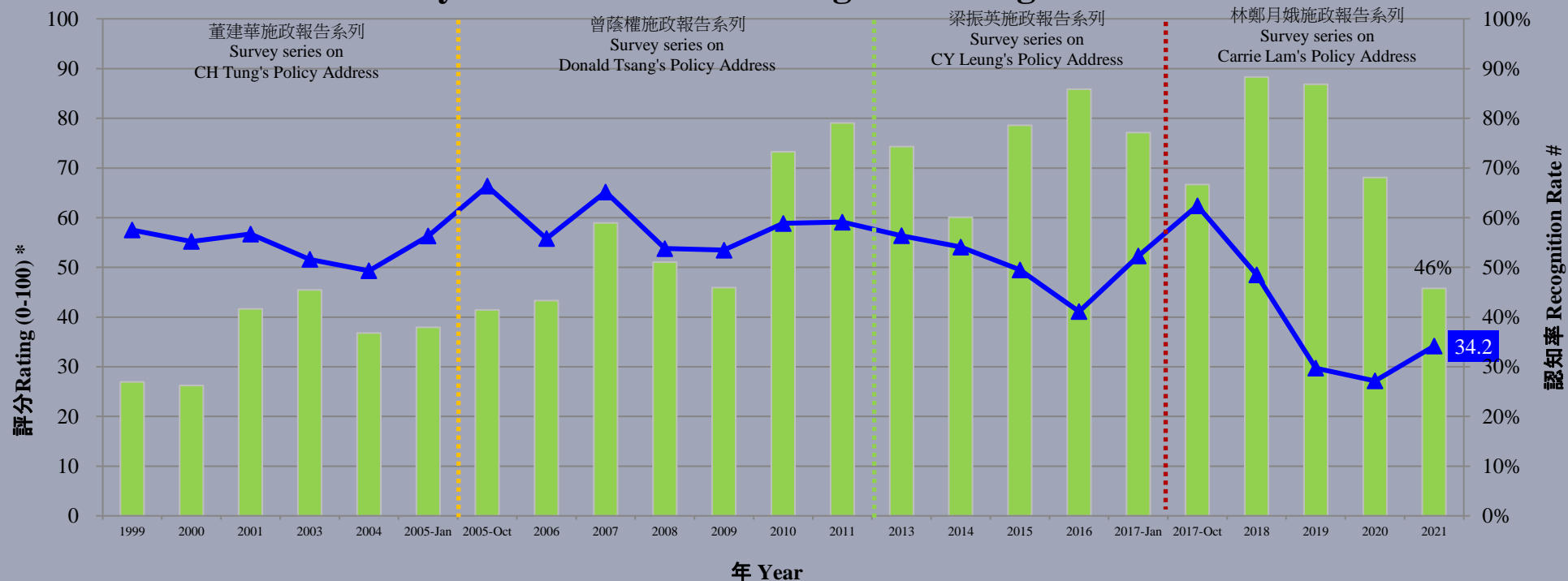
* 撇除未聞施政報告數字
 * Excluding those who had not heard of the Policy Address

Survey Result - Appraisal of Policy Address

7

施政報告即時評分及認知率

Policy Address Instant Rating and Recognition Rate



題目：請你對特首林鄭月娥/梁振英/曾蔭權/董建華今日發表嘅施政報告嘅滿意程度進行評分，0分代表非常不滿，100分代表非常滿意，50分代表一半半，你會畀幾多分今年嘅施政報告？

Question: Please use a scale of 0-100 to rate your degree of satisfaction with the Policy Address delivered by CE Carrie Lam / CY Leung / Donald Tsang / CH Tung today, with 0 indicating very dissatisfied, 100 indicating very satisfied and 50 indicating half-half. How would you rate the Policy Address delivered today?

註 1：2003年施政報告的即時反應調查分2天進行，本圖表只列舉首天錄得的統計數字，以作直接比較分析之用。

Note 1: The 2003 Policy Address instant poll was conducted for two days. Only figures registered in the first day of fieldwork are listed in this chart for direct comparison and analysis.

註 2：施政報告評分調查始於1999年董建華第三份施政報告

Note 2: Policy Address rating surveys started since 1999 i.e. CE CH Tung's third Policy Address.

* 撇除未聞施政報告數字

* Excluding those who had not heard of the PA

只包括隨機樣本

Only include random samples

Survey Topic

9

- Appraisal of Policy Address
- **Popularity of Chief Executive**
- Confidence in the future of Hong Kong

Survey Result - Popularity of Chief Executive

● Popularity of Chief Executive

		16-23/9/2021	6/10/2021	Change	Record
CE Carrie Lam	Rating	33.9	30.5	▼3.4 *	Record low since Jun. 2021
	Vote of confidence	20%	19%	▼1%	Record low since Jun. 2021
	Vote of no confidence	66%	67%	▲1%	Record high since Aug. 2021
	Net approval rate	-46%	-48%	▼2%	Record low since Jun. 2021

- Instant survey shows that CE Carrie Lam’s latest support rating is 30.5 marks, with 41% of respondents giving her 0 mark. The rating has dropped significantly after she delivered her Policy Address yesterday. Meanwhile, her approval rate stands at 19% and disapproval stands at 67%, giving a net approval rate of negative 48 percentage points, which has not changed much compared to before the Policy Address was delivered.

* Significant change

Survey Result - Popularity of Chief Executive

11

• Change in popularity before and after the Policy Address

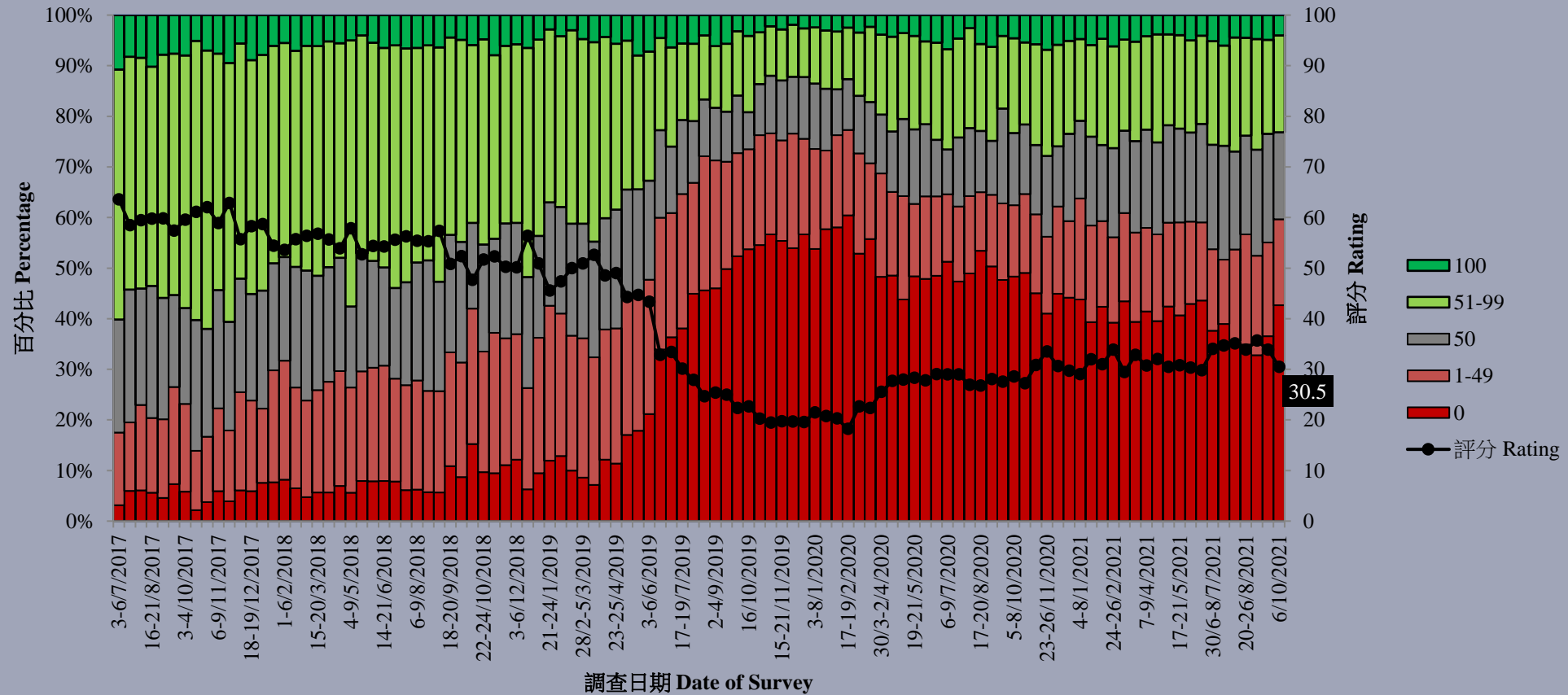
		1st	2nd	3rd	4th	5th	6th	7th	8th
Tung Chee-hwa (1997-2005)	Rating	66.1	56.1	54.3	50.7	50.6	47.3	44.6	48.4
	Change in rating	▲0.3	▲0.3	▲0.3	▲2.5*	▲2.2*	▲0.7	▲1.7*	▲1.2
Donald Tsang (2005-2011)	Rating	67.4	59.8	64.4	53.9	54.2	56.2	50.6	
	Change in rating	▼0.6	▼3.1*	▼1.4*	▲1.2	▼1.0	▲0.8	▲2.2*	
	Net approval rate	65%	36%	48%	10%	8%	0%	-41%	
	Change in net approval rate	▼3%	▼12%*	--	▲5%	▲1%	▲1%	▲4%	
CY Leung (2013-2017)	Rating	52.2	48.9	44.8	37.0	41.7			
	Change in rating	▲3.3*	▲3.3*	▲4.2*	▼0.5	▲0.4			
	Net approval rate	-11%	-24%	-35%	-54%	-57%			
	Change in net approval rate	▲9%*	▲7%*	▲4%	▼10%*	▼13%*			
Carrie Lam (2017-2021)	Rating	61.1	47.6	22.7	26.8	30.5			
	Change in rating	▲1.5	▼4.7*	▲0.3	▼4.1*	▼3.4*			
	Net approval rate	23%	-10%	-64%	-57%	-48%			
	Change in net approval rate	▲13%*	▼14%*	▲1%	▼9%*	▼2%			

* Significant change

Survey Result - Popularity of Chief Executive

12

特首林鄭月娥評分 (按次計算)
Rating for Chief Executive Carrie Lam (Per Poll)
(7/2017 – 10/2021)



Survey Topic

16

- Appraisal of Policy Address
- Popularity of Chief Executive
- Confidence in the future of Hong Kong

Survey Result - Confidence in the future of HK

17

● Confidence in the future of Hong Kong[#]

	25/11/2020	6/10/2021	Change	Record
Increased	17%	25%	▲8% *	Record high since Oct. 2017
Unchanged	16%	19%	▲3%	Record high since Oct. 2017
Decreased	63%	50%	▼13% *	Record low since Oct. 2017
Net effect on confidence	-46%	-24%	▲22% *	Record high since Oct. 2017

- Results show that after excluding those who did not have any knowledge of the Policy Address, 25% said their confidence in the future of Hong Kong had increased, 19% said no change, while 50% said their confidence had decreased, giving a net effect of negative 24 percentage points on people's confidence. The figure has significantly improved compared to last year, but it is still negative.

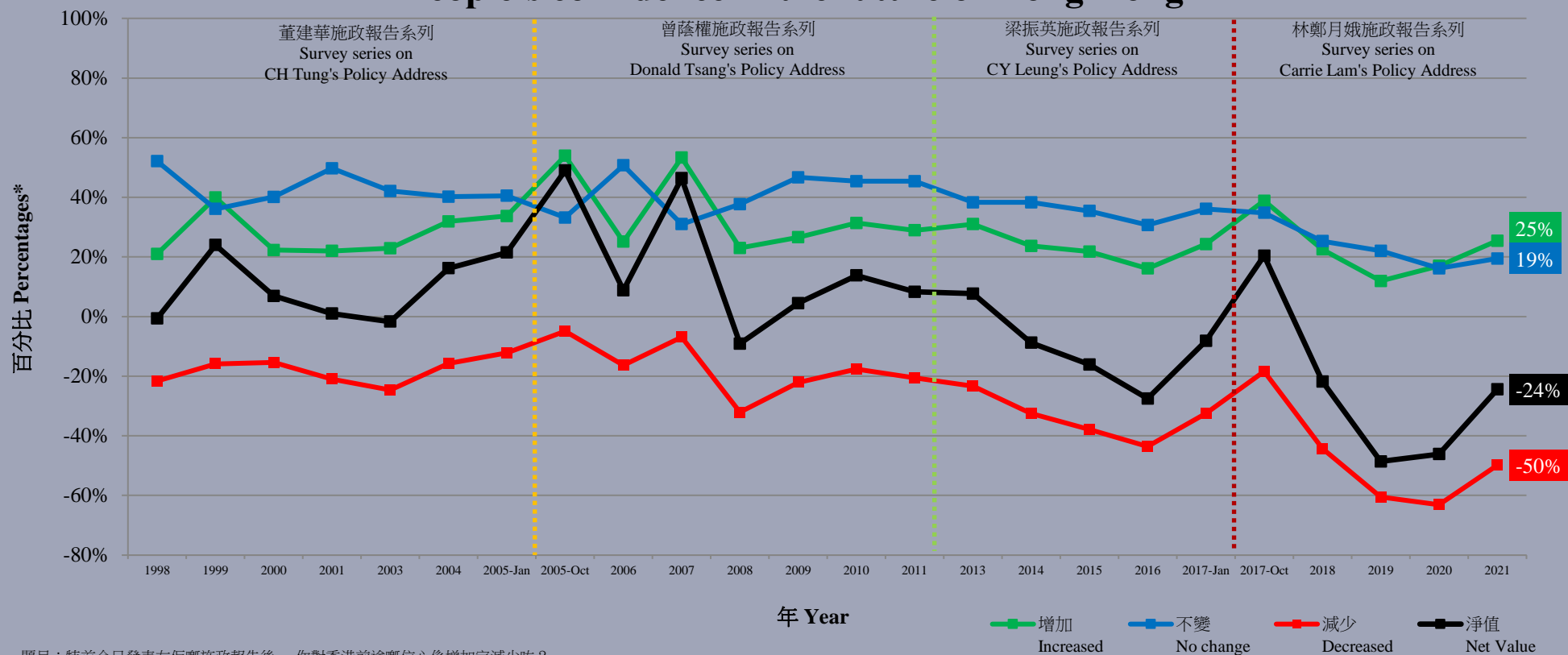
* Significant change

Excluding those who had not heard of the PA

Survey Result - Confidence in the future of HK

市民對香港的前途信心

People's confidence in the future of Hong Kong



題目：特首今日發表左佢嘅施政報告後，你對香港前途嘅信心係增加定減少咗？

Question: Has your confidence in the future of Hong Kong increased or decreased after Chief Executive issued his/her Policy Address?

註 1：2003年施政報告的即時反應調查分2天進行，本圖表只列舉首天錄得的統計數字，以作直接比較分析之用。

Note 1: The 2003 Policy Address instant poll was conducted for two days. Only figures registered in the first day of fieldwork are listed in this chart for direct comparison and analysis.

* 撇除未聞施政報告數字

* Excluding those who had not heard of the PA