


# POP



---

HONG KONG PUBLIC OPINION PROGRAM

HONG KONG PUBLIC OPINION RESEARCH INSTITUTE


香港民意研究所 之 香港民意研究計劃

---

**Latest Tracking Poll Results**

**December 14, 2021**

# POP



---

HONG KONG PUBLIC OPINION PROGRAM

HONG KONG PUBLIC OPINION RESEARCH INSTITUTE

香港民意研究所 之 香港民意研究計劃

---

限聚指數

**Group Gathering Prohibition Index**

**14/12/2021**

# 樣本資料 - 限聚指數基準調查

## Contact Information - Group Gathering Prohibition Index Benchmark Survey

3

	香港民研意見群組成員 HKPOP Panel
調查日期 Survey date	23/11 15:00 – 29/11 15:00
調查方法 Survey method	以電郵接觸群組成員，並於網上完成調查 Online survey
訪問對象 Target population	十二歲或以上的香港市民 Hong Kong residents aged 12+
總成功樣本 Total sample size	5,888
回應比率 Response rate	6.6%
抽樣誤差 Sampling error	95% 置信水平，百分比誤差 +/-1% Sampling error of percentages at +/-1% at 95% confidence level
加權方法 Weighting method	按照1) 政府統計處提供的全港人口年齡及性別分佈統計數字、各區議會人口數字； 2) 選舉事務處提供的區議會選舉結果；3) 常規調查中的特首評分分佈數字，以「反覆多重加權法」作出調整。 The figures are rim-weighted according to 1) gender-age distribution of Hong Kong population and by District Councils population figures from Census and Statistics Department; 2) Voting results of District Councils Election from Registration and Electoral Office; 3) rating distribution of Chief Executive from regular tracking surveys.

# 限聚指數

## Group Gathering Prohibition Index

4

- **最新調查日期 Latest survey date: 23-29/11/2021 (N=5,888)**
- **上次調查日期 Last survey date: 18-25/10/2021 (N=5,974)**
- **上上次調查日期 Second last survey date: 13-20/9/2021 (N=6,210)**

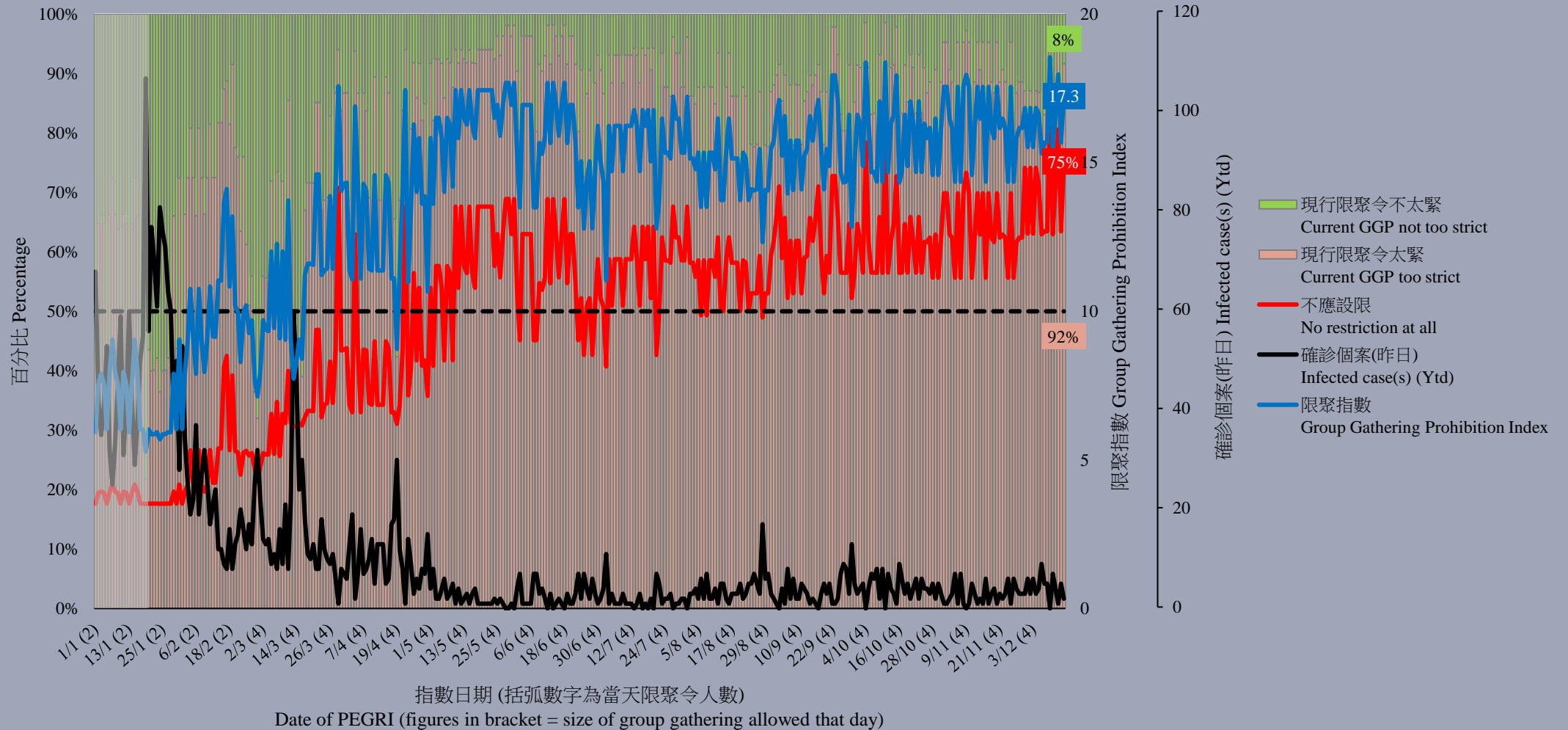
意見題目	Opinion Questions
<p>你認為香港應否無條件全面撤銷「限聚令」？</p> <ul style="list-style-type: none"><li>▪ 應該無條件撤銷「限聚令」</li><li>▪ 不應該，應視乎疫情而定</li><li>▪ 不知道／很難說</li></ul> <p>[追問沒有選擇應該“無條件撤銷「限聚令」”者] 你認為每天新增確診個案數應是多少，才適合將「限聚令」訂於2人？ 你認為每天新增確診個案數應是多少，才適合將「限聚令」訂於4人？ 你認為每天新增確診個案數應是多少，才適合將「限聚令」訂於8人？ 你認為每天新增確診個案數應是多少，才適合將「限聚令」訂於16人？ 你認為感染個案清零多少天後，限聚令應該全面撤銷？</p> <p>請於以下欄位列舉你認為合適的 [個案數 及 限聚人數] 組合.....</p>	<p>Do you think the regulation prohibiting gatherings of more than a specific number of people in public places should be completely lifted unconditionally in Hong Kong?</p> <ul style="list-style-type: none"><li>▪ Yes, the ban should be lifted unconditionally</li><li>▪ No, it should depend on the epidemic situation</li><li>▪ Don't know / hard to say</li></ul> <p>[For respondents NOT answering “Yes, the ban should be lifted unconditionally”] How many newly confirmed cases each day should there be before it would be appropriate to prohibit gatherings of more than 2 people? How many newly confirmed cases each day should there be before it would be appropriate to prohibit gatherings of more than 4 people? How many newly confirmed cases each day should there be before it would be appropriate to prohibit gatherings of more than 8 people? How many newly confirmed cases each day should there be before it would be appropriate to prohibit gatherings of more than 16 people? After how many days of zero infection do you think the group gathering ban should be lifted altogether?</p> <p>Please list combinations of [number of cases &amp; number of people allowed in gatherings] that you think is appropriate in the field below:</p>

# 調查結果 - 限聚接受程度

## Survey Result – Group Gathering Prohibition Acceptance Level

5

限聚接受程度 Group Gathering Prohibition Acceptance Level



## 限聚指數 - 分析評論


### Group Gathering Prohibition Index – Commentary

6

復興經濟民生大聯盟成員任偉豪指出：「特首上星期宣佈通關的消息時指，通關名額將優先處理商務公務人士。事實上為了通關，所有香港人已經作出了大量的讓步與犧牲，包括『清零』相關的所有措施和為加強監控而帶來的大量不便，最後換來的竟只是為了少數的特權階級的通關免隔離便利。如果真的要這樣實行，屆時相信會惹來大量為支持通關而作出犧牲和讓步的普通市民的不滿。」

**Yam Wai Ho, member of Alliance of Revitalizing Economy and Livelihood observed, “When Chief Executive announced the quarantine-free travel last week, she pointed out that priority would be given to business and civil purposes. In fact, Hong Kong people have made a lot of concessions and sacrifices for quarantine-free border crossing, including all measures related to ‘zero infection case’ and a lot of inconvenience caused by the strengthening of monitoring. In the end, the only thing in exchange was the clearance of a small number of privileged classes. This is believed to arouse the resentment of a large number of ordinary citizens who have made sacrifices and concessions in support of travel clearance.”**

# POP



---

HONG KONG PUBLIC OPINION PROGRAM

HONG KONG PUBLIC OPINION RESEARCH INSTITUTE

香港民意研究所 之 香港民意研究計劃

---

**Latest Tracking Poll Results**

**December 14, 2021**

# Contact Information

8

- Date of survey: 29/11-3/12/2021
- Survey method: Random telephone survey conducted by real interviewers
- Target population: Cantonese-speaking Hong Kong residents aged 18 or above
- Sample size: 1,001 (including 500 landline and 501 mobile samples)
- Effective response rate: 44.9%
- Sampling error: Sampling error of percentages not more than +/-4% and that of ratings not more than +/-3.1 at 95% conf. level
- Weighting method: Rim-weighted according to figures provided by the Census and Statistics Department. The gender-age distribution of the Hong Kong population came from “Mid-year population for 2020”, while the educational attainment (highest level attended) distribution and economic activity status distribution came from “Women and Men in Hong Kong - Key Statistics (2020 Edition)”.



# Survey Topic

9

- Hong Kong People's Ethnic Identity [Overall sample results]
  - Independent ratings
    - ✦ Strength rating (1997-2021)
    - ✦ Importance rating (2008-2021)
  - Identity Index (2008-2021)
  - The dichotomy of “Hongkonger” versus “Chinese” identity (1997-2021)
- In-depth analysis by age groups

# Survey Result - Hong Kong People's Ethnic Identity

10

- **Independent ratings and Identity Index**
  - Results of independent rating questions that do not involve choosing one among identities show that whether in terms of strength rating, importance rating or identity index, the identity of “Hongkongers” continues to rank first, followed by “Asians”, “global citizens”, “members of the Chinese race”, “Chinese” and “citizens of the PRC”.
  - Compared with half a year ago, all these figures have not registered significant changes, but the importance rating and identity index of “Hongkongers” have registered record **lows** since June 2017.

# Survey Result - Hong Kong People's Ethnic Identity

11

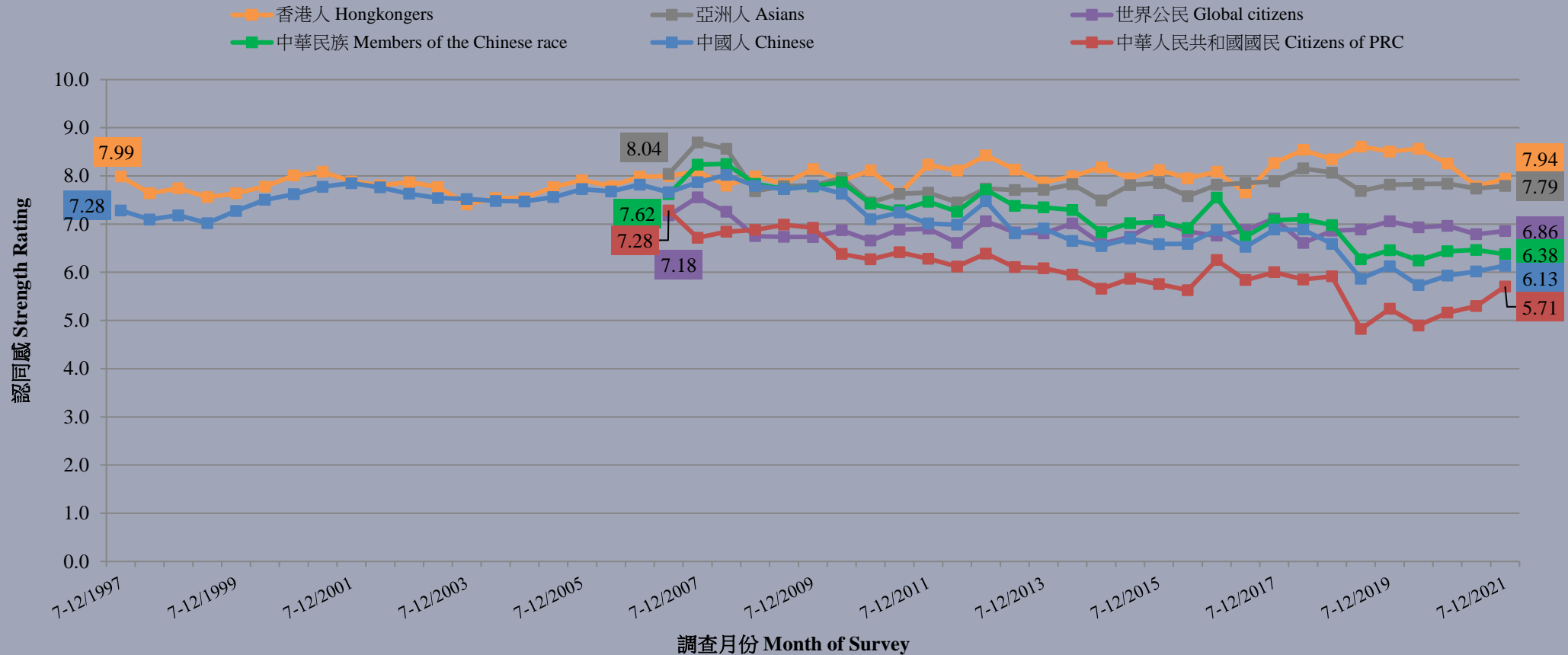
## • Independent ratings - Strength rating

	7-10/6/2021	29/11-3/12/2021	Change	Record
Hongkongers	7.78	<b>7.94</b>	<b>▲0.16</b>	Record <b>high</b> since Dec. 2020
Asians	7.74	<b>7.79</b>	<b>▲0.05</b>	Record <b>high</b> since Dec. 2020
Global citizens	6.79	<b>6.86</b>	<b>▲0.06</b>	Record <b>high</b> since Dec. 2020
Members of the Chinese race	6.46	<b>6.38</b>	<b>▼0.09</b>	Record <b>low</b> since Jun. 2020
Chinese	6.02	<b>6.13</b>	<b>▲0.12</b>	Record <b>high</b> since Dec. 2018
Citizens of the PRC	5.30	<b>5.71</b>	<b>▲0.41</b>	Record <b>high</b> since Dec. 2018

- Compared with half a year ago, all these figures have not registered significant changes.

# Survey Result - Hong Kong People's Ethnic Identity

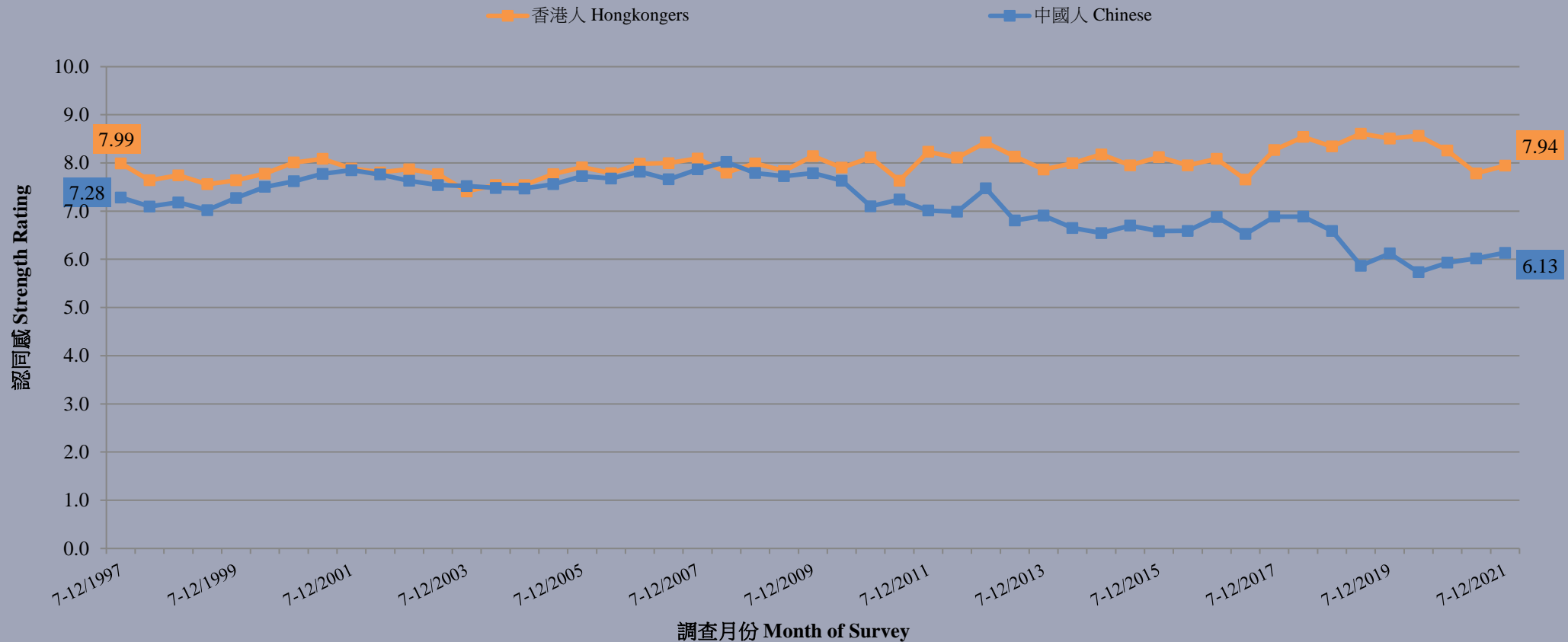
香港市民身分認同感 (半年結)  
**Strength of identity of Hong Kong People (Half-yearly average)**  
 (8/1997 – 12/2021)



# Survey Result - Hong Kong People's Ethnic Identity

13

「香港人」、「中國人」身分認同程度評分（半年結）  
Strength of “Hongkongers” & “Chinese” identity (Half-yearly average)  
(8/1997 – 12/2021)



# Survey Topic

14

- Hong Kong People's Ethnic Identity [Overall sample results]
  - Independent ratings
    - ✦ Strength rating (1997-2021)
    - ✦ Importance rating (2008-2021)
  - Identity Index (2008-2021)
  - The dichotomy of “Hongkonger” versus “Chinese” identity (1997-2021)
- In-depth analysis by age groups

# Survey Result - Hong Kong People's Ethnic Identity

15

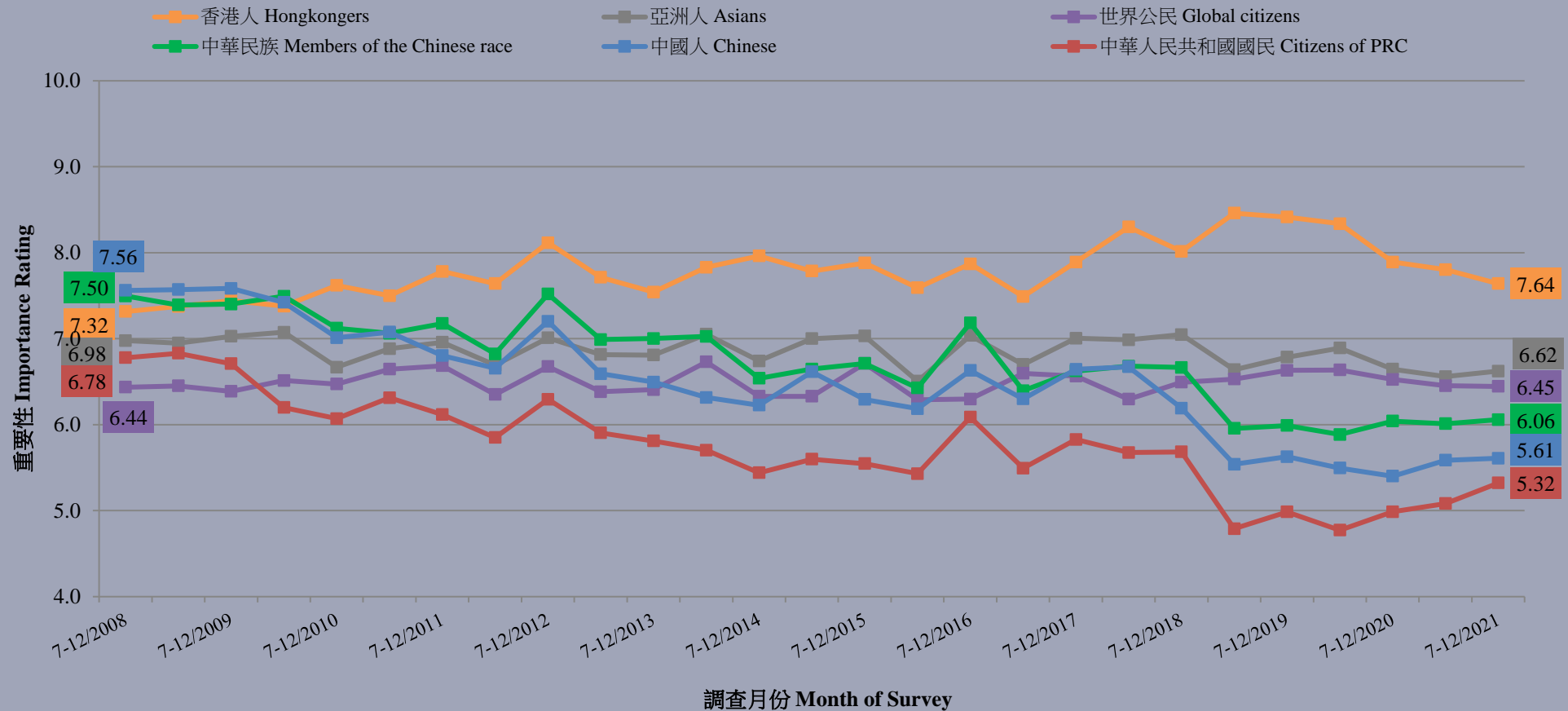
## • Independent ratings - Importance rating

	7-10/6/2021	29/11-3/12/2021	Change	Record
Hongkongers	7.80	7.64	▼0.16	Record low since Jun. 2017
Asians	6.56	6.62	▲0.06	Record high since Dec. 2020
Global citizens	6.45	6.45	▼0.01	Record low since Jun. 2018
Members of the Chinese race	6.01	6.06	▲0.05	Record high since Dec. 2018
Chinese	5.59	5.61	▲0.02	Record high since Dec. 2019
Citizens of the PRC	5.08	5.32	▲0.24	Record high since Dec. 2018

- Compared with half a year ago, all these figures have not registered significant changes.

# Survey Result - Hong Kong People's Ethnic Identity

香港市民身分重要性 (半年結)  
Importance of identity of Hong Kong People (Half-yearly average)  
(8/2008 – 12/2021)

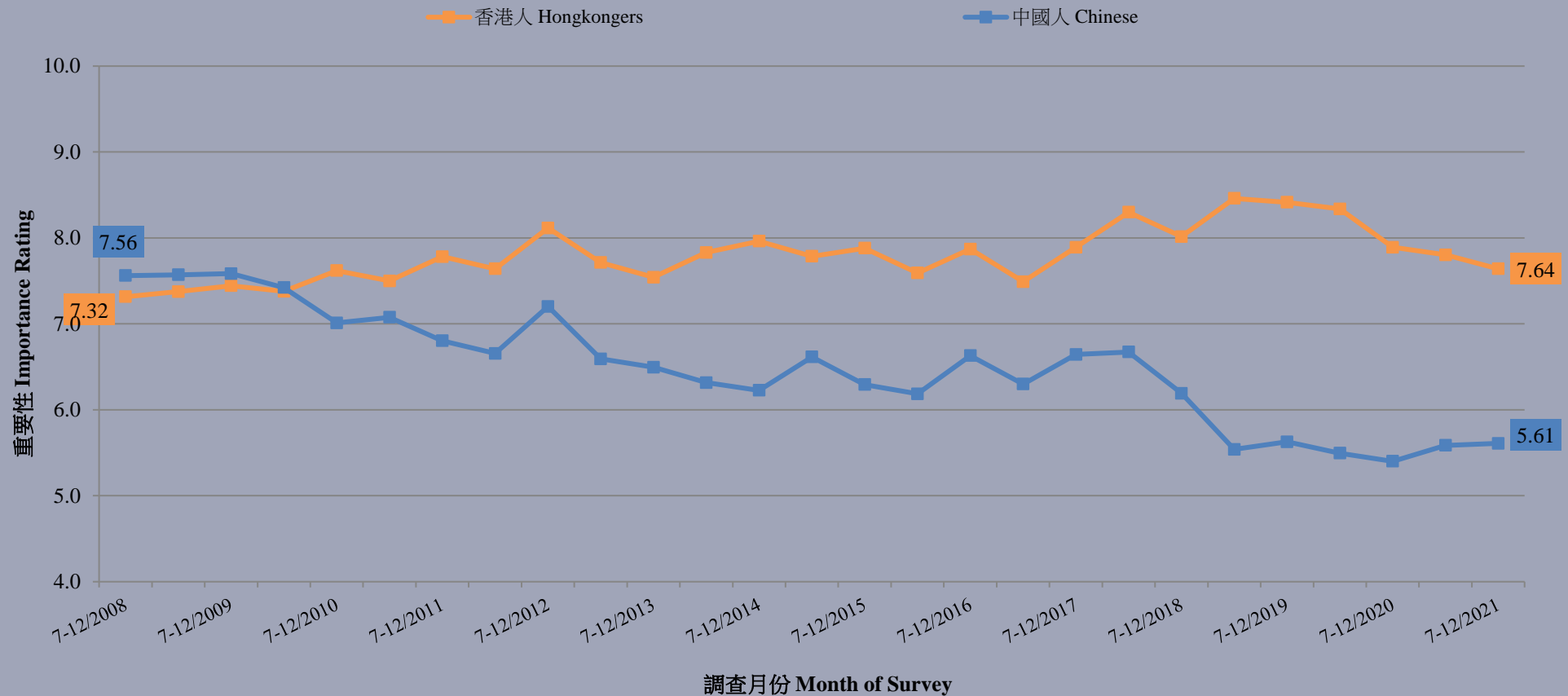




# Survey Result - Hong Kong People's Ethnic Identity

17

「香港人」、「中國人」身分重要性評分（半年結）  
Importance of “Hongkongers” & “Chinese” identity (Half-yearly average)  
(8/2008 – 12/2021)



# Survey Topic

18

- Hong Kong People's Ethnic Identity [Overall sample results]
  - Independent ratings
    - ✦ Strength rating (1997-2021)
    - ✦ Importance rating (2008-2021)
  - Identity Index (2008-2021)
  - The dichotomy of “Hongkonger” versus “Chinese” identity (1997-2021)
- In-depth analysis by age groups

# Survey Result - Hong Kong People's Ethnic Identity

19

## • Independent ratings - Identity Index

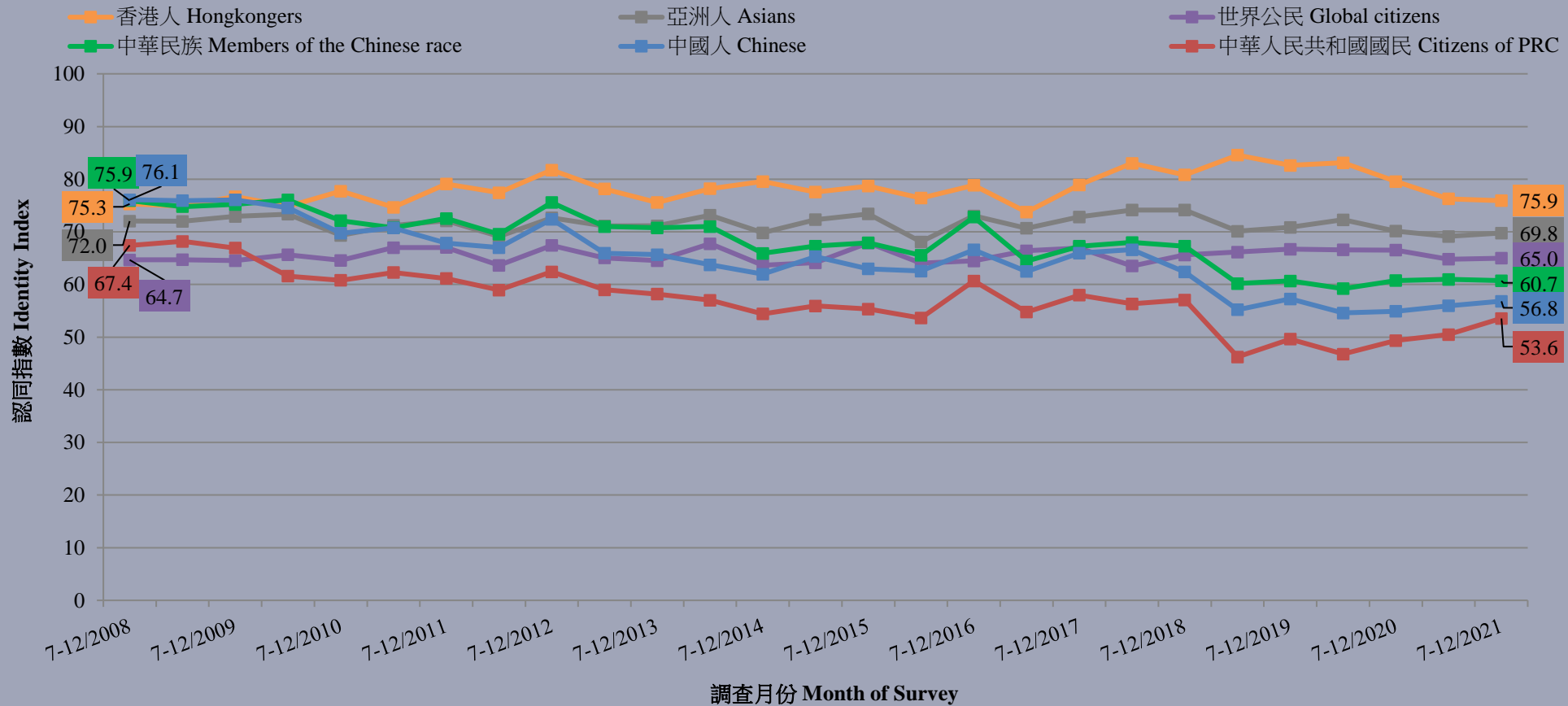
	7-10/6/2021	29/11-3/12/2021	Change	Record
Hongkongers	76.3	75.9	▼0.3	Record <b>low</b> since Jun. 2017
Asians	69.1	69.8	▲0.6	Record <b>high</b> since Dec. 2020
Global citizens	64.8	65.0	▲0.2	Record <b>high</b> since Dec. 2020
Members of the Chinese race	61.0	60.7	▼0.2	Record <b>low</b> since Jun. 2020
Chinese	56.0	56.8	▲0.9	Record <b>high</b> since Dec. 2019
Citizens of the PRC	50.5	53.6	▲3.1	Record <b>high</b> since Dec. 2018

- Taking the geometric mean of the strength and importance ratings of each respondent and then multiply it by 10, we have an “identity index” between 0 and 100, with 0 meaning no feeling and 100 meaning extremely strong feeling.

# Survey Result - Hong Kong People's Ethnic Identity

21

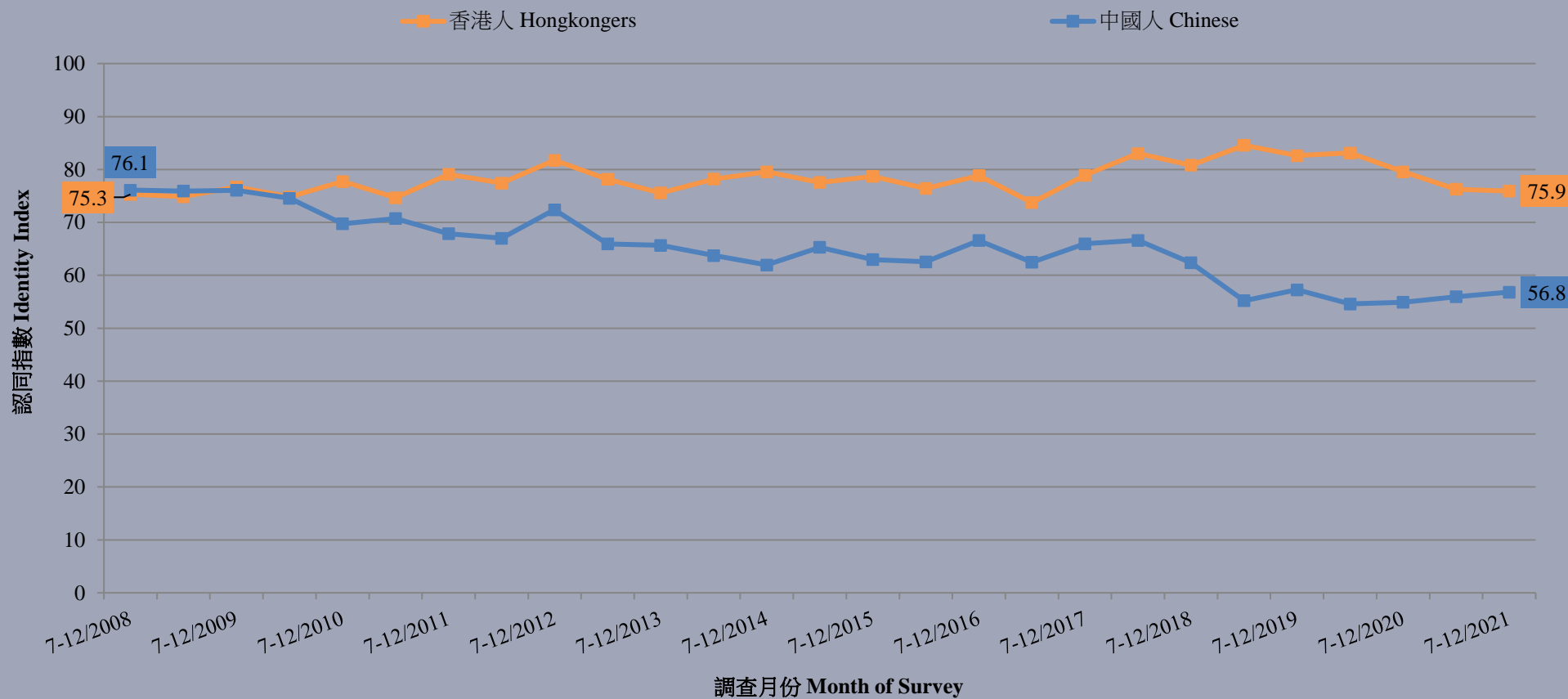
香港市民「身分認同指數」(半年結)  
**Identity Indices of Hong Kong People (Half-yearly average)**  
 (8/2008 – 12/2021)



# Survey Result - Hong Kong People's Ethnic Identity

22

「香港人」、「中國人」身分認同指數（半年結）  
Identity Indices of “Hongkongers” & “Chinese” (Half-yearly average)  
(8/2008 – 12/2021)



# Survey Topic

24

- Hong Kong People's Ethnic Identity [Overall sample results]
  - Independent ratings
    - ✦ Strength rating (1997-2021)
    - ✦ Importance rating (2008-2021)
  - Identity Index (2008-2021)
  - The dichotomy of “Hongkonger” versus “Chinese” identity (1997-2021)
- In-depth analysis by age groups

# Survey Result - Hong Kong People's Ethnic Identity

25

## • The dichotomy of “Hongkonger” versus “Chinese” identity

	7-10/6/2021	29/11-3/12/2021	Change	Record
Identified as “Hongkongers”	44%	39%	▼5%	Record low since Jun. 2017
Identified as “Chinese”	13%	18%	▲5% *	Record high since Jun. 2018
Identified as “Hong Kong Chinese”	13%	11%	▼3%	Record low since Dec. 2019
Identified as “Chinese Hongkonger”	28%	31%	▲3%	Record high since Dec. 2012
Identified as “Hongkongers” in broad sense <sup>#</sup>	72%	70%	▼2%	Record low since Dec. 2020
Identified as “Chinese” in broad sense <sup>#</sup>	26%	28%	▲2%	Record high since Dec. 2020
Identified with a mixed identity of “Hongkongers” and “Chinese” <sup>@</sup>	42%	42%	--	--

- Whether in their narrow and broad senses, the proportions of people identifying themselves as “Hongkongers” outnumber those of “Chinese”.

<sup>#</sup> “Hongkongers” in broad sense, namely answer “Hongkongers” or “Chinese Hongkongers”; “Chinese” in broad sense, namely answer “Chinese” or “Hong Kong Chinese”.

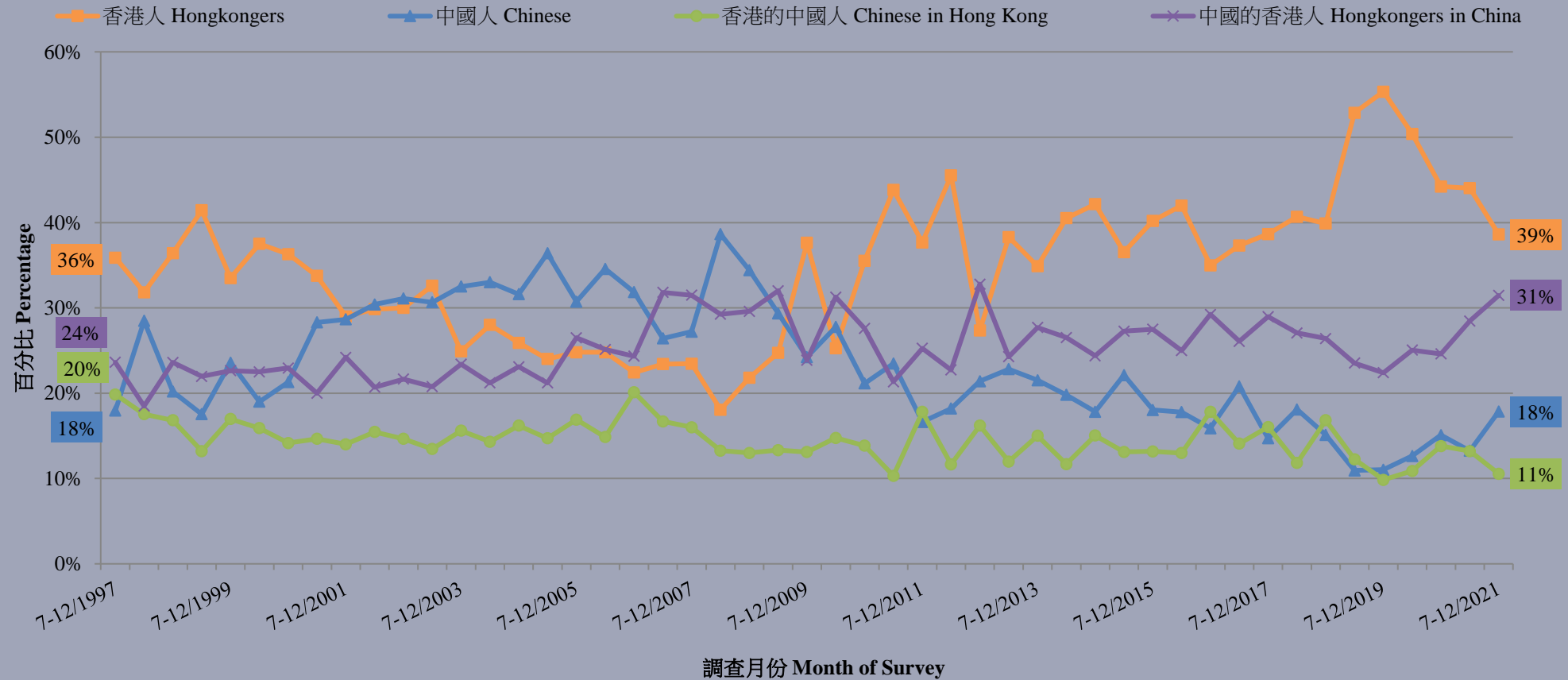
<sup>@</sup> The mixed identity of “Hongkongers” and “Chinese”, namely answer “Hong Kong Chinese” or “Chinese Hongkongers”.

\* Significant change

# Survey Result - Hong Kong People's Ethnic Identity

26

身分類別認同 (半年結)  
Ethnic Identity (Half-yearly average)  
(8/1997 - 12/2021)

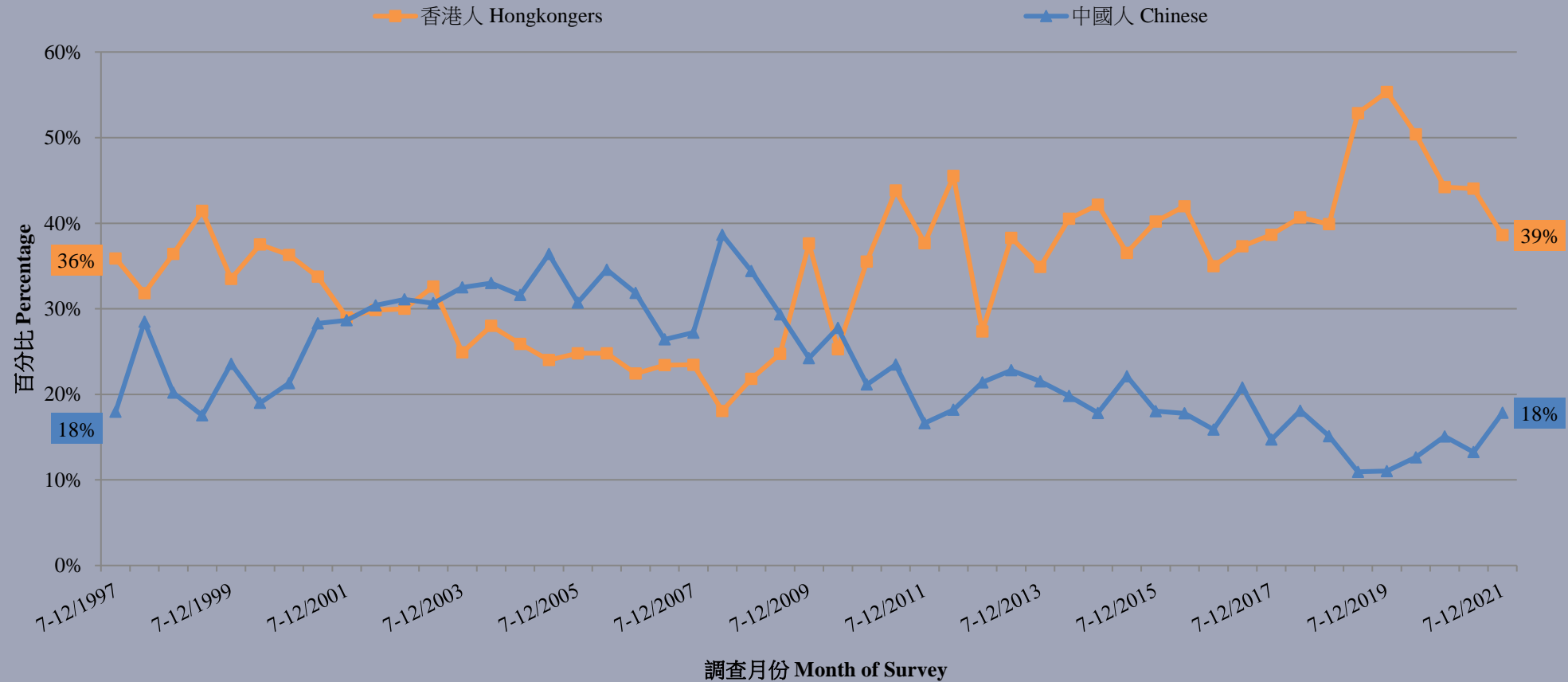




# Survey Result - Hong Kong People's Ethnic Identity

27

身分類別認同（半年結）  
Ethnic Identity (Half-yearly average)  
(8/1997 – 12/2021)



# Survey Topic

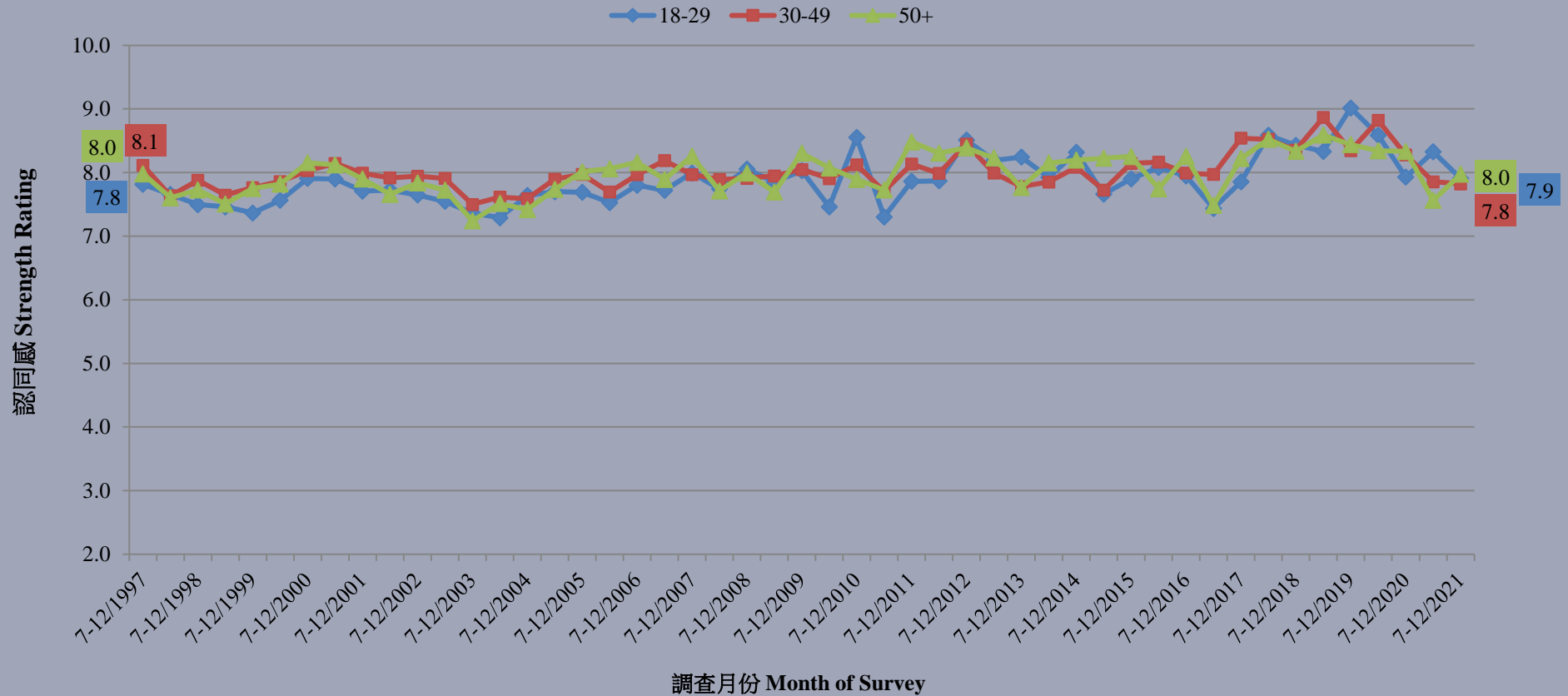
31

- Hong Kong People's Ethnic Identity [Overall sample results]
  - Independent ratings
    - ✦ Strength rating (1997-2021)
    - ✦ Importance rating (2008-2021)
  - Identity Index (2008-2021)
  - The dichotomy of “Hongkonger” versus “Chinese” identity (1997-2021)
- In-depth analysis by age groups

# Survey Result - Hong Kong People's Ethnic Identity

32

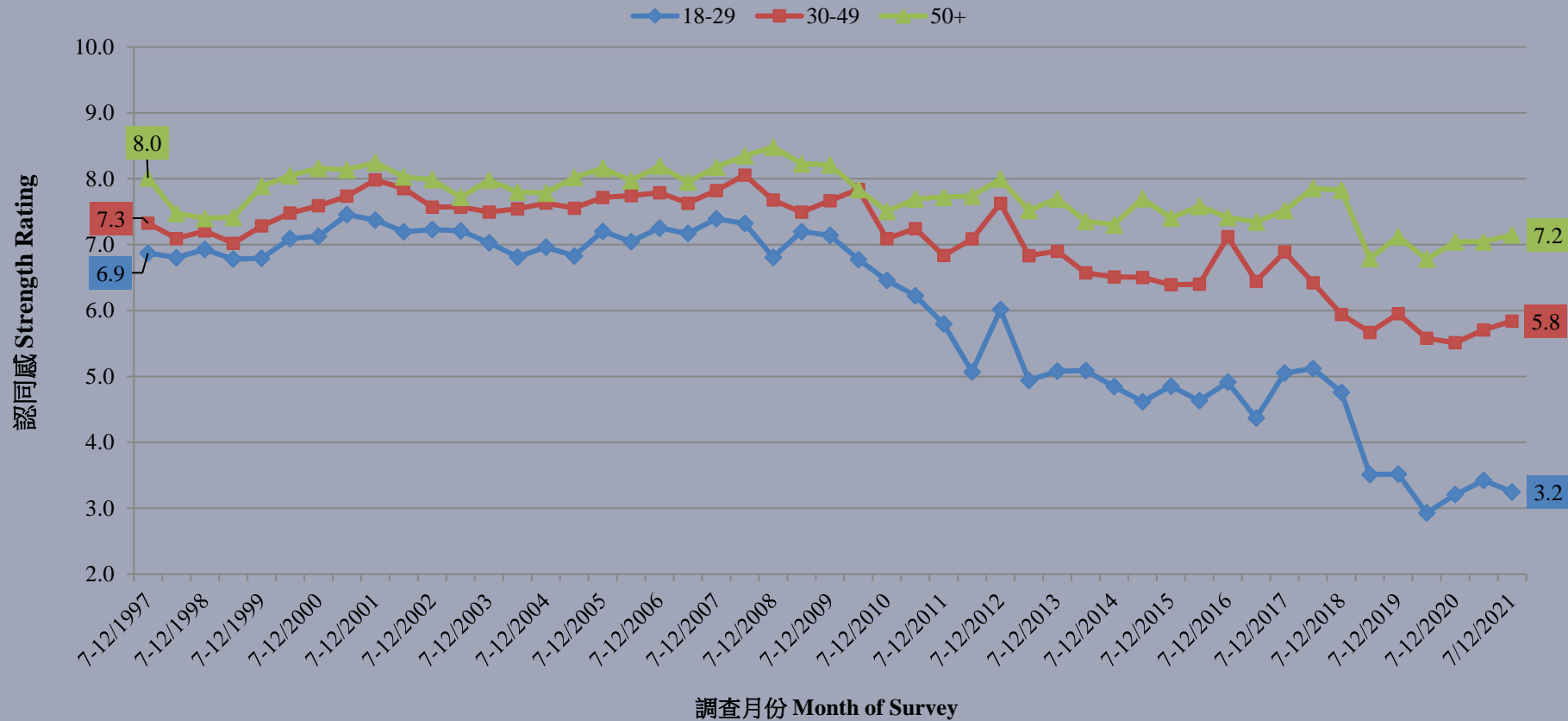
「香港人」身分認同程度評分（半年結及按年齡組別）  
Strength of “Hong Kong citizen” identity (Half-yearly average, by age group)  
(8/1997 – 12/2021)



# Survey Result - Hong Kong People's Ethnic Identity

33

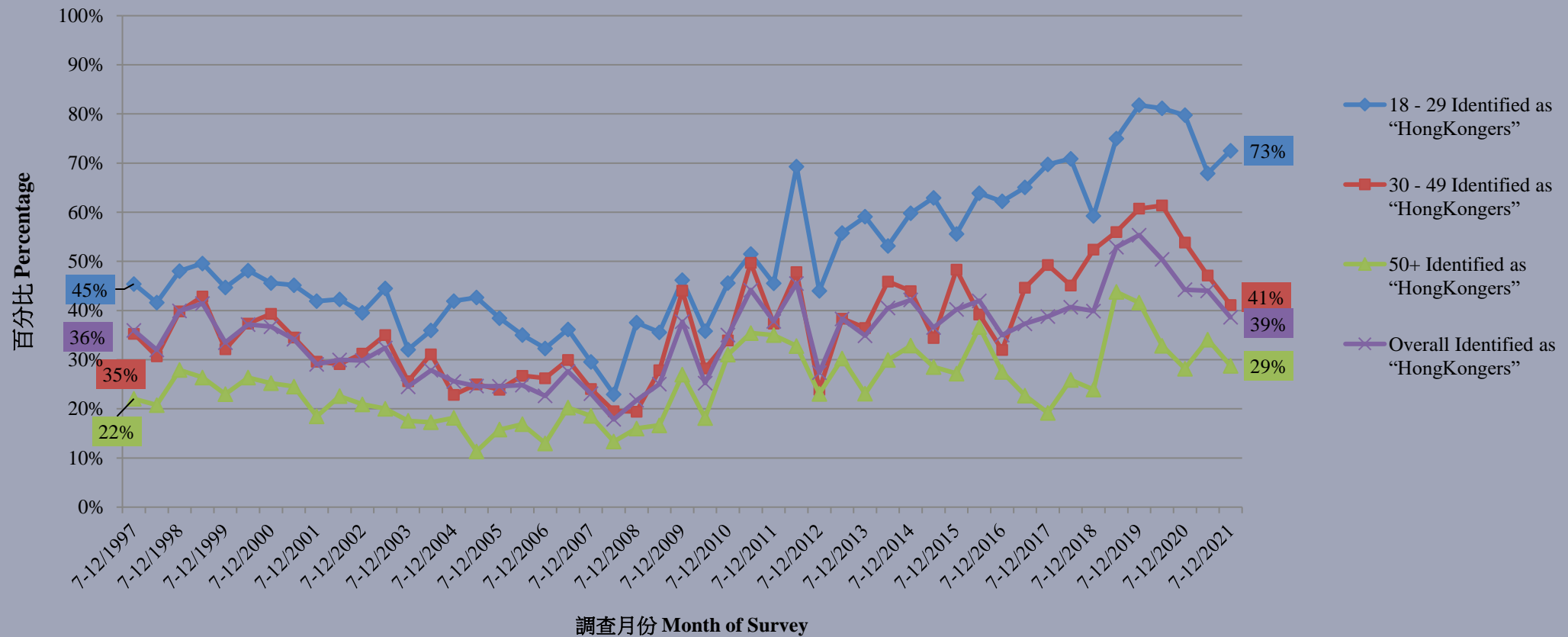
「中國人」身分認同程度評分（半年結及按年齡組別）  
Strength of "Chinese" identity (Half-yearly average, by age group)  
(8/1997 - 12/2021)



# Survey Result - Hong Kong People's Ethnic Identity

39

身分類別認同 – 自稱為「香港人」(半年結及按年齡組別)  
Ethnic Identity – Identified as “HongKongers” (Half-yearly average, by age group)  
(8/1997 – 12/2021)



# Survey Result - Hong Kong People's Ethnic Identity

40

身分類別認同 – 自稱為「中國人」(半年結及按年齡組別)  
Ethnic Identity – Identified as “Chinese” (Half-yearly average, by age group)  
(8/1997 - 12/2021)

