



HONG KONG PUBLIC OPINION RESEARCH INSTITUTE
香港民意研究所

Hong Kong Public Opinion Program of Hong Kong Public Opinion Research Institute

PopPanel Research Report No. 116 cum “We Hongkongers” Research Report No. 79

Survey Date: 6 to 9 December 2021

Release Date: 10 December 2021

Copyright of this report was generated by the Hong Kong Public Opinion Program (HKPOP) and opened to the world. HKPOP proactively promotes open data, open technology and the free flow of ideas, knowledge and information. The predecessor of HKPOP was the Public Opinion Programme at The University of Hong Kong (HKUPOP). “POP” in this publication may refer to HKPOP or HKUPOP as the case may be.

Research Background

“We Hongkongers” is an initiative advocated by Hong Kong Public Opinion Program (HKPOP) of Hong Kong Public Opinion Research Institute (HKPORI), with the support of many members of the civic society. With reference to the petition website “We the People” hosted by the White House of the United States, “We Hongkongers” aims to reflect public sentiment by conducting scientific research on any issues raised by Hong Kong citizens: https://www.pori.hk/wehongkongers_factsheet_20191017_chi.

“We Hongkongers” Project officially started on 17 October 2019, in the form of intensive rolling surveys. A total of 12 reports were published as of 23 December 2019. In mid-May 2020, in response to the rapid changes in Hong Kong’s political and public sentiment, HKPOP redeveloped the “We Hongkongers” Project. Coupled with the rapid development of the “HKPOP Panel” established by PORI in July 2019, PORI decided to launch the “We Hongkongers Panel Survey” to further strengthen interaction with the public and as well as collect and analyze public opinion and there are 29 reports in total. In January 2021, PORI redeveloped the “We Hongkongers” Project again to strengthen the cooperation with non-governmental organizations, civil society organizations, concern groups and professional organizations, and the results will be released in the form of mini-forums to initiate policy discussions.

This report also represents Report No. 116 under HKPOP Panel survey series, as well as Report No. 79 under the “We Hongkongers” Project Series. The research is co-organized with the Election Observation Project on the theme “Attention to the Legislative Council election and related election canvassing activities”.

HKPOP sent out emails to all panel members at the beginning of the survey, inviting them to fill in the questionnaire at the designated online platform. Members were allowed to make repeated submissions, while only the last submission of each individual member would be used for analysis.

Contact Information

Herewith the contact information of the “We Hongkongers” Panel Survey:

Table 1: Detailed Contact Information

Survey method	Online survey
Target population	HKPOP Panel samples, namely Hong Kong People Representative Panel (Probability-based Panel) and Hong Kong People Volunteer Panel (Non-probability-based Panel)
Weighting method	The figures are rim-weighted according to 1) age and sex profile of registered electors and the distribution by geographical constituencies from 2021 Final Register provided by the Registration and Electoral Office; 2) rating distribution of Chief Executive and political inclination distribution of registered electors from regular tracking surveys.
Date of survey	6 December, 3pm – 9 December, 3pm
Total sample size	6,970
Response rate	7.8%
Sampling error ^[1]	Sampling error of percentages at +/-1% at 95% confidence level

[1] All error figures in this release are calculated at 95% confidence level. “95% confidence level” means that if we were to repeat a certain survey 100 times with different random samples, we would expect 95 times having the population parameter within the respective error margins calculated. Because of sampling errors, when quoting percentages, journalists should refrain from reporting decimal places, whereas one decimal place can be used when quoting rating figures.

PopPanel Composition

Regarding data collection, survey data from both the Hong Kong People Representative Panel and Hong Kong People Volunteer Panel were collected in the form of online questionnaire.

Among them, the Hong Kong People Representative Panel comes from members of the “HKPOP Panel” recruited in regular random telephone surveys. HKPOP uses “HKPOP Panel” as a framework for conducting surveys for different research projects, any eligible family member in the household may be invited to participate in a specific research.

Meanwhile, members of the Hong Kong People Volunteer Panel are recruited online. Citizens only need to self-register in HKPORI website to participate in online questionnaires.

All panel data collected will be adjusted using rim-weighting, to minimize the effects of self-selection bias or participation bias. Details are documented in the Weighting Procedure section.

Response Rate

HKPOP adopts a set of contact definition in compliance with most international standards. Historically, the social research community in Hong Kong has developed its own set of contact rates, cooperation rates, response rates, and so on. HKPOP normally reports the "success rate" for online surveys.

The calculation of the success rates in this study refers to the following tables.

Table 2: Calculation of success rate of the HKPOP Panel (by HKPOP definition)

Success rate		
=	$\frac{\text{Successful cases}}{\text{Panel size of the HKPOP Panel}}$	x 100.0%
=	$\frac{6,970}{89,270}$	x 100.0%
=	7.8%	

Weighting Procedure

HKPOP has continuously adopted and enhanced its weighting method over the past few decades. For this survey, HKPOP adopts a “2 by 5 by 10 by 4 by 5” weighting procedure involving five variables, namely, gender, age, electors by geographical constituencies, political inclination and rating of Chief Executive. Basically, the raw data of practically all random telephone surveys conducted by HKPOP are rim-weighted by the figures obtained from the Hong Kong Census and Statistics Department and/or Registration and Electoral Office so that the marginal distribution of the sample in terms of gender, age and electors by geographical constituencies would match with that of the general population figures from the Registration and Electoral Office. The marginal distribution of the sample in terms of political inclination and “rating of Chief Executive” would match that of the general population in HKPOP’s regular tracking surveys. This rim-weighting method (sometimes called raking) is found to be the most practicable method in processing HKPOP’s survey data.

Specifically, the gender and age groupings used for weighting are as follows:

- Male 18-29
- Male 30-39
- Male 40-49
- Male 50-59
- Male 60 or above
- Female 18-29
- Female 30-39
- Female 40-49
- Female 50-59
- Female 60 or above

The groupings for electors by geographical constituencies used for weighting are as follows:

- Hong Kong Island East
- Hong Kong Island West
- Kowloon East
- Kowloon West
- Kowloon Central
- New Territories South East
- New Territories North
- New Territories North West
- New Territories South West
- New Territories North East

The political inclination groupings used for weighting are as follows:

- Incline towards the pro-democracy camp
- Incline towards the pro-establishment camp
- Incline towards the centrist
- No political inclination / politically neutral / don’t belong to any camp

The “rating of Chief Executive” groupings used for weighting are as follows:

- 0 mark
- 1-49 marks
- 50 marks
- 51-99 marks
- 100 marks

Quantitative Analysis Results

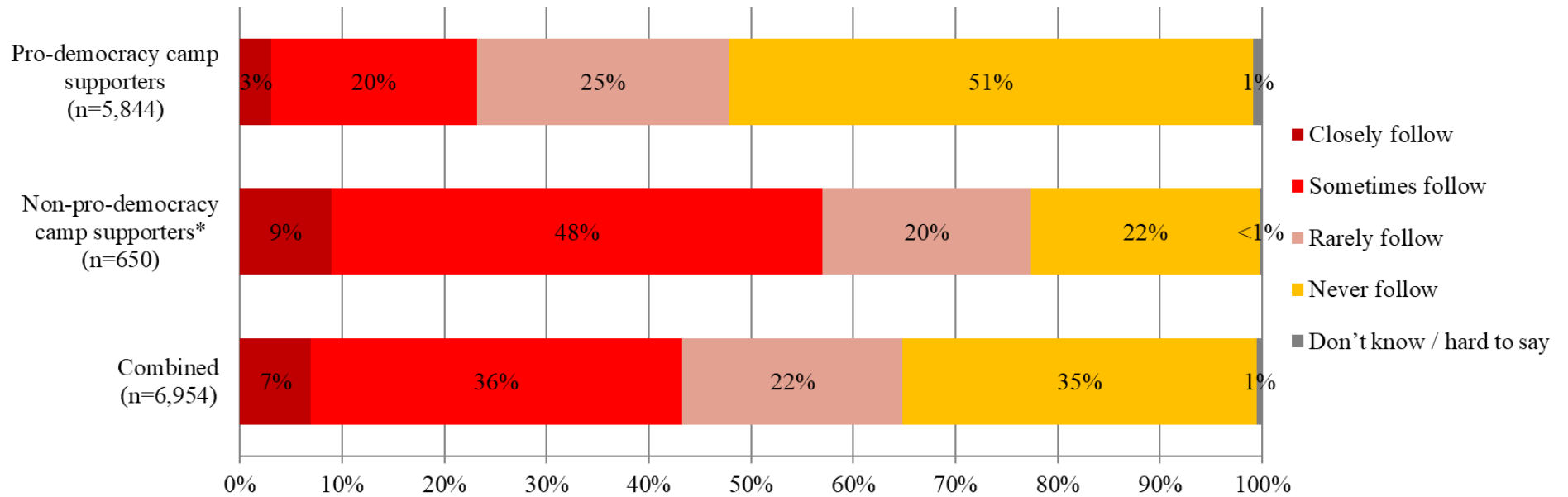
Quantitative analysis results of the “We Hongkongers” Panel Survey, after applying the standard weighting procedures, are as follows, all questions listed hereby are opinion questions:

Table 3: Q1 Survey results, by camp type; Survey period: 6-9/12/2021

Q1 How closely do you follow the election forums or news reports on election forums?	Pro-democracy camp supporters (Base=5,844)	Non-pro-democracy camp supporters ^[2] (Base=650)	Combined (Base=6,954)
Closely follow	3%	9%	7%
Sometimes follow	20%	48%	36%
Rarely follow	25%	20%	22%
Never follow	51%	22%	35%
Don't know / hard to say	1%	<1%	1%

[2] Include: pro-establishment camp supporters, centrist supporters, no political inclination / politically neutral / do not belong to any camp

Chart 1: Q1 Combined chart, by camp type



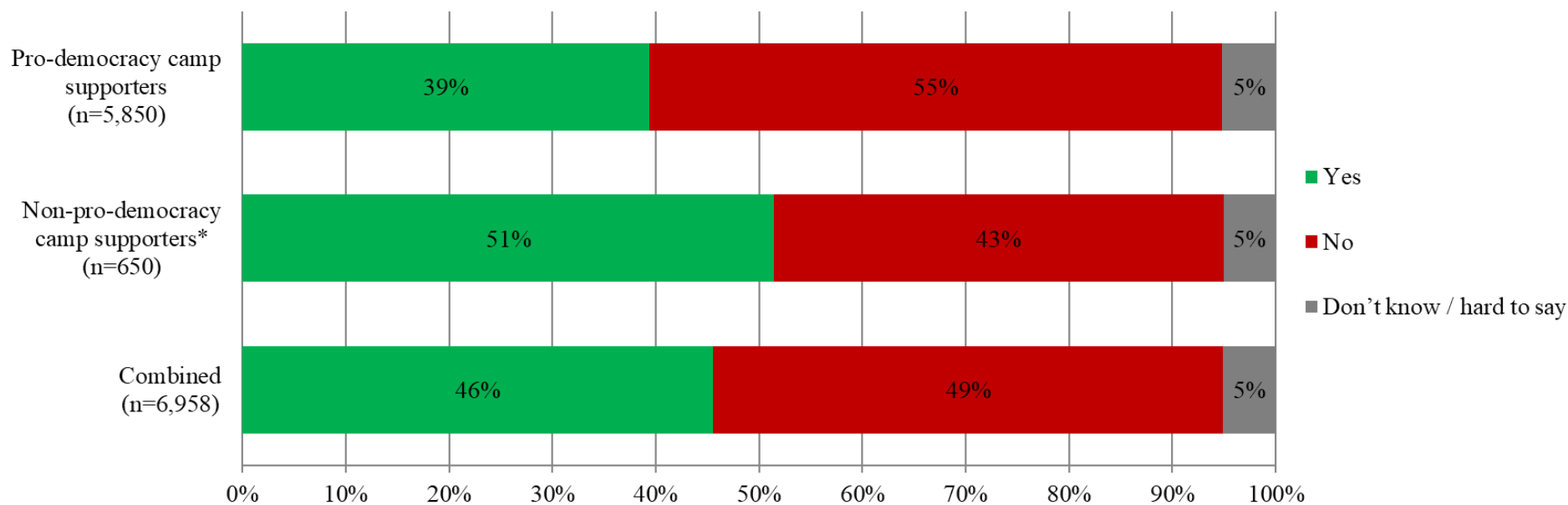
* Include: pro-establishment camp supporters, centrist supporters, no political inclination / politically neutral / do not belong to any camp

Table 4: Q2b Survey results, by camp type; Survey period: 6-9/12/2021

Q2b Regarding this Legislative Council Election, have you seen candidates canvassing in your constituency?	Pro-democracy camp supporters (Base=5,850)	Non-pro-democracy camp supporters ^[3] (Base=650)	Combined (Base=6,958)
Yes	39%	51%	46%
No	55%	43%	49%
Don't know / hard to say	5%	5%	5%

[3] Include: pro-establishment camp supporters, centrist supporters, no political inclination / politically neutral / do not belong to any camp

Chart 2: Q2b Combined chart, by camp type



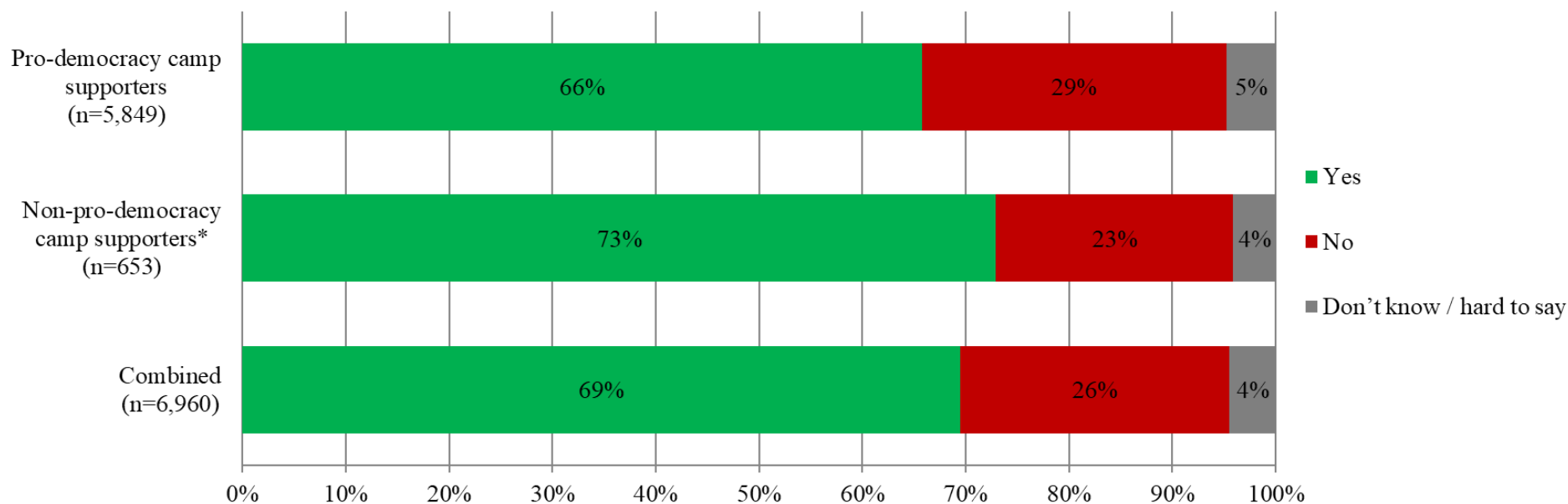
* Include: pro-establishment camp supporters, centrist supporters, no political inclination / politically neutral / do not belong to any camp

Table 5: Q2c Survey results, by camp type; Survey period: 6-9/12/2021

Q2c Regarding this Legislative Council Election, have you passed by candidates' street counters in your constituency?	Pro-democracy camp supporters (Base=5,849)	Non-pro-democracy camp supporters ^[4] (Base=653)	Combined (Base=6,960)
Yes	66%	73%	69%
No	29%	23%	26%
Don't know / hard to say	5%	4%	4%

[4] Include: pro-establishment camp supporters, centrist supporters, no political inclination / politically neutral / do not belong to any camp

Chart 3: Q2c Combined chart, by camp type



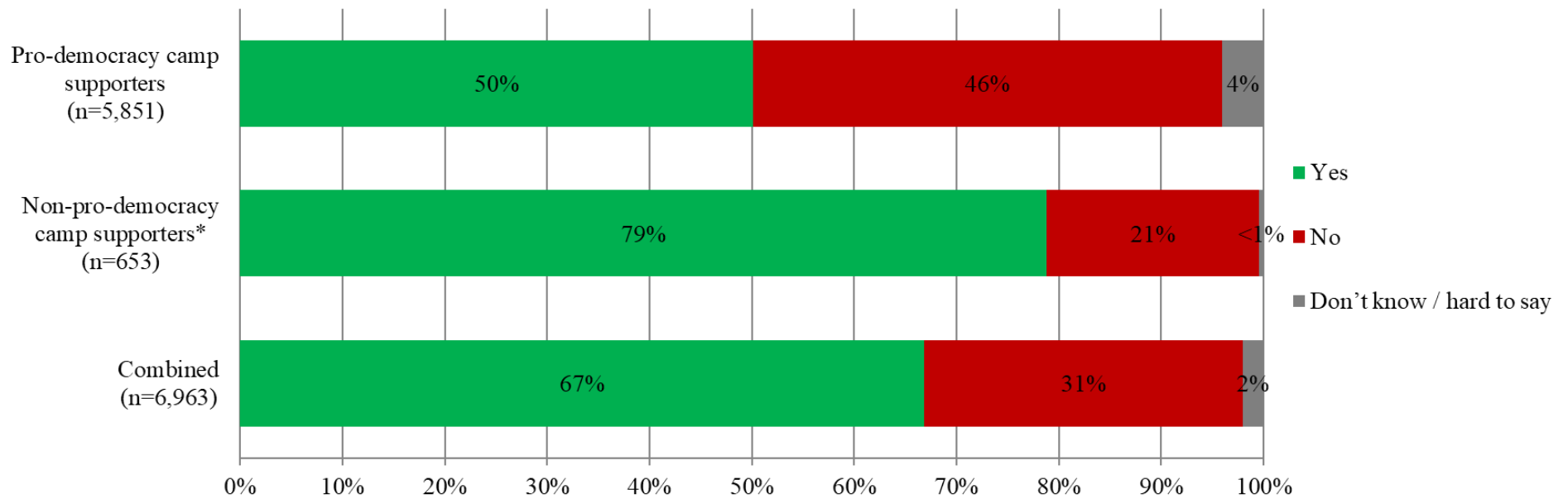
* Include: pro-establishment camp supporters, centrist supporters, no political inclination / politically neutral / do not belong to any camp

Table 6: Q2d Survey results, by camp type; Survey period: 6-9/12/2021

Q2d Regarding this Legislative Council Election, have you received leaflets from candidates?	Pro-democracy camp supporters (Base=5,851)	Non-pro-democracy camp supporters ^[5] (Base=653)	Combined (Base=6,963)
Yes	50%	79%	67%
No	46%	21%	31%
Don't know / hard to say	4%	<1%	2%

[5] Include: pro-establishment camp supporters, centrist supporters, no political inclination / politically neutral / do not belong to any camp

Chart 4: Q2d Combined chart, by camp type



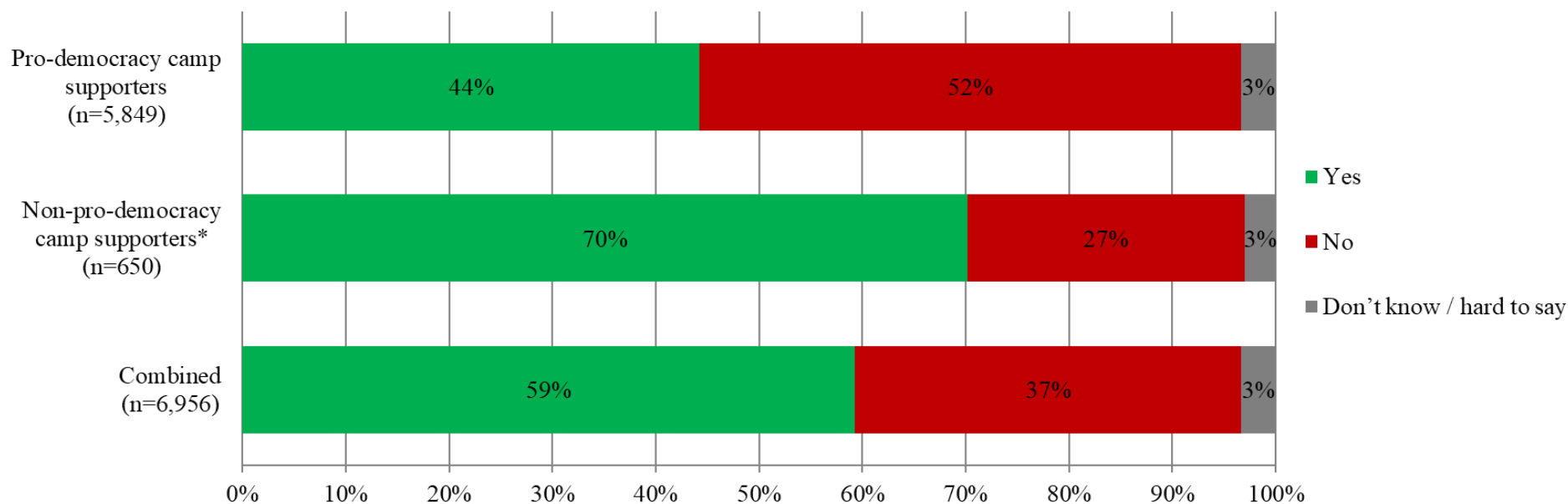
* Include: pro-establishment camp supporters, centrist supporters, no political inclination / politically neutral / do not belong to any camp

Table 7: Q2e Survey results, by camp type; Survey period: 6-9/12/2021

Q2e Regarding this Legislative Council Election, have you noticed candidates' promotional materials on the street, such as banners?	Pro-democracy camp supporters (Base=5,849)	Non-pro-democracy camp supporters ^[6] (Base=650)	Combined (Base=6,956)
Yes	44%	70%	59%
No	52%	27%	37%
Don't know / hard to say	3%	3%	3%

[6] Include: pro-establishment camp supporters, centrist supporters, no political inclination / politically neutral / do not belong to any camp

Chart 5: Q2e Combined chart, by camp type



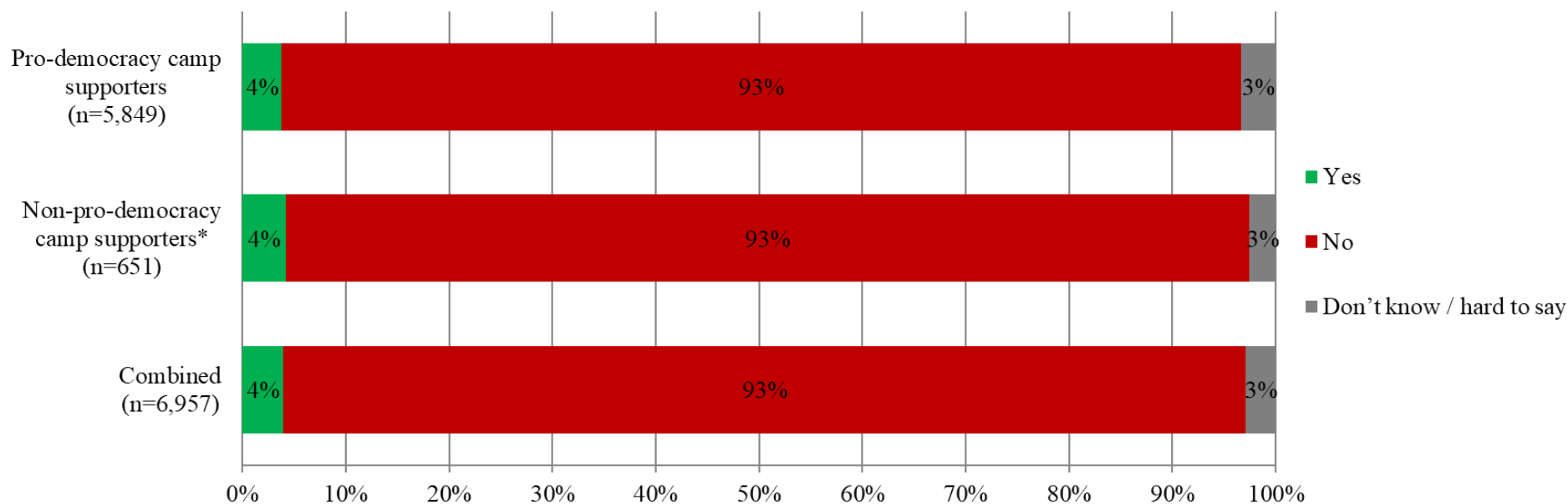
* Include: pro-establishment camp supporters, centrist supporters, no political inclination / politically neutral / do not belong to any camp

Table 8: Q2f Survey results, by camp type; Survey period: 6-9/12/2021

Q2f Regarding this Legislative Council Election, have you received messages from friends and relatives canvassing for specific candidates?	Pro-democracy camp supporters (Base=5,849)	Non-pro-democracy camp supporters ^[7] (Base=651)	Combined (Base=6,957)
Yes	4%	4%	4%
No	93%	93%	93%
Don't know / hard to say	3%	3%	3%

[7] Include: pro-establishment camp supporters, centrist supporters, no political inclination / politically neutral / do not belong to any camp

Chart 6: Q2f Combined chart, by camp type



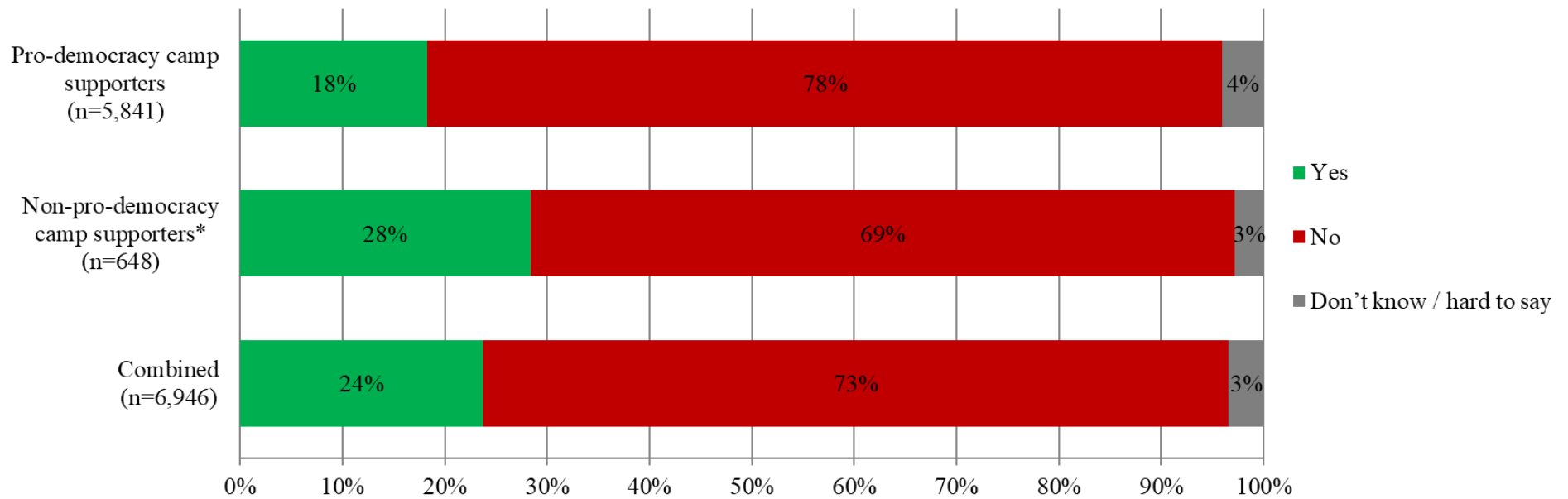
* Include: pro-establishment camp supporters, centrist supporters, no political inclination / politically neutral / do not belong to any camp

Table 9: Q2g Survey results, by camp type; Survey period: 6-9/12/2021

Q2g Regarding this Legislative Council Election, have you received canvassing messages from candidates?	Pro-democracy camp supporters (Base=5,841)	Non-pro-democracy camp supporters ^[8] (Base=648)	Combined (Base=6,946)
Yes	18%	28%	24%
No	78%	69%	73%
Don't know / hard to say	4%	3%	3%

[8] Include: pro-establishment camp supporters, centrist supporters, no political inclination / politically neutral / do not belong to any camp

Chart 7: Q2g Combined chart, by camp type



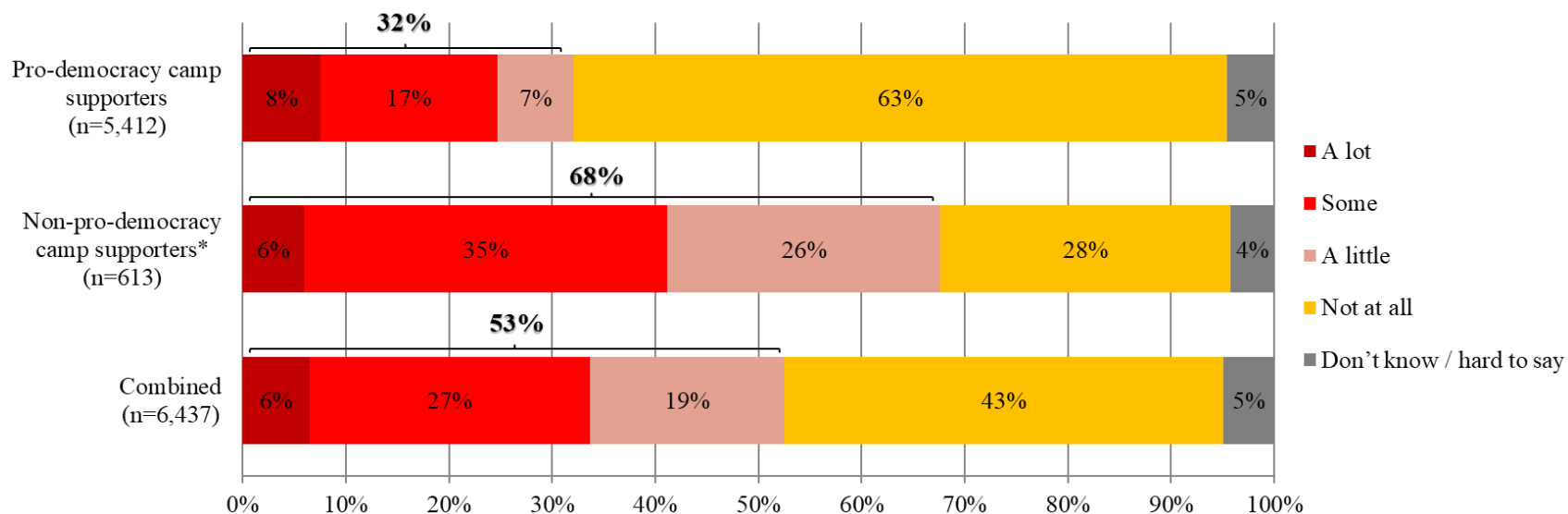
* Include: pro-establishment camp supporters, centrist supporters, no political inclination / politically neutral / do not belong to any camp

Table 10: Q3a Survey results, by camp type; Survey period: 6-9/12/2021

Q3a How much influence do you think the candidates' performance in election forums have on how and whether you will vote?	Pro-democracy camp supporters (Base=5,412)	Non-pro-democracy camp supporters ^[9] (Base=613)	Combined (Base=6,437)
A lot	8%	6%	6%
Some	17%	35%	27%
A little	7%	26%	19%
Not at all	63%	28%	43%
Don't know / hard to say	5%	4%	5%
Influenced (A lot + Some + A little)	32%	68%	53%

[9] Include: pro-establishment camp supporters, centrist supporters, no political inclination / politically neutral / do not belong to any camp

Chart 8: Q3a Combined chart, by camp type



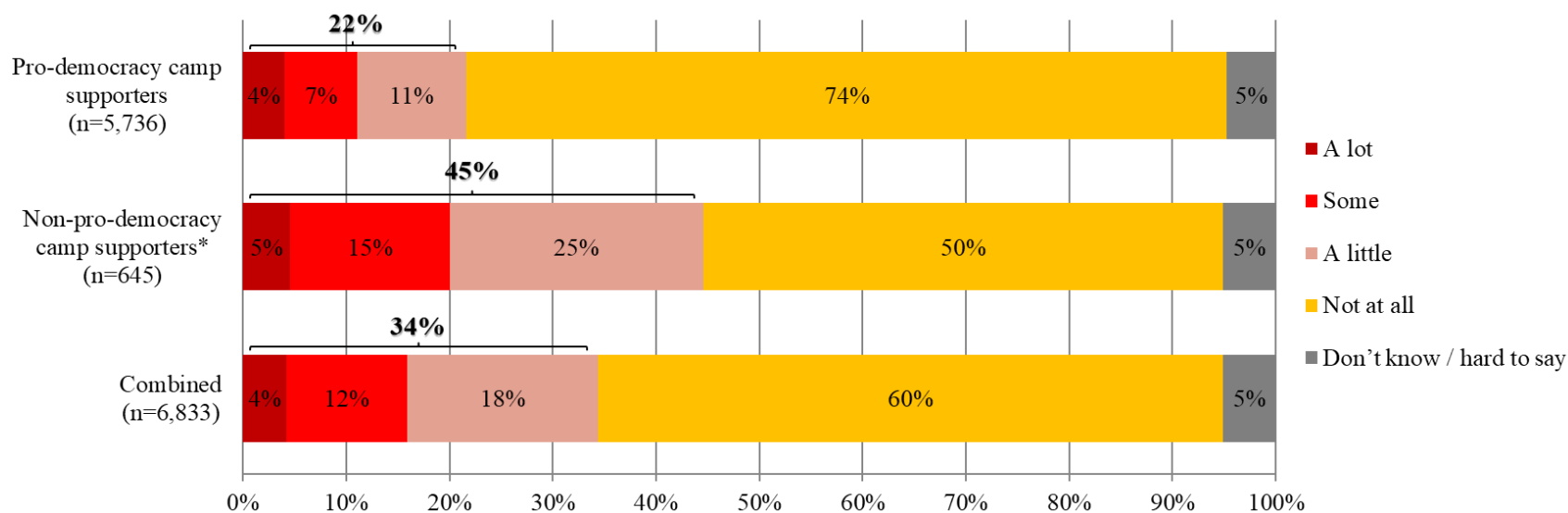
* Include: pro-establishment camp supporters, centrist supporters, no political inclination / politically neutral / do not belong to any camp

Table 11: Q3b Survey results, by camp type; Survey period: 6-9/12/2021

Q3b How much influence do you think whether you see candidates canvassing have on how and whether you will vote?	Pro-democracy camp supporters (Base=5,736)	Non-pro-democracy camp supporters ^[10] (Base=645)	Combined (Base=6,833)
A lot	4%	5%	4%
Some	7%	15%	12%
A little	11%	25%	18%
Not at all	74%	50%	60%
Don't know / hard to say	5%	5%	5%
Influenced (A lot + Some + A little)	22%	45%	34%

[10] Include: pro-establishment camp supporters, centrist supporters, no political inclination / politically neutral / do not belong to any camp

Chart 9: Q3b Combined chart, by camp type



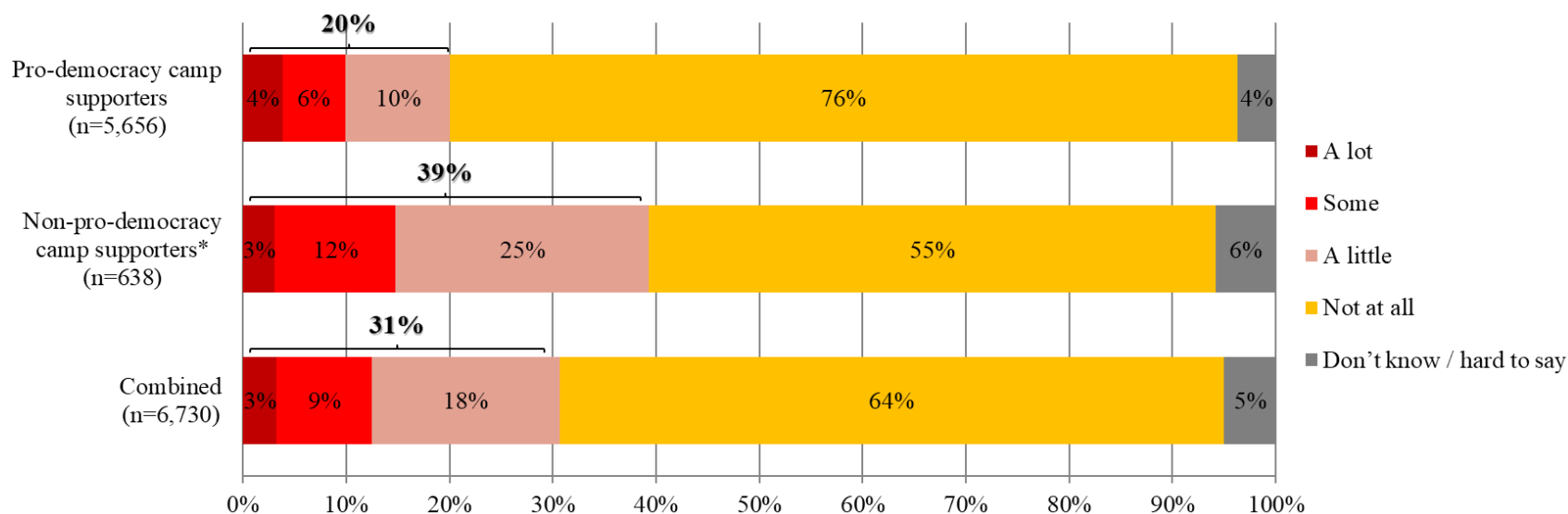
* Include: pro-establishment camp supporters, centrist supporters, no political inclination / politically neutral / do not belong to any camp

Table 12: Q3c Survey results, by camp type; Survey period: 6-9/12/2021

Q3c How much influence do you think the candidates' street counters have on how and whether you will vote?	Pro-democracy camp supporters (Base=5,656)	Non-pro-democracy camp supporters ^[11] (Base=638)	Combined (Base=6,730)
A lot	4%	3%	3%
Some	6%	12%	9%
A little	10%	25%	18%
Not at all	76%	55%	64%
Don't know / hard to say	4%	6%	5%
	20%	39%	31%

[11] Include: pro-establishment camp supporters, centrist supporters, no political inclination / politically neutral / do not belong to any camp

Chart 10: Q3c Combined chart, by camp type



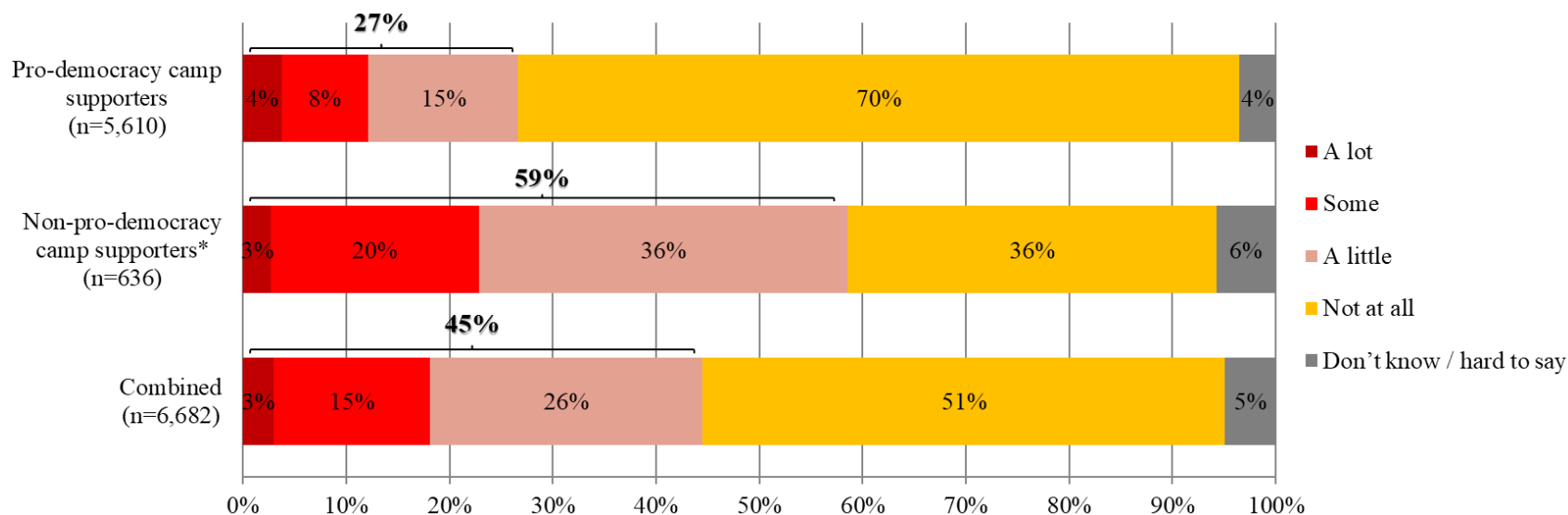
* Include: pro-establishment camp supporters, centrist supporters, no political inclination / politically neutral / do not belong to any camp

Table 13: Q3d Survey results, by camp type; Survey period: 6-9/12/2021

Q3d How much influence do you think the candidates' leaflets have on how and whether you will vote?	Pro-democracy camp supporters (Base=5,610)	Non-pro-democracy camp supporters ^[12] (Base=636)	Combined (Base=6,682)
A lot	4%	3%	3%
Some	8%	20%	15%
A little	15%	36%	26%
Not at all	70%	36%	51%
Don't know / hard to say	4%	6%	5%
	} 27%	} 59%	} 45%

[12] Include: pro-establishment camp supporters, centrist supporters, no political inclination / politically neutral / do not belong to any camp

Chart 11: Q3d Combined chart, by camp type



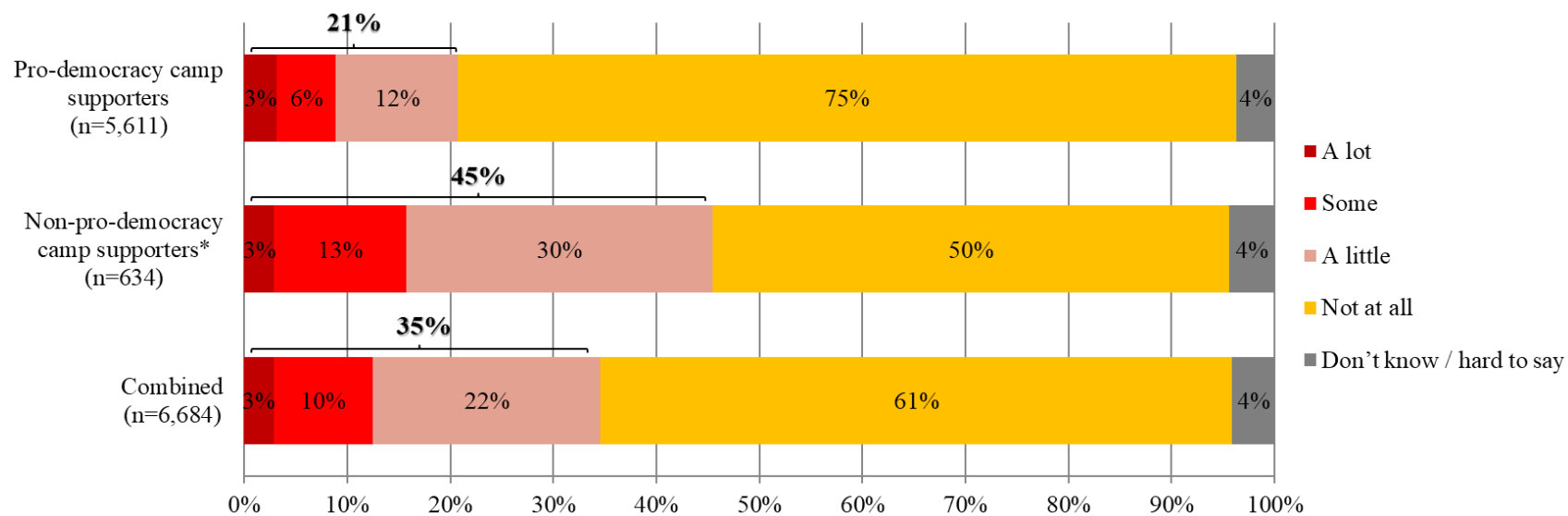
* Include: pro-establishment camp supporters, centrist supporters, no political inclination / politically neutral / do not belong to any camp

Table 14: Q3e Survey results, by camp type; Survey period: 6-9/12/2021

Q3e How much influence do you think the candidates' promotional materials on the street have on how and whether you will vote?	Pro-democracy camp supporters (Base=5,611)	Non-pro-democracy camp supporters ^[13] (Base=634)	Combined (Base=6,684)	
A lot	3%	3%	3%	
Some	6%	13%	10%	
A little	12%	30%	22%	
Not at all	75%	50%	61%	
Don't know / hard to say	4%	4%	4%	
	} Influenced 21%		} 35%	

[13] Include: pro-establishment camp supporters, centrist supporters, no political inclination / politically neutral / do not belong to any camp

Chart 12: Q3e Combined chart, by camp type



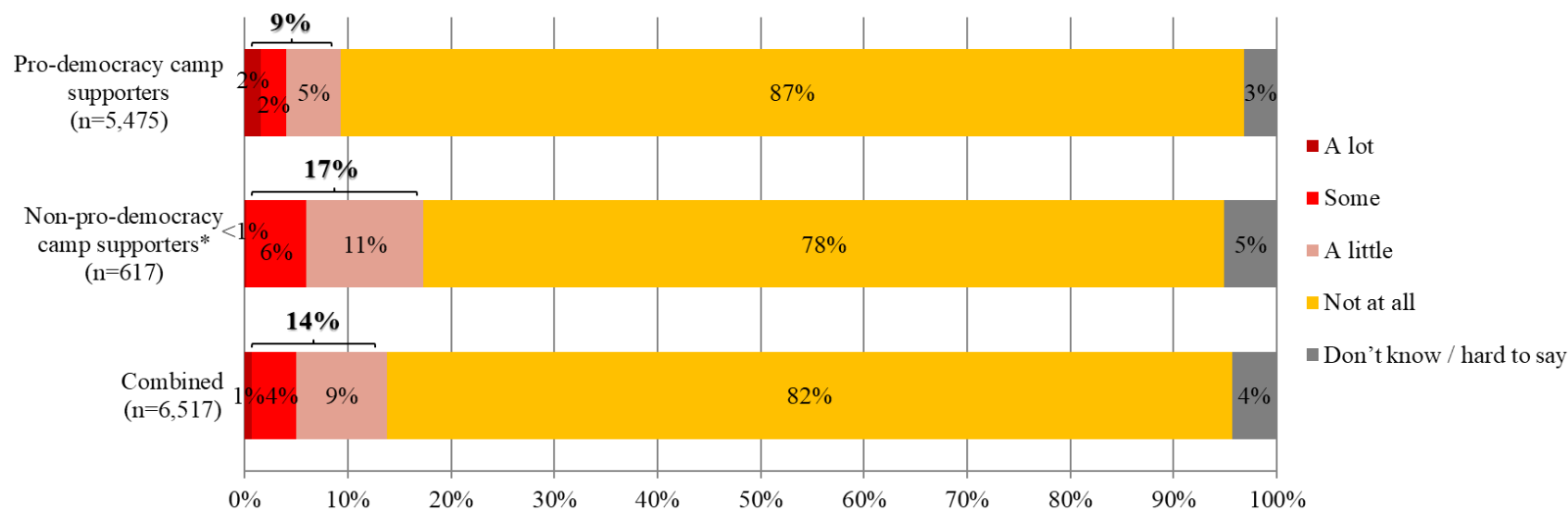
* Include: pro-establishment camp supporters, centrist supporters, no political inclination / politically neutral / do not belong to any camp

Table 15: Q3f Survey results, by camp type; Survey period: 6-9/12/2021

Q3f How much influence do you think the canvassing messages from friends and relatives have on how and whether you will vote?	Pro-democracy camp supporters (Base=5,475)	Non-pro-democracy camp supporters ^[14] (Base=617)	Combined (Base=6,517)
A lot	2%	<1%	1%
Some	2%	6%	4%
A little	5%	11%	9%
Not at all	87%	78%	82%
Don't know / hard to say	3%	5%	4%
Influenced (A lot + Some + A little)	9%	17%	14%

[14] Include: pro-establishment camp supporters, centrist supporters, no political inclination / politically neutral / do not belong to any camp

Chart 13: Q3f Combined chart, by camp type



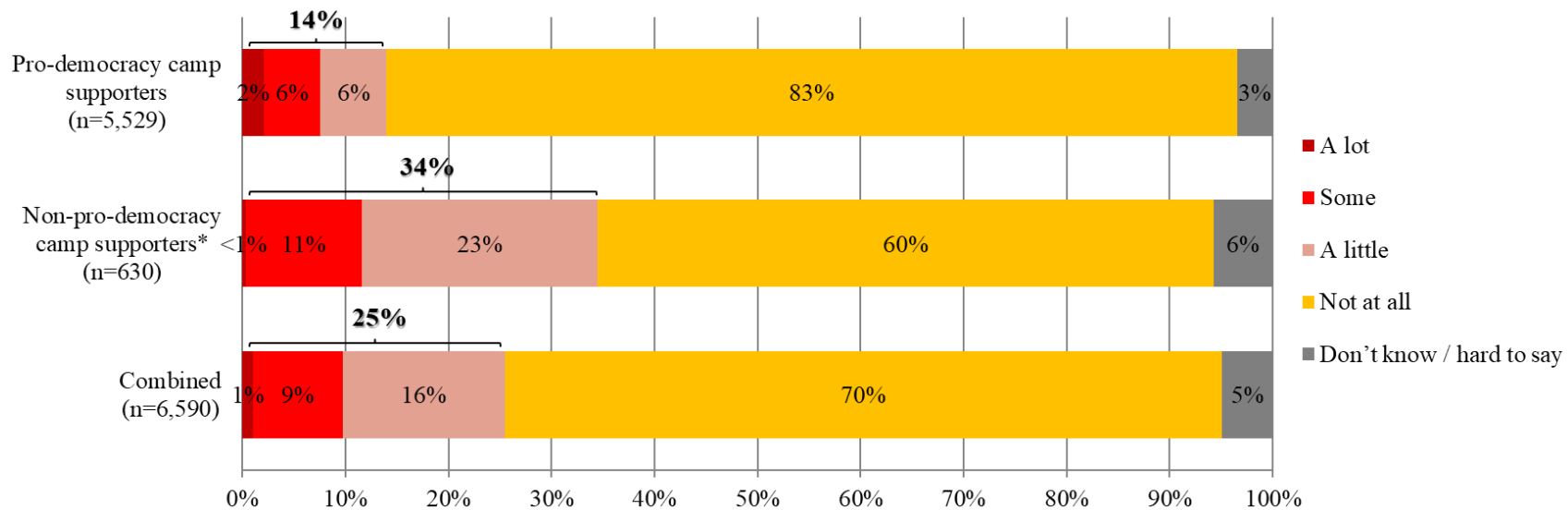
* Include: pro-establishment camp supporters, centrist supporters, no political inclination / politically neutral / do not belong to any camp

Table 16: Q3g Survey results, by camp type; Survey period: 6-9/12/2021

Q3g How much influence do you think the canvassing messages from candidates have on how and whether you will vote?	Pro-democracy camp supporters (Base=5,529)	Non-pro-democracy camp supporters ^[15] (Base=630)	Combined (Base=6,590)
A lot	2%	<1%	1%
Some	6%	11%	9%
A little	6%	23%	16%
Not at all	83%	60%	70%
Don't know / hard to say	3%	6%	5%
	14%	34%	25%

[15] Include: pro-establishment camp supporters, centrist supporters, no political inclination / politically neutral / do not belong to any camp

Chart 14: Q3g Combined chart, by camp type



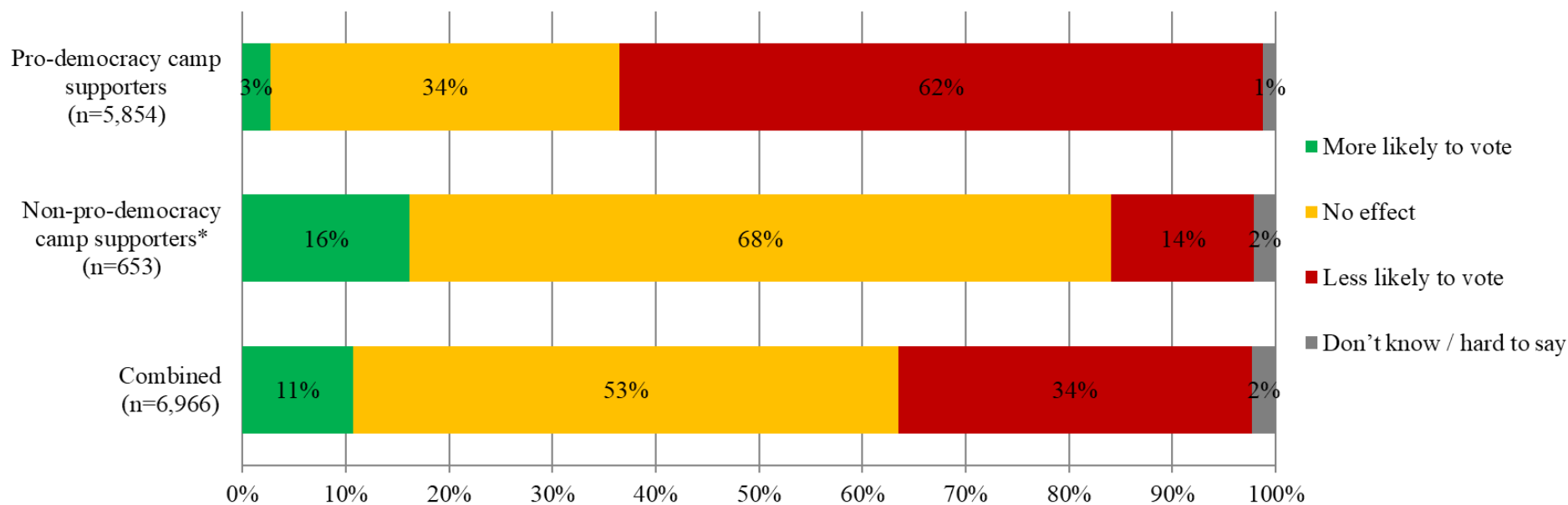
* Include: pro-establishment camp supporters, centrist supporters, no political inclination / politically neutral / do not belong to any camp

Table 17: Q4a Survey results, by camp type; Survey period: 6-9/12/2021

Q4a Do SAR government officials calling on people to vote affect your likelihood to vote?	Pro-democracy camp supporters (Base=5,854)	Non-pro-democracy camp supporters ^[16] (Base=653)	Combined (Base=6,966)
More likely to vote	3%	16%	11%
No effect	34%	68%	53%
Less likely to vote	62%	14%	34%
Don't know / hard to say	1%	2%	2%

[16] Include: pro-establishment camp supporters, centrist supporters, no political inclination / politically neutral / do not belong to any camp

Chart 15: Q4a Combined chart, by camp type



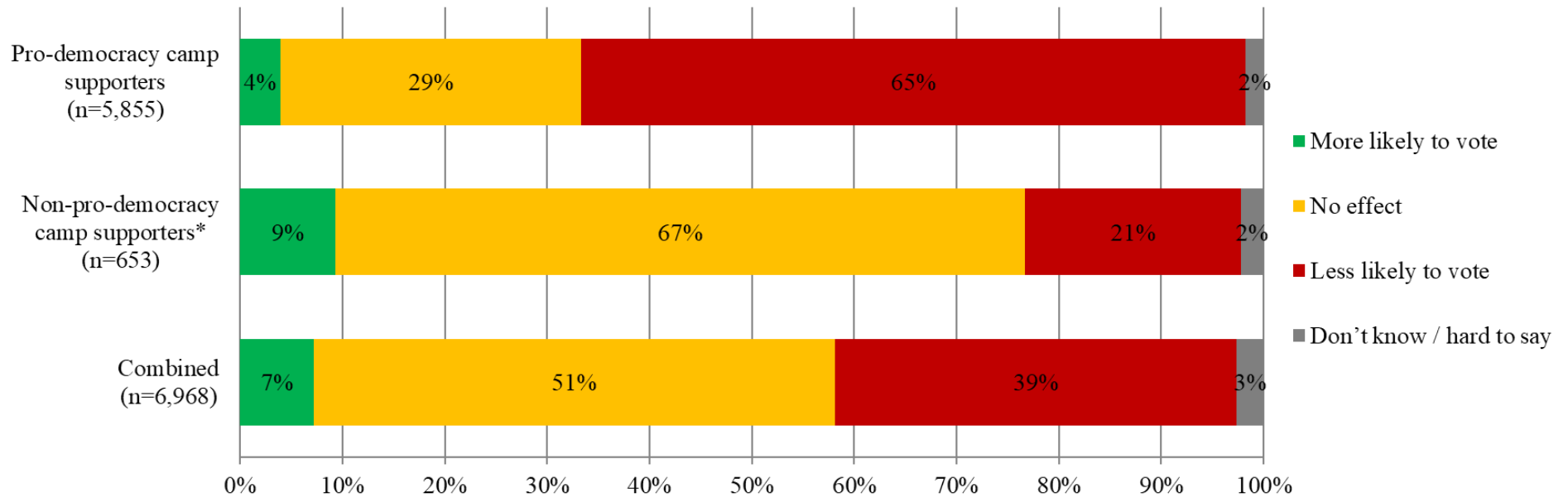
* Include: pro-establishment camp supporters, centrist supporters, no political inclination / politically neutral / do not belong to any camp

Table 18: Q4b Survey results, by camp type; Survey period: 6-9/12/2021

Q4b Do disciplinary forces conducting a counter-terrorism exercise for the election affect your likelihood to vote?	Pro-democracy camp supporters (Base=5,855)	Non-pro-democracy camp supporters ^[17] (Base=653)	Combined (Base=6,968)
More likely to vote	4%	9%	7%
No effect	29%	67%	51%
Less likely to vote	65%	21%	39%
Don't know / hard to say	2%	2%	3%

[17] Include: pro-establishment camp supporters, centrist supporters, no political inclination / politically neutral / do not belong to any camp

Chart 16: Q4b Combined chart, by camp type



* Include: pro-establishment camp supporters, centrist supporters, no political inclination / politically neutral / do not belong to any camp

Appendices

Appendix 1: Demographic profile of respondents

Gender:	Pro-democracy camp supporters				Non-pro-democracy camp supporters #				Total			
	Raw sample		Weighted sample		Raw sample		Weighted sample		Raw sample		Weighted sample	
	Freq	%	Freq	%	Freq	%	Freq	%	Freq	%	Freq	%
Male	3,340	57.0%	936	36.7%	384	58.8%	2,223	56.1%	3,989	57.3%	3,335	47.8%
Female	2,510	42.9%	1,613	63.2%	268	41.0%	1,731	43.7%	2,968	42.6%	3,628	52.1%
Other	7	0.1%	1	<0.1%	1	0.2%	5	0.1%	10	0.1%	7	0.1%
Total	5,857	100.0%	2,551	100.0%	653	100.0%	3,959	100.0%	6,967	100.0%	6,969	100.0%
Missing case(s)	0		0		0		0		3		1	

Age:	Pro-democracy camp supporters				Non-pro-democracy camp supporters #				Total			
	Raw sample		Weighted sample		Raw sample		Weighted sample		Raw sample		Weighted sample	
	Freq	%	Freq	%	Freq	%	Freq	%	Freq	%	Freq	%
18 - 29	801	13.7%	659	25.8%	46	7.0%	335	8.5%	899	13.0%	1,082	15.7%
30 - 39	1,477	25.2%	400	15.7%	118	18.1%	583	14.7%	1,707	24.7%	1,034	15.0%
40 - 49	1,454	24.9%	351	13.8%	151	23.1%	681	17.2%	1,720	24.9%	1,140	16.5%
50 - 59	1,332	22.8%	432	17.0%	184	28.2%	844	21.3%	1,618	23.4%	1,369	19.8%
60 or above	787	13.5%	707	27.7%	154	23.6%	1,516	38.3%	976	14.1%	2,289	33.1%
Total	5,851	100.0%	2,550	100.0%	653	100.0%	3,959	100.0%	6,920	100.0%	6,915	100.0%
Missing case(s)	6		1		0		0		50		55	

Education attainment:	Pro-democracy camp supporters				Non-pro-democracy camp supporters #				Total			
	Raw sample		Weighted sample		Raw sample		Weighted sample		Raw sample		Weighted sample	
	Freq	%	Freq	%	Freq	%	Freq	%	Freq	%	Freq	%
Primary or below	14	0.2%	4	0.2%	2	0.3%	17	0.4%	17	0.3%	22	0.3%
Secondary	900	15.4%	445	17.5%	140	21.5%	821	20.9%	1,072	16.0%	1,295	19.4%
Tertiary or above	4,937	84.4%	2,100	82.4%	510	78.2%	3,084	78.6%	5,600	83.7%	5,350	80.3%
Total	5,851	100.0%	2,549	100.0%	652	100.0%	3,923	100.0%	6,689	100.0%	6,666	100.0%
Missing case(s)	6		2		1		36		281		304	

Occupation:	Pro-democracy camp supporters				Non-pro-democracy camp supporters #				Total			
	Raw sample		Weighted sample		Raw sample		Weighted sample		Raw sample		Weighted sample	
	Freq	%	Freq	%	Freq	%	Freq	%	Freq	%	Freq	%
Administrators and professionals	2,388	40.8%	702	27.6%	249	38.1%	1,216	30.7%	2,700	40.4%	1,983	29.6%
Clerks and service workers	1,595	27.3%	692	27.2%	154	23.6%	802	20.3%	1,795	26.9%	1,523	22.7%
Workers	136	2.3%	45	1.8%	25	3.8%	113	2.8%	164	2.5%	159	2.4%
Students	188	3.2%	169	6.6%	8	1.2%	154	3.9%	201	3.0%	330	4.9%
Home-makers / housewives	268	4.6%	151	5.9%	17	2.6%	109	2.8%	295	4.4%	271	4.0%
Others	1,272	21.8%	789	31.0%	200	30.6%	1,565	39.5%	1,528	22.9%	2,435	36.3%
Total	5,847	100.0%	2,549	100.0%	653	100.0%	3,959	100.0%	6,683	100.0%	6,702	100.0%
Missing case(s)	10		2		0		0		287		268	

District:	Pro-democracy camp supporters				Non-pro-democracy camp supporters #				Total			
	Raw sample		Weighted sample		Raw sample		Weighted sample		Raw sample		Weighted sample	
	Freq	%	Freq	%	Freq	%	Freq	%	Freq	%	Freq	%
Central & Western	220	3.8%	120	4.7%	24	3.8%	39	1.0%	265	3.9%	175	2.6%
Wan Chai	142	2.4%	23	0.9%	21	3.3%	172	4.6%	170	2.5%	196	2.9%
Eastern	550	9.5%	157	6.2%	68	10.7%	292	7.8%	633	9.3%	456	6.8%
Southern	222	3.8%	99	3.9%	24	3.8%	115	3.1%	263	3.8%	224	3.3%
Yau Tsim Mong	240	4.1%	102	4.0%	21	3.3%	193	5.1%	278	4.1%	314	4.7%
Sham Shui Po	290	5.0%	43	1.7%	39	6.1%	143	3.8%	356	5.2%	194	2.9%
Kowloon City	302	5.2%	164	6.5%	35	5.5%	311	8.3%	361	5.3%	496	7.4%
Wong Tai Sin	309	5.3%	206	8.2%	30	4.7%	139	3.7%	364	5.3%	373	5.6%
Kwun Tong	407	7.0%	228	9.0%	48	7.5%	261	6.9%	490	7.2%	522	7.8%
Tsuen Wan	284	4.9%	104	4.1%	35	5.5%	236	6.3%	340	5.0%	358	5.3%
Tuen Mun	363	6.3%	211	8.3%	37	5.8%	167	4.4%	414	6.1%	386	5.8%
Yuen Long	362	6.2%	176	6.9%	53	8.3%	470	12.5%	449	6.6%	697	10.4%
North	196	3.4%	146	5.8%	15	2.4%	74	2.0%	230	3.4%	242	3.6%
Tai Po	283	4.9%	140	5.5%	26	4.1%	140	3.7%	328	4.8%	304	4.5%
Sai Kung	509	8.8%	162	6.4%	46	7.2%	255	6.8%	578	8.5%	433	6.5%
Sha Tin	677	11.7%	269	10.6%	69	10.8%	423	11.3%	799	11.7%	775	11.6%
Kwai Tsing	332	5.7%	139	5.5%	37	5.8%	233	6.2%	389	5.7%	421	6.3%
Islands	111	1.9%	41	1.6%	10	1.6%	93	2.5%	129	1.9%	140	2.1%
Total	5,799	100.0%	2,527	100.0%	638	100.0%	3,757	100.0%	6,836	100.0%	6,705	100.0%
Missing case(s)	58		24		15		203		134		265	

Political inclination:	Pro-democracy camp supporters				Non-pro-democracy camp supporters #				Total			
	Raw sample		Weighted sample		Raw sample		Weighted sample		Raw sample		Weighted sample	
	Freq	%	Freq	%	Freq	%	Freq	%	Freq	%	Freq	%
Pro-democracy camp	3,401	58.1%	1,613	63.2%	0	0.0%	0	0.0%	3,401	50.8%	1,613	24.1%
Pro-establishment camp	0	0.0%	0	0.0%	39	6.0%	739	18.7%	39	0.6%	739	11.0%
Localist	2,456	41.9%	938	36.8%	0	0.0%	0	0.0%	2,456	36.7%	938	14.0%
Centrist	0	0.0%	0	0.0%	232	35.5%	1,227	31.0%	232	3.5%	1,227	18.3%
Others	0	0.0%	0	0.0%	0	0.0%	0	0.0%	68	1.0%	65	1.0%
No political inclination / politically neutral / don't belong to any camp	0	0.0%	0	0.0%	382	58.5%	1,992	50.3%	382	5.7%	1,992	29.7%
Don't know / hard to say	0	0.0%	0	0.0%	0	0.0%	0	0.0%	114	1.7%	126	1.9%
Total	5,857	100.0%	2,551	100.0%	653	100.0%	3,959	100.0%	6,692	100.0%	6,701	100.0%
Missing case(s)	0		0		0		0		278		269	

Voted political camp in
2019 District Council
Election:

Pro-democracy camp supporters

Non-pro-democracy camp supporters #

Total

	Raw sample		Weighted sample		Raw sample		Weighted sample		Raw sample		Weighted sample	
	Freq	%	Freq	%	Freq	%	Freq	%	Freq	%	Freq	%
Democratic	5,650	96.5%	2,260	88.6%	433	66.3%	1,119	28.3%	6,487	93.1%	3,683	52.8%
Non-democratic	22	0.4%	148	5.8%	120	18.4%	2,237	56.5%	150	2.2%	2,469	35.4%
Did not vote / blank vote / void vote / don't know / hard to say / refuse to answer	136	2.3%	116	4.6%	87	13.3%	477	12.0%	258	3.7%	654	9.4%
Not a registered voter	49	0.8%	27	1.1%	13	2.0%	126	3.2%	75	1.1%	163	2.3%
Total	5,857	100.0%	2,551	100.0%	653	100.0%	3,959	100.0%	6,970	100.0%	6,970	100.0%

Including pro-establishment camp supporters, centrist supporters, no political inclination / politically neutral / do not belong to any camp

Appendix 2: Contact Information

Total valid samples	6,970
Survey period	6-9/12/2021
Success rate	7.8%
Questionnaires sent out	89,270
Questionnaires received	7,628
Ineligible samples	180
Invalid samples	0
Incomplete samples	478
Standard error	0.6%
Sampling error	1.2%

Appendix 3: Quantitative analyses of registered electors in Hong Kong

Q1 Survey results, by camp type; Survey period: 6-9/12/2021

Q1 How closely do you follow the election forums or news reports on election forums?	Pro-democracy camp supporters	Non-pro-democracy camp supporters #	Total
	Percentages (Base=5,844)	Percentages (Base=650)	Percentages (Base=6,954)
Closely follow	3.1%	8.9%	6.9%
Sometimes follow	20.1%	48.1%	36.3%
Rarely follow	24.6%	20.4%	21.6%
Never follow	51.3%	22.4%	34.6%
Don't know / hard to say	0.9%	0.2%	0.6%
Total	100.0%	100.0%	100.0%
<i>Refuse to answer</i>	6	9	15

Including pro-establishment camp supporters, centrist supporters, no political inclination / politically neutral / do not belong to any camp

Q2b Survey results, by camp type; Survey period: 6-9/12/2021

Q2b Regarding this Legislative Council Election, have you? [Seen candidates canvassing in your constituency]	Pro-democracy camp supporters	Non-pro-democracy camp supporters #	Total
	Percentages (Base=5,850)	Percentages (Base=650)	Percentages (Base=6,958)
Yes	39.4%	51.5%	45.5%
No	55.4%	43.5%	49.3%
Don't know / hard to say	5.2%	5.1%	5.1%
Total	100.0%	100.0%	100.0%
<i>Refuse to answer</i>	6	38	45

Including pro-establishment camp supporters, centrist supporters, no political inclination / politically neutral / do not belong to any camp

Q2c Survey results, by camp type; Survey period: 6-9/12/2021

Q2c Regarding this Legislative Council Election, have you? [Passed by candidates' street counters in your constituency]	Pro-democracy camp supporters	Non-pro-democracy camp supporters #	Total
	Percentages	Percentages	Percentages
	(Base=5,849)	(Base=653)	(Base=6,960)
Yes	65.8%	72.9%	69.5%
No	29.4%	23.0%	26.1%
Don't know / hard to say	4.8%	4.1%	4.5%
Total	100.0%	100.0%	100.0%
<i>Refuse to answer</i>	3	0	4

Including pro-establishment camp supporters, centrist supporters, no political inclination / politically neutral / do not belong to any camp

Q2d Survey results, by camp type; Survey period: 6-9/12/2021

Q2d Regarding this Legislative Council Election, have you? [Received leaflets from candidates]	Pro-democracy camp supporters	Non-pro-democracy camp supporters #	Total
	Percentages	Percentages	Percentages
	(Base=5,851)	(Base=653)	(Base=6,963)
Yes	50.1%	78.8%	66.8%
No	45.8%	20.8%	31.1%
Don't know / hard to say	4.1%	0.4%	2.1%
Total	100.0%	100.0%	100.0%
<i>Refuse to answer</i>	2	0	2

Including pro-establishment camp supporters, centrist supporters, no political inclination / politically neutral / do not belong to any camp

Q2e Survey results, by camp type; Survey period: 6-9/12/2021

Q2e Regarding this Legislative Council Election, have you? [Noticed candidates' promotional materials on the street, such as banners]	Pro-democracy camp supporters	Non-pro-democracy camp supporters #	Total
	Percentages (Base=5,849)	Percentages (Base=650)	Percentages (Base=6,956)
Yes	44.3%	70.1%	59.3%
No	52.4%	26.9%	37.4%
Don't know / hard to say	3.3%	3.0%	3.4%
Total	100.0%	100.0%	100.0%
<i>Refuse to answer</i>	25	4	32

Including pro-establishment camp supporters, centrist supporters, no political inclination / politically neutral / do not belong to any camp

Q2f Survey results, by camp type; Survey period: 6-9/12/2021

Q2f Regarding this Legislative Council Election, have you? [Received messages from friends and relatives canvassing for specific candidates]	Pro-democracy camp supporters	Non-pro-democracy camp supporters #	Total
	Percentages (Base=5,849)	Percentages (Base=651)	Percentages (Base=6,957)
Yes	3.8%	4.2%	3.9%
No	92.8%	93.3%	93.2%
Don't know / hard to say	3.4%	2.5%	2.9%
Total	100.0%	100.0%	100.0%
<i>Refuse to answer</i>	2	38	41

Including pro-establishment camp supporters, centrist supporters, no political inclination / politically neutral / do not belong to any camp

Q2g Survey results, by camp type; Survey period: 6-9/12/2021

Q2g Regarding this Legislative Council Election, have you? [Received canvassing messages from candidates]	Pro-democracy camp supporters	Non-pro-democracy camp supporters #	Total
	Percentages (Base=5,841)	Percentages (Base=648)	Percentages (Base=6,946)
Yes	18.3%	28.4%	23.7%
No	77.6%	68.8%	72.8%
Don't know / hard to say	4.1%	2.8%	3.4%
Total	100.0%	100.0%	100.0%
<i>Refuse to answer</i>	5	47	54

Including pro-establishment camp supporters, centrist supporters, no political inclination / politically neutral / do not belong to any camp

Q3a Survey results, by camp type; Survey period: 6-9/12/2021

Q3a How much influence do you think the following factors or promotion have on how and whether you will vote? [Candidates' performance in election forums]	Pro-democracy camp supporters	Non-pro-democracy camp supporters #	Total
	Percentages (Base=5,412)	Percentages (Base=613)	Percentages (Base=6,437)
A lot	7.6%	6.0%	6.5%
Some } Influenced	17.1% } 32.1%	35.2% } 67.6%	27.2% } 52.5%
A little	7.4%	26.5%	18.8%
Not at all	63.4%	28.1%	42.5%
Don't know / hard to say	4.6%	4.3%	5.0%
Total	100.0%	100.0%	100.0%
<i>Refuse to answer</i>	153	105	295
Net value (Influenced- Not at all)	-31.3%	+39.6%	+10.0%

Including pro-establishment camp supporters, centrist supporters, no political inclination / politically neutral / do not belong to any camp

Q3b Survey results, by camp type; Survey period: 6-9/12/2021

Q3b How much influence do you think the following factors or promotion have on how and whether you will vote? [Whether you see candidates canvassing]	Pro-democracy camp supporters	Non-pro-democracy camp supporters #	Total
	Percentages (Base=5,736)	Percentages (Base=645)	Percentages (Base=6,833)
A lot	4.0%	4.6%	4.2%
Some } Influenced	7.0% } 21.7%	15.5% } 44.6%	11.8% } 34.4%
A little	10.6%	24.6%	18.5%
Not at all	73.6%	50.3%	60.5%
Don't know / hard to say	4.7%	5.1%	5.1%
Total	100.0%	100.0%	100.0%
<i>Refuse to answer</i>	34	11	85
Net value (Influenced- Not at all)	-52.0%	-5.7%	-26.1%

Including pro-establishment camp supporters, centrist supporters, no political inclination / politically neutral / do not belong to any camp

Q3c Survey results, by camp type; Survey period: 6-9/12/2021

Q3c How much influence do you think the following factors or promotion have on how and whether you will vote? [Candidates' street counters]	Pro-democracy camp supporters	Non-pro-democracy camp supporters #	Total
	Percentages (Base=5,656)	Percentages (Base=638)	Percentages (Base=6,730)
A lot	3.8%	3.1%	3.3%
Some } Influenced	6.1% } 20.1%	11.7% } 39.3%	9.2% } 30.6%
A little	10.1%	24.5%	18.2%
Not at all	76.2%	54.9%	64.4%
Don't know / hard to say	3.7%	5.8%	5.0%
Total	100.0%	100.0%	100.0%
<i>Refuse to answer</i>	62	38	152
Net value (Influenced- Not at all)	-56.1%	-15.6%	-33.7%

Including pro-establishment camp supporters, centrist supporters, no political inclination / politically neutral / do not belong to any camp

Q3d Survey results, by camp type; Survey period: 6-9/12/2021

Q3d How much influence do you think the following factors or promotion have on how and whether you will vote? [Candidates' leaflets]	Pro-democracy camp supporters	Non-pro-democracy camp supporters #	Total
	Percentages (Base=5,610)	Percentages (Base=636)	Percentages (Base=6,682)
A lot	3.7%	2.7%	3.0%
Some } Influenced	8.4% } 26.6%	20.1% } 58.6%	15.1% } 44.5%
A little	14.5%	35.8%	26.4%
Not at all	69.8%	35.7%	50.6%
Don't know / hard to say	3.5%	5.7%	4.9%
Total	100.0%	100.0%	100.0%
Refuse to answer	83	65	197
Net value (Influenced- Not at all)	-43.2%	+22.9%	-6.1%

Including pro-establishment camp supporters, centrist supporters, no political inclination / politically neutral / do not belong to any camp

Q3e Survey results, by camp type; Survey period: 6-9/12/2021

Q3e How much influence do you think the following factors or promotion have on how and whether you will vote? [Candidates' promotional materials on the street, such as banners]	Pro-democracy camp supporters	Non-pro-democracy camp supporters #	Total
	Percentages (Base=5,611)	Percentages (Base=634)	Percentages (Base=6,684)
A lot	3.1%	2.9%	2.8%
Some } Influenced	5.8% } 20.8%	12.9% } 45.5%	9.6% } 34.6%
A little	11.9%	29.7%	22.1%
Not at all	75.5%	50.1%	61.3%
Don't know / hard to say	3.7%	4.4%	4.1%
Total	100.0%	100.0%	100.0%
Refuse to answer	80	35	165
Net value (Influenced- Not at all)	-54.7%	-4.7%	-26.7%

Including pro-establishment camp supporters, centrist supporters, no political inclination / politically neutral / do not belong to any camp

Q3f Survey results, by camp type; Survey period: 6-9/12/2021

Q3f How much influence do you think the following factors or promotion have on how and whether you will vote? [Canvassing messages from friends and relatives]	Pro-democracy camp supporters	Non-pro-democracy camp supporters #	Total
	Percentages (Base=5,475)	Percentages (Base=617)	Percentages (Base=6,517)
A lot	1.6%	0.2%	0.7%
Some } Influenced	2.4% } 9.3%	5.8% } 17.3%	4.3% } 13.8%
A little	5.3%	11.4%	8.8%
Not at all	87.5%	77.5%	81.9%
Don't know / hard to say	3.2%	5.1%	4.3%
Total	100.0%	100.0%	100.0%
<i>Refuse to answer</i>	180	179	418
Net value (Influenced- Not at all)	-78.2%	-60.2%	-68.1%

Including pro-establishment camp supporters, centrist supporters, no political inclination / politically neutral / do not belong to any camp

Q3g Survey results, by camp type; Survey period: 6-9/12/2021

Q3g How much influence do you think the following factors or promotion have on how and whether you will vote? [Canvassing messages from candidates]	Pro-democracy camp supporters	Non-pro-democracy camp supporters #	Total
	Percentages (Base=5,529)	Percentages (Base=630)	Percentages (Base=6,590)
A lot	2.0%	0.3%	1.0%
Some } Influenced	5.5% } 14.0%	11.2% } 34.5%	8.7% } 25.5%
A little	6.4%	22.9%	15.8%
Not at all	82.5%	59.8%	69.5%
Don't know / hard to say	3.5%	5.7%	5.0%
Total	100.0%	100.0%	100.0%
<i>Refuse to answer</i>	155	75	285
Net value (Influenced- Not at all)	-68.5%	-25.3%	-44.0%

Including pro-establishment camp supporters, centrist supporters, no political inclination / politically neutral / do not belong to any camp

Q4a Survey results, by camp type; Survey period: 6-9/12/2021

Q4a Do the following affect your likelihood to vote? [SAR government officials call on people to vote]	Pro-democracy camp supporters	Non-pro-democracy camp supporters #	Total
	Percentages (Base=5,854)	Percentages (Base=653)	Percentages (Base=6,966)
More likely to vote	2.7%	16.2%	10.7%
No effect	33.8%	67.9%	52.8%
Less likely to vote	62.3%	13.9%	34.2%
Don't know / hard to say	1.2%	2.1%	2.3%
Total	100.0%	100.0%	100.0%
<i>Refuse to answer</i>	<i>1</i>	<i>0</i>	<i>2</i>

Including pro-establishment camp supporters, centrist supporters, no political inclination / politically neutral / do not belong to any camp

Q4b Survey results, by camp type; Survey period: 6-9/12/2021

Q4b Do the following affect your likelihood to vote? [Disciplinary forces conduct a counter-terrorism exercise for the election]	Pro-democracy camp supporters	Non-pro-democracy camp supporters #	Total
	Percentages (Base=5,855)	Percentages (Base=653)	Percentages (Base=6,968)
More likely to vote	3.9%	9.3%	7.2%
No effect	29.4%	67.4%	50.8%
Less likely to vote	64.9%	21.1%	39.3%
Don't know / hard to say	1.8%	2.3%	2.6%
Total	100.0%	100.0%	100.0%
<i>Refuse to answer</i>	<i>1</i>	<i>0</i>	<i>1</i>

Including pro-establishment camp supporters, centrist supporters, no political inclination / politically neutral / do not belong to any camp

Appendix 4: Survey questionnaire (6-9/12/2021)

We Hongkongers & Community Health Survey

Hong Kong Public Opinion Research Institute is politically neutral. We welcome different opinions. All personal data will be kept strictly confidential. You can fill in the questionnaire again to express your latest views. When we need to work on the data, your last submission will be used. For enquiries, please email us at panel@pori.hk.

Last updated: xxxx-xx-xx

Tentative next update: xxxx-xx-xx

***Required**

Eligibility Confirmation

Are you a Hong Kong resident aged 12 or above (i.e., currently residing in Hong Kong)? *

- Yes
- No

We Hongkongers Series

Are you a registered voter?

- Yes
- No → [Skip other questions in We Hongkongers Series](#)

Have you ever voted in any Council Election?

(Including Legislative Council, District Council, etc.)

- Yes
- No
- Don't remember

Which political camp did you vote for in the 2019 District Council Election?

- Candidate of pro-democracy camp, including localist
- Candidate of non-pro-democracy camp, including pro-establishment camp and centrist
- Don't know / hard to say
- Blank or invalid vote

- Did not vote (was a registered voter of the election)
- Did not vote (was not a registered voter of the election)

This year’s Legislative Council Election will be held on December 19, will you vote in the election?

- Definitely will
- Probably will
- Probably won’t
- Definitely won’t
- Not yet decided
- Don’t know / hard to say

We Hongkongers Series

Do you know which of the 10 geographical constituencies do you belong to in the 2021 Legislative Council Election?

- Yes → [Show the next question](#)
- No / not sure → [Skip the next question](#)

Which geographical constituency is it?

- Hong Kong Island East → [Skip the next question](#)
- Hong Kong Island West → [Skip the next question](#)
- Kowloon East → [Skip the next question](#)
- Kowloon West → [Skip the next question](#)
- Kowloon Central → [Skip the next question](#)
- New Territories South East → [Skip the next question](#)
- New Territories North → [Skip the next question](#)
- New Territories North West → [Skip the next question](#)
- New Territories South West → [Skip the next question](#)
- New Territories North East → [Skip the next question](#)
- Don’t know / not sure

Which of the 18 districts do you live in?

- | | | |
|--|--|---|
| <input type="radio"/> Central & Western District | <input type="radio"/> Kowloon City | <input type="radio"/> North District |
| <input type="radio"/> Wan Chai | <input type="radio"/> Wong Tai Sin → Follow up | <input type="radio"/> Tai Po |
| <input type="radio"/> Eastern District | <input type="radio"/> Kwun Tong | <input type="radio"/> Sai Kung |
| <input type="radio"/> Southern District | <input type="radio"/> Tsuen Wan | <input type="radio"/> Sha Tin → Follow up |
| <input type="radio"/> Yau Tsim Mong | <input type="radio"/> Tuen Mun | <input type="radio"/> Kwai Tsing |
| <input type="radio"/> Sham Shui Po | <input type="radio"/> Yuen Long → Follow up | <input type="radio"/> Islands |

Do you live in the south-eastern or north-western part of Wong Tai Sin? The south-eastern part includes areas around Choi Hung Estate and Ngau Chi Wan Village, areas around Choi Wan Estate and Choi Fai Estate, areas around Fung Shing Street, Kingsford Terrace and Sun Lai Garden, while other areas belong to the north-western part.

- South-eastern part (areas around Choi Hung Estate and Ngau Chi Wan Village; areas around Choi Wan Estate and Choi Fai Estate; areas around Fung Shing Street; Kingsford Terrace; Sun Lai Garden)
- North-western part (other areas)
- Don't know / hard to say

Do you live in the eastern or western part of Sha Tin? The eastern part includes Wu Kai Sha, Ma On Shan, Heng On, Tai Shui Hang, Yu Chui Court and Prima Villa, areas around Siu Lek Yuen, Kwong Yuen Estate, Hong Lam Court, Wong Nai Tau, but excludes Castello and Greenhill Villa, while other areas belong to the western part.

- Eastern part (Wu Kai Sha; Ma On Shan; Heng On; Tai Shui Hang; Yu Chui Court and Prima Villa; areas around Siu Lek Yuen, Kwong Yuen Estate, Hong Lam Court, Wong Nai Tau, but excludes Castello and Greenhill Villa)
- Western part (other areas, including Shek Mun, Castello, Greenhill Villa)
- Don't know / hard to say

Do you live closer to Yuen Long or Tin Shui Wai? Areas closer to Yuen Long include Long Ping, Shui Pin Wai, Ping Shan South, Hung Fuk Estate, Shap Pat Heung, Kam Sheung Road, Pat Heung; while areas closer to Tin Shui Wai include Ping Shan Central, Wang Chau, and areas around Fairview Park and San Tin.

- Closer to Yuen Long, including Long Ping, Shui Pin Wai, Ping Shan South, Hung Fuk Estate, Shap Pat Heung, Kam Sheung Road, Pat Heung
- Closer to Tin Shui Wai, including Ping Shan Central, Wang Chau, and areas around Fairview Park and San Tin
- Don't know / hard to say

We Hongkongers Series

(If able to determine the constituency using the questions above)

Which of the following candidates do you incline to vote for in your Legislative Council constituency?

- No. 1 Name of candidate (Political affiliation)
-
- Blank or invalid vote
- Will not vote
- Not yet decided / don't know / hard to say

(If unable to determine the constituency using the questions above)

How do you incline to vote in the Legislative Council Election to be held in December?

- Vote for a particular candidate
- Blank or invalid vote
- Will not vote
- Not yet decided / don't know / hard to say

We Hongkongers Series

How closely do you follow the election forums or news reports on election forums?

- Closely follow
- Sometimes follow
- Rarely follow
- Never follow
- Don't know / hard to say

Regarding this Legislative Council Election, have you?

	Yes	No	Don't know / hard to say
Seen candidates canvassing in your constituency			
Passed by candidates' street counters in your constituency			
Received leaflets from candidates			
Noticed candidates' promotional materials on the street, such as banners			
Received messages from friends and relatives canvassing for specific candidates			
Received canvassing messages from candidates			

How much influence do you think the following factors or promotion have on how and whether you will vote?

	A lot	Some	A little	Not at all	Don't know / hard to say	Inapplicable
Candidates' performance in election forums						
Whether you see candidates canvassing						
Candidates' street counters						
Candidates' leaflets						
Candidates' promotional materials on the street, such as banners						

	A lot	Some	A little	Not at all	Don't know / hard to say	Inapplicable
Canvassing messages from friends and relatives						
Canvassing messages from candidates						

Do the following affect your likelihood to vote?

	More likely to vote	No effect	Less likely to vote	Don't know / hard to say
SAR government officials call on people to vote				
Disciplinary forces conduct a counter-terrorism exercise for the election				

Community Health

How likely do you think it is that you will contract novel coronavirus pneumonia over the next one month?

(Please select the closest answer)

- 0% chance (Certainly not)
- 0.001% chance (1 in 100,000)
- 0.01% chance (1 in 10,000)
- 0.1% chance (1 in 1,000)
- 1% chance (1 in 100)
- 5% chance (1 in 20)
- 10% chance (1 in 10)
- 15% chance
- 20% chance
- 25% chance
- 30% chance
- 35% chance
- 40% chance
- 45% chance
- 50% chance
- 60% chance
- 70% chance
- 80% chance
- 90% chance
- 100% chance (Certainly will)
- _____ % chance
- Don't know / hard to say

How satisfied or dissatisfied are you with the government's performance in handling novel coronavirus pneumonia?

- Very much satisfied
- Somewhat satisfied
- Half-half
- Somewhat dissatisfied
- Very much dissatisfied
- Don't know / hard to say

Other Opinions

Please rate on a scale of 0 to 100 your extent of support to the Chief Executive Carrie Lam, with 0 indicating absolutely not supportive, 100 indicating absolutely supportive and 50 indicating half-half. How would you rate the Chief Executive Carrie Lam?

- _____
- Don't know / hard to say

Generally speaking, how satisfied or dissatisfied are you with the current in Hong Kong?

(Randomise the three conditions)

	Very much satisfied	Somewhat satisfied	Half-half	Somewhat dissatisfied	Very much dissatisfied	Don't know / hard to say
Political condition						
Economic condition						
Livelihood condition						

Other Opinions

Do you have any survey question to suggest for our surveys?

(If you do not have any suggestion, please leave this space blank.)

Do you have any message you want us to forward to your District Councillor or other locally known persons you name here? (Please provide their identities and your contacts)

(The request you make here is not part of our study. We simply want to assist people who want to send a message to current or former District Councillor, new or senior community leaders, persons in charge of community organisations, and so on. If you do not have any suggestion, please leave this space blank.)

Personal Information

(Registered member) This section is about personal information. If you have already provided relevant information in this survey series and have nothing to add or update, you may skip these questions. We will use the past data you provided in this survey series for analysis.

- I have already provided my personal information, and has nothing to add or update (skip questions on personal information)
- Provide / update personal information now

Gender

- Male
- Female
- Other

Age

- _____ years old
- 12 - 14
- 15 - 17
- 18 - 19
- 20 - 24
- 25 - 29
- 30 - 34
- 35 - 39
- 40 - 44
- 45 - 49
- 50 - 54
- 55 - 59
- 60 - 64
- 65 - 69
- 70 or above

Educational attainment

(The highest level attended, regardless of whether you have completed the course, including what you are attending)

- Primary or below
- Lower secondary (Secondary 1 to 3)
- Upper secondary (Secondary 4 to 7 / DSE / Yi Jin)
- Tertiary: non-degree course (including diploma / certificate / sub-degree course)
- Tertiary: bachelor degree course
- Tertiary: postgraduate school or above

Occupation

(Owner / self-employed / freelance / part time / civil servant are not valid answers, please answer according to the job nature or content)

- Administrator and professional
- Clerical and service worker
- Production worker
- Student
- Home-maker / housewife
- Retired person
- Unemployed / between jobs / other non-employed
- Other: _____

Which of the following best describes your political inclination?

(Randomise the four camps)

- Localist
- Pro-democracy camp
- Centrist
- Pro-establishment camp
- Other: _____
- No political inclination / politically neutral / do not belong to any camp
- Don't know / hard to say

Area of residence

(If not yet answered earlier in the questionnaire)

- | | | |
|--|------------------------------------|--------------------------------------|
| <input type="radio"/> Central & Western District | <input type="radio"/> Kowloon City | <input type="radio"/> North District |
| <input type="radio"/> Wan Chai | <input type="radio"/> Wong Tai Sin | <input type="radio"/> Tai Po |
| <input type="radio"/> Eastern District | <input type="radio"/> Kwun Tong | <input type="radio"/> Sai Kung |
| <input type="radio"/> Southern District | <input type="radio"/> Tsuen Wan | <input type="radio"/> Sha Tin |
| <input type="radio"/> Yau Tsim Mong | <input type="radio"/> Tuen Mun | <input type="radio"/> Kwai Tsing |
| <input type="radio"/> Sham Shui Po | <input type="radio"/> Yuen Long | <input type="radio"/> Islands |

End of Questionnaire

Thank you for completing the survey. For enquiries, please email us at panel@pori.hk.