



HONG KONG PUBLIC OPINION RESEARCH INSTITUTE
香港民意研究所

Hong Kong Public Opinion Program of Hong Kong Public Opinion Research Institute

PopPanel Research Report No. 127 cum “We Hongkongers” Research Report No. 87

Survey Date: 7 to 10 February 2022

Release Date: 11 February 2022

Copyright of this report was generated by the Hong Kong Public Opinion Program (HKPOP) and opened to the world. HKPOP proactively promotes open data, open technology and the free flow of ideas, knowledge and information.

The predecessor of HKPOP was the Public Opinion Programme at The University of Hong Kong (HKUPOP).

“POP” in this publication may refer to HKPOP or HKUPOP as the case may be.

Research Background

“We Hongkongers” is an initiative advocated by Hong Kong Public Opinion Program (HKPOP) of Hong Kong Public Opinion Research Institute (HKPORI), with the support of many members of the civic society. With reference to the petition website “We the People” hosted by the White House of the United States, “We Hongkongers” aims to reflect public sentiment by conducting scientific research on any issues raised by Hong Kong citizens: <https://www.pori.hk/research-reports-en/wehkers.html?lang=en>.

“We Hongkongers” Project officially started on 17 October 2019, in the form of intensive rolling surveys. A total of 12 reports were published as of 23 December 2019. In mid-May 2020, in response to the rapid changes in Hong Kong’s political and public sentiment, HKPOP redeveloped the “We Hongkongers” Project. Coupled with the rapid development of the “HKPOP Panel” established by PORI in July 2019, PORI decided to launch the “We Hongkongers Panel Survey” to further strengthen interaction with the public and as well as collect and analyze public opinion and there are 29 reports in total. In January 2021, PORI redeveloped the “We Hongkongers” Project again to strengthen the cooperation with non-governmental organizations, civil society organizations, concern groups and professional organizations, and the results will be released in the form of mini-forums to initiate policy discussions.

This report also represents Report No. 127 under HKPOP Panel survey series, as well as Report No. 87 under the “We Hongkongers” Project Series. The theme of this report is “Anti-epidemic policies”.

HKPOP sent out emails to all panel members at the beginning of the survey, inviting them to fill in the questionnaire at the designated online platform. Members were allowed to make repeated submissions, while only the last submission of each individual member would be used for analysis.

Contact Information

Herewith the contact information of the “We Hongkongers” Panel Survey:

Table 1: Detailed Contact Information

Survey method	Online survey
Target population	HKPOP Panel samples, namely Hong Kong People Representative Panel (Probability-based Panel) and Hong Kong People Volunteer Panel (Non-probability-based Panel)
Weighting method	Rim-weighted according to 1) gender-age distribution, educational attainment (highest level attended) distribution and economic activity status distribution of Hong Kong population from Census and Statistics Department; 2) appraisal of political condition and political inclination distribution from regular tracking surveys.
Date of survey	7 February, 3pm – 10 February, 3pm
Total sample size	7,000
Response rate	7.9%
Sampling error ^[1]	Sampling error of percentages at +/-1% at 95% confidence level

[1] All error figures in this release are calculated at 95% confidence level. “95% confidence level” means that if we were to repeat a certain survey 100 times with different random samples, we would expect 95 times having the population parameter within the respective error margins calculated. Because of sampling errors, when quoting percentages, journalists should refrain from reporting decimal places, whereas one decimal place can be used when quoting rating figures.

PopPanel Composition

Regarding data collection, survey data from both the Hong Kong People Representative Panel and Hong Kong People Volunteer Panel were collected in the form of online questionnaire.

Among them, the Hong Kong People Representative Panel comes from members of the “HKPOP Panel” recruited in regular random telephone surveys. HKPOP uses “HKPOP Panel” as a framework for conducting surveys for different research projects, any eligible family member in the household may be invited to participate in a specific research.

Meanwhile, members of the Hong Kong People Volunteer Panel are recruited online. Citizens only need to self-register in HKPORI website to participate in online questionnaires.

All panel data collected will be adjusted using rim-weighting, to minimize the effects of self-selection bias or participation bias. Details are documented in the Weighting Procedure section.

Response Rate

HKPOP adopts a set of contact definition in compliance with most international standards. Historically, the social research community in Hong Kong has developed its own set of contact rates, cooperation rates, response rates, and so on. HKPOP normally reports the “success rate” for online surveys.

The calculation of the success rates in this study refers to the following tables.

Table 2: Calculation of success rate of the HKPOP Panel (by HKPOP definition)

Success rate		
=	$\frac{\text{Successful cases}}{\text{Panel size of the HKPOP Panel}}$	x 100.0%
=	$\frac{7,000}{88,284}$	x 100.0%
=	7.9%	

Weighting Procedure

HKPOP has continuously adopted and enhanced its weighting method over the past few decades. For this survey, HKPOP adopts a "2 by 5 by 2 by 4 by 5 by 4" weighting procedure involving six variables, namely, gender, age, educational attainment, economic activity status, appraisal of political condition and political inclination. Basically, the raw data of practically all random telephone surveys conducted by HKPOP are rim-weighted by the figures obtained from the Hong Kong Census and Statistics Department so that the marginal distribution of the sample in terms of gender, age, educational attainment and economic activity status would match with that of the general population figures from the Hong Kong Census and Statistics Department. The marginal distribution of the sample in terms of appraisal of political condition and political inclination would match that of the general population in HKPOP's regular tracking surveys. This rim-weighting method (sometimes called raking) is found to be the most practicable method in processing HKPOP's survey data.

Specifically, the gender and age groupings used for weighting are as follows:

- Male 12-29
- Male 30-39
- Male 40-49
- Male 50-59
- Male 60 or above
- Female 12-29
- Female 30-39
- Female 40-49
- Female 50-59
- Female 60 or above

The educational attainments used for weighting are as follows:

- Secondary or below
- Tertiary or above

The economic activity statuses used for weighting are as follows:

- Working population / Others
- Home-makers / Housewives
- Students
- Retired person

The appraisals of political condition used for weighting are as follows:

- Very satisfied
- Quite satisfied
- Half-half // Don't know / hard to say // Refused to answer
- Quite dissatisfied
- Very dissatisfied

The political inclinations used for weighting are as follows:

- Pro-democracy camp
- Pro-establishment camp
- Localist
- Centrist // Other // No political inclination / politically neutral / do not belong to any camp // Don't know / hard to say // Refused to answer

Quantitative Analysis Results

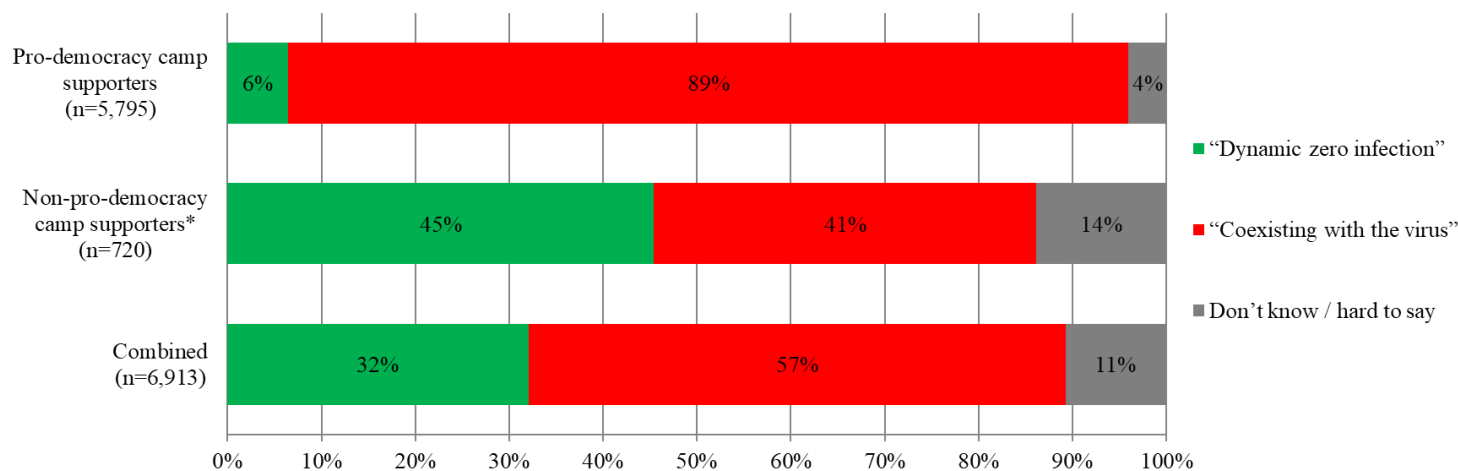
Quantitative analysis results of the “We Hongkongers” Panel Survey, after applying the standard weighting procedures, are as follows:

Table 3: Q1 Survey results, by camp type; Survey period: 7-10/2/2022

Q1 Which of the following anti-epidemic strategies do you think is more suitable for Hong Kong?	Pro-democracy camp supporters (Base=5,795)	Non-pro-democracy camp supporters ^[2] (Base=720)	Combined (Base=6,913)
“Dynamic zero infection”	6%	45%	32%
“Coexisting with the virus”	89%	41%	57%
Don’t know / hard to say	4%	14%	11%

[2] Include: pro-establishment camp supporters, centrist supporters, no political inclination / politically neutral / do not belong to any camp

Chart 1: Q1 Combined chart, by camp type



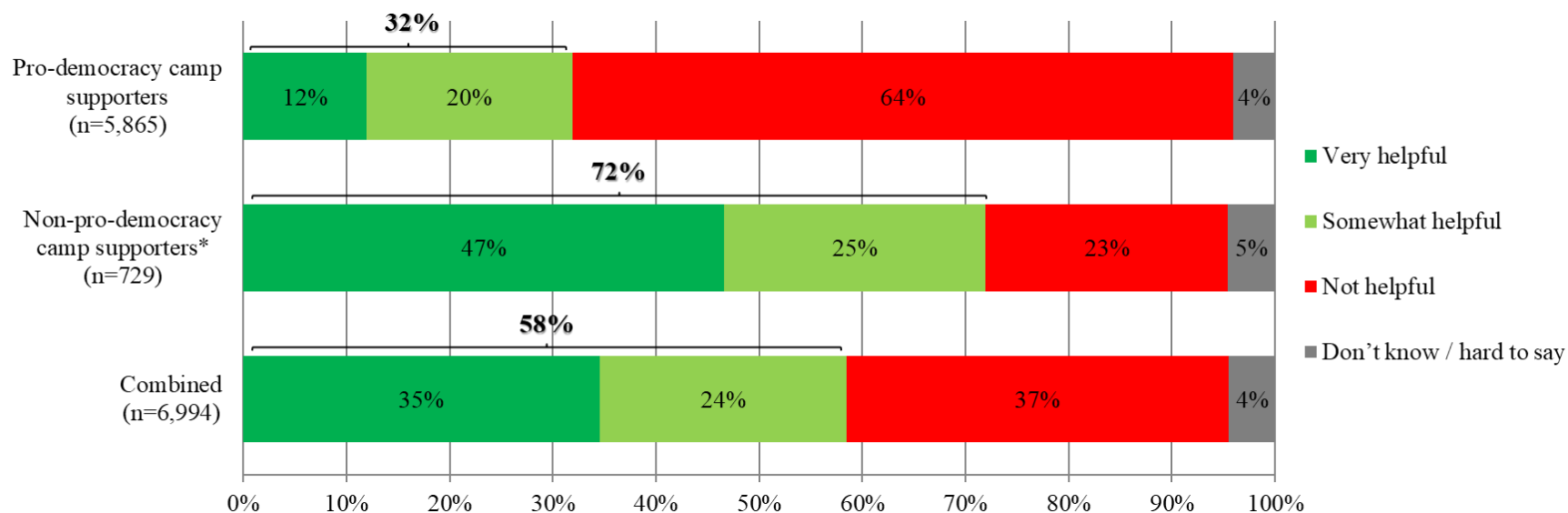
* Include: pro-establishment camp supporters, centrist supporters, no political inclination / politically neutral / do not belong to any camp

Table 4: Q2a Survey results, by camp type; Survey period: 7-10/2/2022

Q2a How helpful do you think <u>launching mandatory nucleic acid test for all Hong Kong citizens</u> is in terms of controlling the epidemic?	Pro-democracy camp supporters (Base=5,865)	Non-pro-democracy camp supporters ^[3] (Base=729)	Combined (Base=6,994)
Very helpful	12%	47%	35%
Somewhat helpful	20%	25%	24%
Not helpful	64%	23%	37%
Don't know / hard to say	4%	5%	4%
	32%	72%	58%

[3] Include: pro-establishment camp supporters, centrist supporters, no political inclination / politically neutral / do not belong to any camp

Chart 2: Q2a Combined chart, by camp type



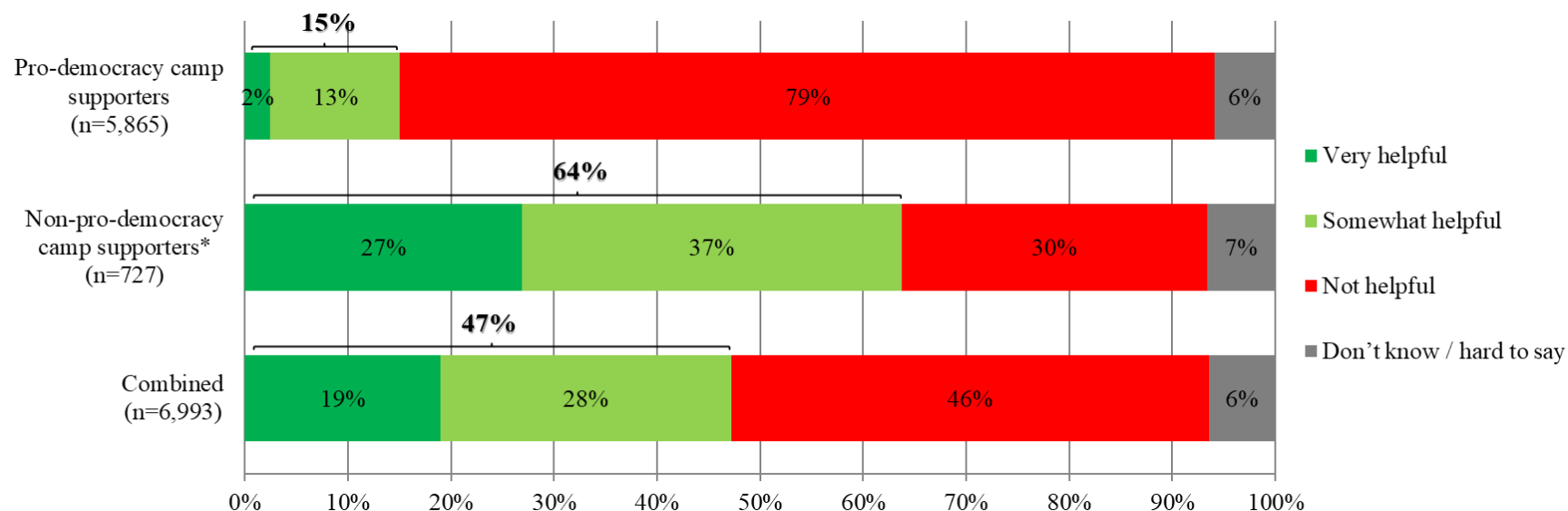
* Include: pro-establishment camp supporters, centrist supporters, no political inclination / politically neutral / do not belong to any camp

Table 5: Q2b Survey results, by camp type; Survey period: 7-10/2/2022

Q2b How helpful do you think <u>the closure of more venues other than beauty parlours and gyms</u> is in terms of controlling the epidemic?	Pro-democracy camp supporters (Base=5,865)	Non-pro-democracy camp supporters ^[4] (Base=727)	Combined (Base=6,993)
Very helpful	2%	27%	19%
Somewhat helpful	13%	37%	28%
Not helpful	79%	30%	46%
Don't know / hard to say	6%	7%	6%
	15%	64%	47%

[4] Include: pro-establishment camp supporters, centrist supporters, no political inclination / politically neutral / do not belong to any camp

Chart 3: Q2b Combined chart, by camp type



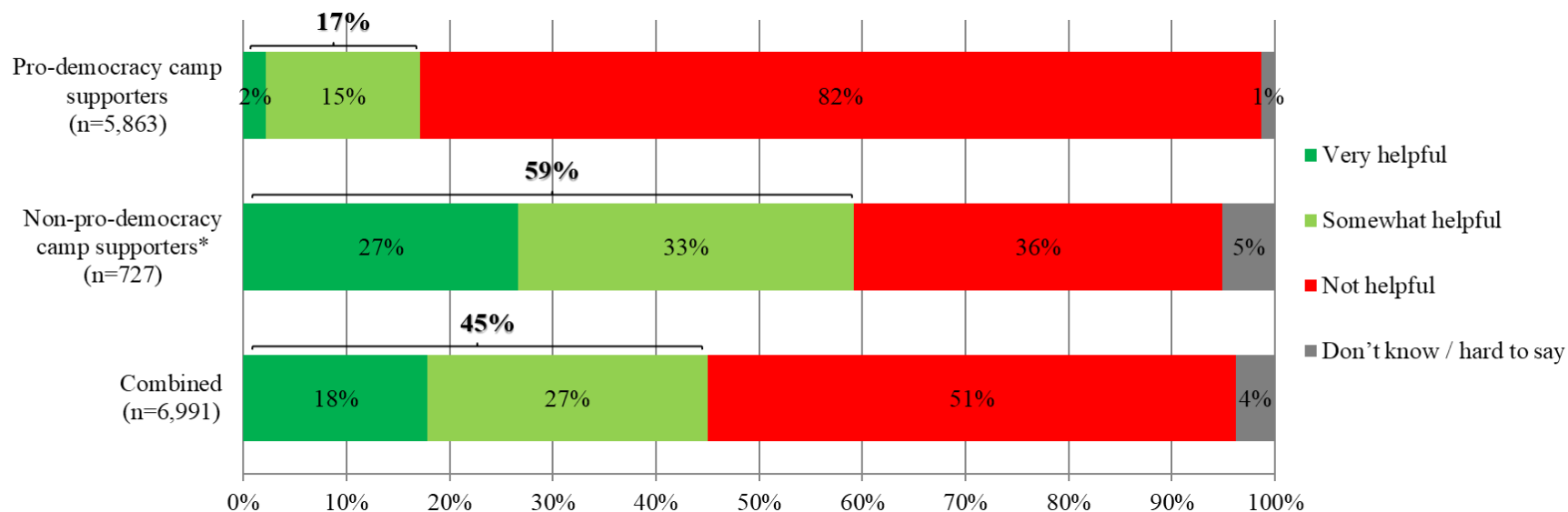
* Include: pro-establishment camp supporters, centrist supporters, no political inclination / politically neutral / do not belong to any camp

Table 6: Q2c Survey results, by camp type; Survey period: 7-10/2/2022

Q2c How helpful do you think <u>reducing the maximum number of people in a group gathering to two</u> is in terms of controlling the epidemic?	Pro-democracy camp supporters (Base=5,863)	Non-pro-democracy camp supporters ^[5] (Base=727)	Combined (Base=6,991)	
Very helpful	2%	27%	18%	
Somewhat helpful	15%	33%	27%	
Not helpful	82%	36%	51%	
Don't know / hard to say	1%	5%	4%	
	} Helpful 17%		} 45%	

[5] Include: pro-establishment camp supporters, centrist supporters, no political inclination / politically neutral / do not belong to any camp

Chart 4: Q2c Combined chart, by camp type



* Include: pro-establishment camp supporters, centrist supporters, no political inclination / politically neutral / do not belong to any camp

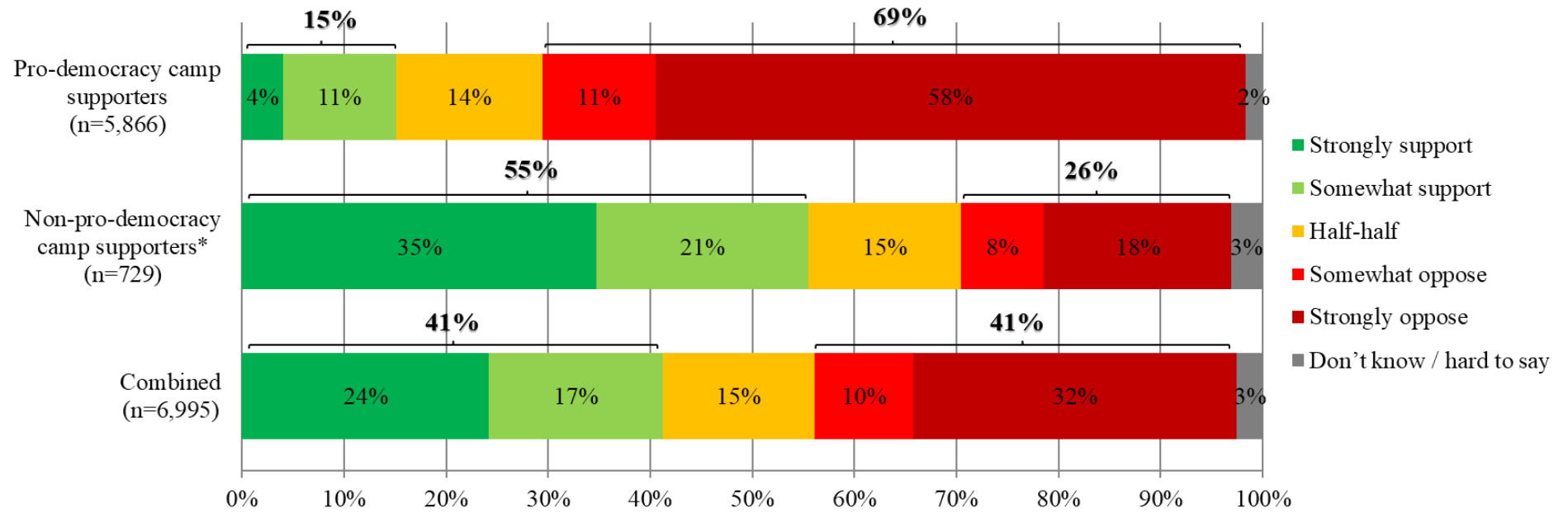
Table 7: Q3a Survey results, by camp type; Survey period: 7-10/2/2022

Q3a How much do you support or oppose <u>launching mandatory nucleic acid test for all Hong Kong citizens?</u>	Pro-democracy camp supporters (Base=5,866)	Non-pro-democracy camp supporters ^[6] (Base=729)	Combined (Base=6,995)
Strongly support	4%	35%	24%
Somewhat support	11%	21%	17%
Half-half	14%	15%	15%
Somewhat oppose	11%	8%	10%
Strongly oppose	58%	18%	32%
Don't know / hard to say	2%	3%	3%
Mean^[7]	1.9	3.5	2.9

[6] Include: pro-establishment camp supporters, centrist supporters, no political inclination / politically neutral / do not belong to any camp

[7] The mean value is calculated by quantifying all individual responses into 1, 2, 3, 4, 5 marks according to their degree of support level, where 1 is the lowest and 5 the highest, and then calculate the sample mean.

Chart 5: Q3a Combined chart, by camp type



* Include: pro-establishment camp supporters, centrist supporters, no political inclination / politically neutral / do not belong to any camp

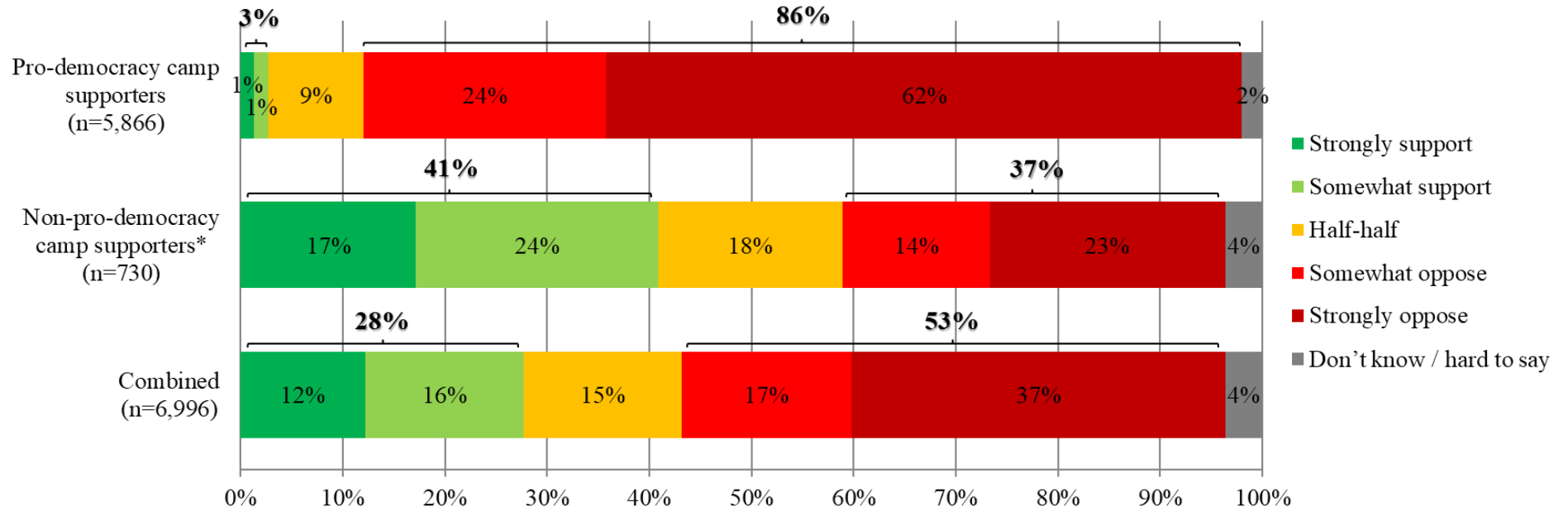
Table 8: Q3b Survey results, by camp type; Survey period: 7-10/2/2022

Q3b How much do you support or oppose <u>the closure of more venues other than beauty parlours and gyms?</u>	Pro-democracy camp supporters (Base=5,866)	Non-pro-democracy camp supporters ^[8] (Base=730)	Combined (Base=6,996)
Strongly support	1%	17%	12%
Somewhat support	1%	24%	16%
Half-half	9%	18%	15%
Somewhat oppose	24%	14%	17%
Strongly oppose	62%	23%	37%
Don't know / hard to say	2%	4%	4%
Mean^[9]	1.5	3.0	2.5

[8] Include: pro-establishment camp supporters, centrist supporters, no political inclination / politically neutral / do not belong to any camp

[9] The mean value is calculated by quantifying all individual responses into 1, 2, 3, 4, 5 marks according to their degree of support level, where 1 is the lowest and 5 the highest, and then calculate the sample mean.

Chart 6: Q3b Combined chart, by camp type



* Include: pro-establishment camp supporters, centrist supporters, no political inclination / politically neutral / do not belong to any camp

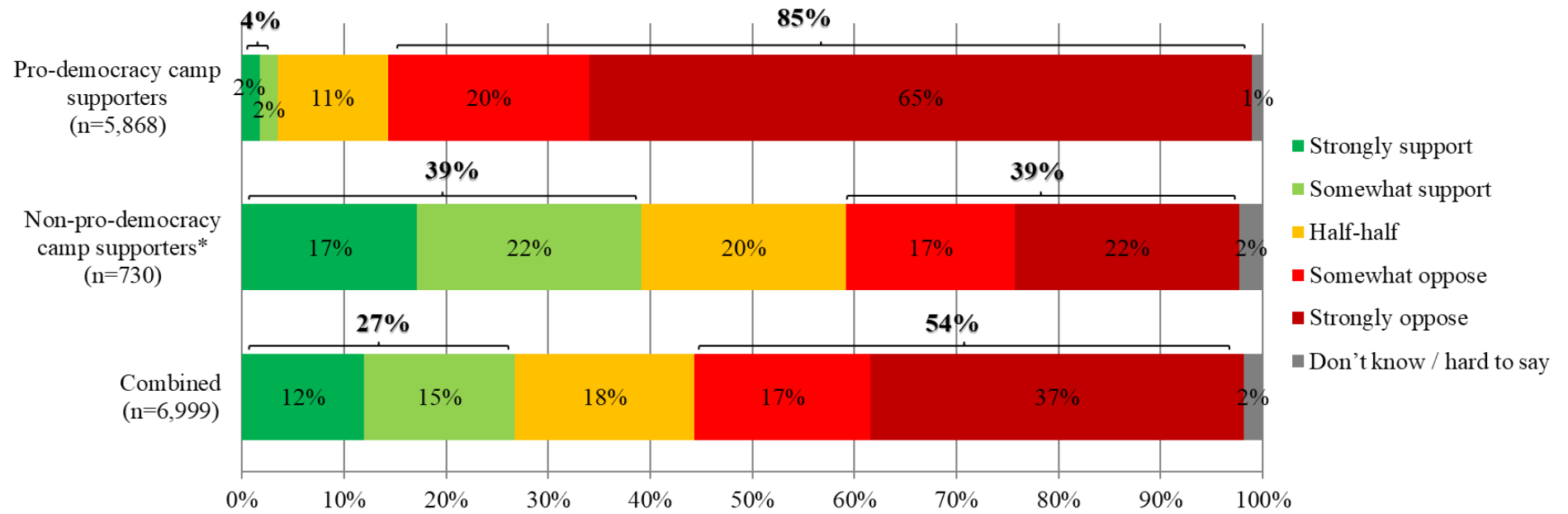
Table 9: Q3c Survey results, by camp type; Survey period: 7-10/2/2022

Q3c How much do you support or oppose <u>reducing the maximum number of people in a group gathering to two?</u>	Pro-democracy camp supporters (Base=5,868)	Non-pro-democracy camp supporters ^[10] (Base=730)	Combined (Base=6,999)
Strongly support	2%	17%	12%
Somewhat support	2%	22%	15%
Half-half	11%	20%	18%
Somewhat oppose	20%	17%	17%
Strongly oppose	65%	22%	37%
Don't know / hard to say	1%	2%	2%
Mean^[11]	1.5	3.0	2.5

[10] Include: pro-establishment camp supporters, centrist supporters, no political inclination / politically neutral / do not belong to any camp

[11] The mean value is calculated by quantifying all individual responses into 1, 2, 3, 4, 5 marks according to their degree of support level, where 1 is the lowest and 5 the highest, and then calculate the sample mean.

Chart 7: Q3c Combined chart, by camp type



* Include: pro-establishment camp supporters, centrist supporters, no political inclination / politically neutral / do not belong to any camp

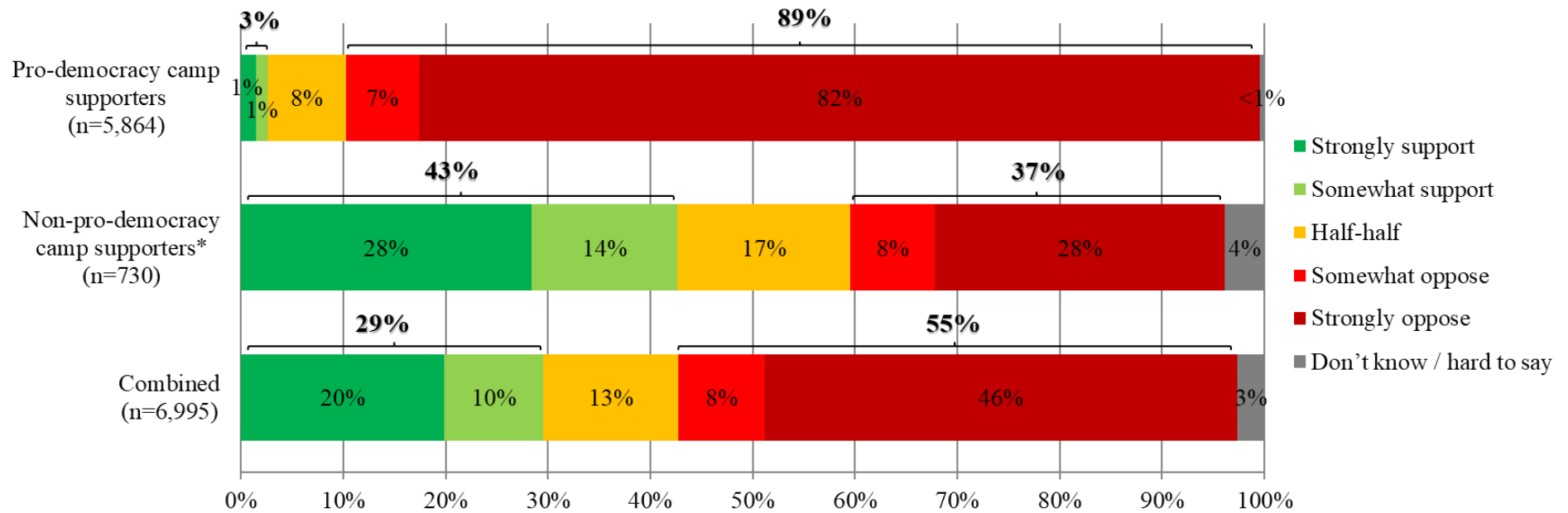
Table 10: Q3d Survey results, by camp type; Survey period: 7-10/2/2022

Q3d How much do you support or oppose <u>requiring citizens to have received three doses of vaccine before entering restaurants months later?</u>	Pro-democracy camp supporters (Base=5,864)	Non-pro-democracy camp supporters^[12] (Base=730)	Combined (Base=6,995)
Strongly support	1%	28%	20%
Somewhat support	1%	14%	10%
Half-half	8%	17%	13%
Somewhat oppose	7%	8%	8%
Strongly oppose	82%	28%	46%
Don't know / hard to say	<1%	4%	3%
Mean^[13]	1.3	3.1	2.5

[12] Include: pro-establishment camp supporters, centrist supporters, no political inclination / politically neutral / do not belong to any camp

[13] The mean value is calculated by quantifying all individual responses into 1, 2, 3, 4, 5 marks according to their degree of support level, where 1 is the lowest and 5 the highest, and then calculate the sample mean.

Chart 8: Q3d Combined chart, by camp type



* Include: pro-establishment camp supporters, centrist supporters, no political inclination / politically neutral / do not belong to any camp

Appendices

Appendix 1: Demographic profile of respondents

Gender:	Pro-democracy camp supporters				Non-pro-democracy camp supporters #				Total			
	Raw sample		Weighted sample		Raw sample		Weighted sample		Raw sample		Weighted sample	
	Freq	%	Freq	%	Freq	%	Freq	%	Freq	%	Freq	%
Male	3,223	54.9%	706	36.2%	402	55.1%	2,279	51.9%	3,827	54.7%	3,298	47.1%
Female	2,632	44.9%	1,242	63.6%	324	44.4%	2,087	47.6%	3,148	45.0%	3,675	52.5%
Other	13	0.2%	3	0.2%	4	0.5%	23	0.5%	23	0.3%	27	0.4%
Total	5,868	100.0%	1,952	100.0%	730	100.0%	4,390	100.0%	6,998	100.0%	7,000	100.0%
Missing case(s)	1		<1		0		0		2		<1	

Age:	Pro-democracy camp supporters				Non-pro-democracy camp supporters #				Total			
	Raw sample		Weighted sample		Raw sample		Weighted sample		Raw sample		Weighted sample	
	Freq	%	Freq	%	Freq	%	Freq	%	Freq	%	Freq	%
12 - 29	848	14.5%	568	29.1%	55	7.5%	654	14.9%	966	13.8%	1,402	20.0%
30 - 39	1,489	25.4%	230	11.8%	140	19.2%	678	15.4%	1,730	24.7%	1,082	15.5%
40 - 49	1,432	24.4%	234	12.0%	172	23.6%	716	16.3%	1,716	24.5%	1,138	16.3%
50 - 59	1,326	22.6%	409	21.0%	206	28.2%	793	18.1%	1,617	23.1%	1,266	18.1%
60 or above	772	13.2%	510	26.1%	157	21.5%	1,548	35.3%	969	13.8%	2,111	30.2%
Total	5,867	100.0%	1,952	100.0%	730	100.0%	4,390	100.0%	6,998	100.0%	7,000	100.0%
Missing case(s)	2		<1		0		0		2		<1	

Education attainment:	Pro-democracy camp supporters				Non-pro-democracy camp supporters #				Total			
	Raw sample		Weighted sample		Raw sample		Weighted sample		Raw sample		Weighted sample	
	Freq	%	Freq	%	Freq	%	Freq	%	Freq	%	Freq	%
Primary or below	7	0.1%	3	0.2%	1	0.1%	3	0.1%	9	0.1%	11	0.2%
Secondary	900	15.4%	1,622	83.1%	172	23.7%	2,486	57.2%	1,113	16.4%	4,412	64.8%
Tertiary or above	4,953	84.5%	326	16.7%	554	76.2%	1,859	42.7%	5,685	83.5%	2,384	35.0%
Total	5,860	100.0%	1,951	100.0%	727	100.0%	4,348	100.0%	6,807	100.0%	6,807	100.0%
Missing case(s)	9		1		3		42		193		193	

Occupation:	Pro-democracy camp supporters				Non-pro-democracy camp supporters #				Total			
	Raw sample		Weighted sample		Raw sample		Weighted sample		Raw sample		Weighted sample	
	Freq	%	Freq	%	Freq	%	Freq	%	Freq	%	Freq	%
Administrators and professionals	2,349	40.2%	184	9.5%	252	34.7%	878	20.3%	2,672	39.4%	1,167	17.2%
Clerks and service workers	1,560	26.7%	611	31.3%	186	25.6%	1,230	28.4%	1,808	26.6%	2,000	29.5%
Workers	139	2.4%	71	3.6%	29	4.0%	316	7.3%	172	2.5%	393	5.8%
Students	228	3.9%	255	13.1%	11	1.5%	165	3.8%	244	3.6%	445	6.6%
Home-makers / housewives	267	4.6%	269	13.8%	30	4.1%	424	9.8%	305	4.5%	716	10.6%
Others	1,304	22.3%	559	28.7%	218	30.0%	1,318	30.4%	1,588	23.4%	2,067	30.4%
Total	5,847	100.0%	1,950	100.0%	726	100.0%	4,331	100.0%	6,789	100.0%	6,789	100.0%
Missing case(s)	22		2		4		59		211		211	

Political inclination:	Pro-democracy camp supporters				Non-pro-democracy camp supporters #				Total			
	Raw sample		Weighted sample		Raw sample		Weighted sample		Raw sample		Weighted sample	
	Freq	%	Freq	%	Freq	%	Freq	%	Freq	%	Freq	%
Pro-democracy camp	3,363	57.3%	1,221	62.5%	0	0.0%	0	0.0%	3,363	49.4%	1,221	18.0%
Pro-establishment camp	0	0.0%	0	0.0%	49	6.7%	970	22.1%	49	0.7%	970	14.3%
Localist	2,506	42.7%	731	37.5%	0	0.0%	0	0.0%	2,506	36.8%	731	10.8%
Centrist	0	0.0%	0	0.0%	248	34.0%	1,313	29.9%	248	3.6%	1,313	19.3%
Others	0	0.0%	0	0.0%	0	0.0%	0	0.0%	73	1.1%	151	2.2%
No political inclination / politically neutral / don't belong to any camp	0	0.0%	0	0.0%	433	59.3%	2,107	48.0%	433	6.4%	2,107	31.0%
Don't know / hard to say	0	0.0%	0	0.0%	0	0.0%	0	0.0%	137	2.0%	299	4.4%
Total	5,869	100.0%	1,952	100.0%	730	100.0%	4,390	100.0%	6,809	100.0%	6,792	100.0%
Missing case(s)	0		0		0		0		191		208	

Appendix 2: Contact Information

Total valid samples	7,000
Survey period	7-10/2/2022
Success rate	7.9%
Questionnaires sent out	88,284
Questionnaires received	7,280
Ineligible samples	62
Invalid samples	0
Incomplete samples	218
Standard error	0.6%
Sampling error	1.2%

Appendix 3: Quantitative analyses

Q1 Survey results, by camp type; Survey period: 7-10/2/2022

Q1 Which of the following anti-epidemic strategies do you think is more suitable for Hong Kong?	Pro-democracy camp supporters	Non-pro-democracy camp supporters #	Total
	Percentages (Base=5,795)	Percentages (Base=720)	Percentages (Base=6,913)
"Dynamic zero infection"	6.5%	45.4%	32.1%
"Coexisting with the virus"	89.5%	40.7%	57.2%
Don't know / hard to say	4.0%	13.8%	10.7%
Total	100.0%	100.0%	100.0%
<i>Refuse to answer</i>	24	70	94

Including pro-establishment camp supporters, centrist supporters, no political inclination / politically neutral / do not belong to any camp

Q2a Survey results, by camp type; Survey period: 7-10/2/2022

Q2a How helpful do you think the following policies are in terms of controlling the epidemic? [Launching mandatory nucleic acid test for all Hong Kong citizens]	Pro-democracy camp supporters	Non-pro-democracy camp supporters #	Total
	Percentages	Percentages	Percentages
	(Base=5,865)	(Base=729)	(Base=6,994)
Very helpful	11.9%	46.6%	34.5%
Somewhat helpful }Helpful	20.0% }31.9%	25.4% }72.0%	23.9% }58.4%
Not helpful	64.0%	23.5%	37.1%
Don't know / hard to say	4.0%	4.5%	4.5%
Total	100.0%	100.0%	100.0%
Refuse to answer	1	<1	2

Including pro-establishment camp supporters, centrist supporters, no political inclination / politically neutral / do not belong to any camp

Q2b Survey results, by camp type; Survey period: 7-10/2/2022

Q2b How helpful do you think the following policies are in terms of controlling the epidemic? [Closure of more venues other than beauty parlours and gyms]	Pro-democracy camp supporters	Non-pro-democracy camp supporters #	Total
	Percentages	Percentages	Percentages
	(Base=5,865)	(Base=727)	(Base=6,993)
Very helpful	2.4%	26.9%	19.0%
Somewhat helpful	12.6%	36.8%	28.2%
Not helpful	79.0%	29.7%	46.4%
Don't know / hard to say	5.9%	6.6%	6.5%
Total	100.0%	100.0%	100.0%
<i>Refuse to answer</i>	<i>1</i>	<i>70</i>	<i>71</i>

Including pro-establishment camp supporters, centrist supporters, no political inclination / politically neutral / do not belong to any camp

Q2c Survey results, by camp type; Survey period: 7-10/2/2022

Q2c How helpful do you think the following policies are in terms of controlling the epidemic? [Reducing the maximum number of people in a group gathering to two]	Pro-democracy camp supporters	Non-pro-democracy camp supporters #	Total
	Percentages (Base=5,863)	Percentages (Base=727)	Percentages (Base=6,991)
Very helpful	2.2%	26.6%	17.8%
Somewhat helpful }Helpful	15.0% }17.1%	32.5% }59.1%	27.1% }45.0%
Not helpful	81.5%	35.7%	51.2%
Don't know / hard to say	1.3%	5.1%	3.8%
Total	100.0%	100.0%	100.0%
<i>Refuse to answer</i>	<i>1</i>	<i>70</i>	<i>71</i>

Including pro-establishment camp supporters, centrist supporters, no political inclination / politically neutral / do not belong to any camp

Q3a Survey results, by camp type; Survey period: 7-10/2/2022

Q3a How much do you support or oppose the following policies? [Launching mandatory nucleic acid test for all Hong Kong citizens]	Pro-democracy camp supporters	Non-pro-democracy camp supporters #	Total
	Percentages (Base=5,866)	Percentages (Base=729)	Percentages (Base=6,995)
Strongly support	4.0%	34.7%	24.2%
Somewhat support	11.1%	20.7%	17.0%
Half-half	14.4%	15.0%	14.9%
Somewhat oppose	11.0%	8.1%	9.7%
Strongly oppose	57.8%	18.4%	31.7%
Don't know / hard to say	1.7%	3.1%	2.6%
Total	100.0%	100.0%	100.0%
Mean values	1.9	3.5	2.9
Standard error of mean	<0.1	<0.1	<0.1
Median	1.0	4.0	3.0
Refuse to answer	4	<1	4
Net value (Support- Oppose)	-53.8%	+29.0%	-0.2%

Including pro-establishment camp supporters, centrist supporters, no political inclination / politically neutral / do not belong to any camp

Q3b Survey results, by camp type; Survey period: 7-10/2/2022

Q3b How much do you support or oppose the following policies? [Closure of more venues other than beauty parlours and gyms]	Pro-democracy camp supporters	Non-pro-democracy camp supporters #	Total
	Percentages (Base=5,866)	Percentages (Base=730)	Percentages (Base=6,996)
Strongly support	1.3%	17.2%	12.2%
Somewhat support	1.4%	23.7%	15.6%
Half-half	9.3%	18.1%	15.4%
Somewhat oppose	23.8%	14.4%	16.6%
Strongly oppose	62.2%	23.0%	36.6%
Don't know / hard to say	2.0%	3.7%	3.6%
Total	100.0%	100.0%	100.0%
Mean values	1.5	3.0	2.5
Standard error of mean	<0.1	<0.1	<0.1
Median	1.0	3.0	2.0
<i>Refuse to answer</i>	<1	0	<1
Net value (Support- Oppose)	-83.3%	+3.5%	-25.5%

Including pro-establishment camp supporters, centrist supporters, no political inclination / politically neutral / do not belong to any camp

Q3c Survey results, by camp type; Survey period: 7-10/2/2022

Q3c How much do you support or oppose the following policies? [Reducing the maximum number of people in a group gathering to two]	Pro-democracy camp supporters		Non-pro-democracy camp supporters #		Total	
	Percentages		Percentages		Percentages	
	(Base=5,868)		(Base=730)		(Base=6,999)	
Strongly support	1.8%	}3.5%	17.1%	}39.1%	11.9%	}26.7%
Somewhat support	1.8%		22.0%		14.8%	
Half-half	10.8%		20.0%		17.6%	
Somewhat oppose	19.7%	}84.6%	16.5%	}38.5%	17.2%	}53.8%
Strongly oppose	64.9%		22.0%		36.6%	
Don't know / hard to say	1.1%		2.3%		1.9%	
Total	100.0%		100.0%		100.0%	
Mean values	1.5		3.0		2.5	
Standard error of mean	<0.1		<0.1		<0.1	
Median	1.0		3.0		2.0	
<i>Refuse to answer</i>	3		0		3	
Net value (Support- Oppose)	-81.1%		+0.6%		-27.1%	

Including pro-establishment camp supporters, centrist supporters, no political inclination / politically neutral / do not belong to any camp

Q3d Survey results, by camp type; Survey period: 7-10/2/2022

Q3d How much do you support or oppose the following policies? [Requiring citizens to have received three doses of vaccine before entering restaurants months later]	Pro-democracy camp supporters	Non-pro-democracy camp supporters #	Total
	Percentages	Percentages	Percentages
	(Base=5,864)	(Base=730)	(Base=6,995)
Strongly support	1.4%	28.3%	19.8%
Somewhat support	1.2%	14.3%	9.6%
Half-half	7.6%	16.9%	13.3%
Somewhat oppose	7.2%	8.2%	8.4%
Strongly oppose	82.2%	28.4%	46.2%
Don't know / hard to say	0.4%	3.9%	2.6%
Total	100.0%	100.0%	100.0%
Mean values	1.3	3.1	2.5
Standard error of mean	<0.1	<0.1	<0.1
Median	1.0	3.0	2.0
Refuse to answer	3	0	3
Net value (Support- Oppose)	-86.8%	+6.1%	-25.1%

Including pro-establishment camp supporters, centrist supporters, no political inclination / politically neutral / do not belong to any camp

Appendix 4: Survey questionnaire (7-10/2/2022)

We Hongkongers & Community Health Survey

Hong Kong Public Opinion Research Institute is politically neutral. We welcome different opinions. All personal data will be kept strictly confidential. You can fill in the questionnaire again to express your latest views. When we need to work on the data, your last submission will be used. For enquiries, please email us at panel@pori.hk.

Last updated: xxxx-xx-xx

Tentative next update: xxxx-xx-xx

***Required**

Eligibility Confirmation

Are you a Hong Kong resident aged 12 or above (i.e., currently residing in Hong Kong)? *

- Yes
- No

Anti-epidemic Policies

Which of the following anti-epidemic strategies do you think is more suitable for Hong Kong?

(Randomise the aspects)

- “Dynamic zero infection”
- “Coexisting with the virus”
- Don’t know / hard to say

How helpful do you think the following policies are in terms of controlling the epidemic?

(Randomise the policies)

	Very helpful	Somewhat helpful	Not helpful	Don’t know / hard to say
Launching mandatory nucleic acid test for all Hong Kong citizens				
Closure of more venues other than beauty parlours and gyms				

	Very helpful	Somewhat helpful	Not helpful	Don't know / hard to say
Reducing the maximum number of people in a group gathering to two				

How much do you support or oppose the following policies?

(Randomise the first three policies in the same order)

	Strongly support	Somewhat support	Half-half	Somewhat oppose	Strongly oppose	Don't know / hard to say
Launching mandatory nucleic acid test for all Hong Kong citizens						
Closure of more venues other than beauty parlours and gyms						
Reducing the maximum number of people in a group gathering to two						
Requiring citizens to have received three doses of vaccine before entering restaurants months later						

Community Health

How likely do you think it is that you will contract novel coronavirus pneumonia over the next one month?

(Please select the closest answer)

- 0% chance (Certainly not)
- 0.001% chance (1 in 100,000)
- 0.01% chance (1 in 10,000)
- 0.1% chance (1 in 1,000)
- 1% chance (1 in 100)
- 5% chance (1 in 20)
- 10% chance (1 in 10)
- 15% chance
- 20% chance
- 25% chance
- 30% chance
- 35% chance
- 40% chance
- 45% chance
- 50% chance
- 60% chance
- 70% chance
- 80% chance
- 90% chance
- 100% chance (Certainly will)
- _____ % chance
- Don't know / hard to say

How satisfied or dissatisfied are you with the government's performance in handling novel coronavirus pneumonia?

- Very much satisfied
- Somewhat satisfied
- Half-half

- Somewhat dissatisfied
- Very much dissatisfied
- Don't know / hard to say

Other Opinions

Generally speaking, how satisfied or dissatisfied are you with the current in Hong Kong?

(Randomise the three conditions)

	Very much satisfied	Somewhat satisfied	Half-half	Somewhat dissatisfied	Very much dissatisfied	Don't know / hard to say
Political condition						
Economic condition						
Livelihood condition						

Personal Information

This section is about personal information. If you have already provided relevant information in this survey series and have nothing to add or update, you may skip these questions. We will use the past data you provided in this survey series for analysis.

- I have already provided my personal information, and has nothing to add or update ([skip questions on personal information](#))
- Provide / update personal information now

Gender

- Male
- Female
- Other

Age

- _____ years old
- 12 - 14
- 15 - 17
- 18 - 19
- 20 - 24
- 25 - 29
- 30 - 34
- 35 - 39
- 40 - 44
- 45 - 49
- 50 - 54
- 55 - 59
- 60 - 64
- 65 - 69
- 70 or above

Educational attainment

(The highest level attended, regardless of whether you have completed the course, including what you are attending)

- Primary or below
- Lower secondary (Secondary 1 to 3)
- Upper secondary (Secondary 4 to 7 / DSE / Yi Jin)
- Tertiary: non-degree course (including diploma / certificate / sub-degree course)
- Tertiary: bachelor degree course
- Tertiary: postgraduate school or above

Occupation

(Owner / self-employed / freelance / part time / civil servant are not valid answers, please answer according to the job nature or content)

- Administrator and professional
- Clerical and service worker
- Production worker
- Student
- Home-maker / housewife
- Retired person
- Unemployed / between jobs / other non-employed
- Other: _____

Which of the following best describes your political inclination?

(Randomise the four camps)

- Localist
- Pro-democracy camp
- Centrist
- Pro-establishment camp
- Other: _____
- No political inclination / politically neutral / do not belong to any camp
- Don't know / hard to say

End of Questionnaire

Thank you for completing the survey. For enquiries, please email us at panel@pori.hk.