



HONG KONG PUBLIC OPINION RESEARCH INSTITUTE  
香港民意研究所

---

# Hong Kong Public Opinion Program of Hong Kong Public Opinion Research Institute

---

## PopPanel Research Report No. 131 cum “We Hongkongers” Research Report No. 90

---

**Survey Date: 25 February to 2 March 2022**

**Release Date: 4 March 2022**

Copyright of this report was generated by the Hong Kong Public Opinion Research Institute (HKPORI) and opened to the world. HKPORI proactively promotes open data, open technology and the free flow of ideas, knowledge and information. The predecessor of HKPORI was the Public Opinion Programme at The University of Hong Kong (HKUPOP). “POP” in this publication may refer to HKPORI or HKUPOP as the case may be.

## Research Background

“We Hongkongers” is an initiative advocated by Hong Kong Public Opinion Research Institute (HKPORI), with the support of many members of the civic society. With reference to the petition website “We the People” hosted by the White House of the United States, “We Hongkongers” aims to reflect public sentiment by conducting scientific research on any issues raised by Hong Kong citizens: <https://www.pori.hk/research-reports-en/wehkers.html?lang=en>.

“We Hongkongers” Project officially started on 17 October 2019, in the form of intensive rolling surveys. A total of 12 reports were published as of 23 December 2019. In mid-May 2020, in response to the rapid changes in Hong Kong’s political and public sentiment, HKPORI redeveloped the “We Hongkongers” Project. Coupled with the rapid development of the “HKPOP Panel” established by PORI in July 2019, PORI decided to launch the “We Hongkongers Panel Survey” to further strengthen interaction with the public and as well as collect and analyze public opinion and there are 29 reports in total. In January 2021, PORI redeveloped the “We Hongkongers” Project again to strengthen the cooperation with non-governmental organizations, civil society organizations, concern groups and professional organizations, and the results will be released in the form of mini-forums to initiate policy discussions.

This report also represents Report No. 131 under HKPOP Panel survey series, as well as Report No. 90 under the “We Hongkongers” Project Series. The research is co-organized with the FoodEn on the theme “Food Waste Transformation”.

HKPORI sent out emails to all panel members at the beginning of the survey, inviting them to fill in the questionnaire at the designated online platform. Members were allowed to make repeated submissions, while only the last submission of each individual member would be used for analysis.

## Contact Information

Herewith the contact information of the “We Hongkongers” Panel Survey:

**Table 1: Detailed Contact Information**

Survey method	Online survey
Target population	HKPOP Panel samples, namely Hong Kong People Representative Panel (Probability-based Panel) and Hong Kong People Volunteer Panel (Non-probability-based Panel)
Weighting method	Rim-weighted according to 1) gender-age distribution, educational attainment (highest level attended) distribution and economic activity status distribution of Hong Kong population from Census and Statistics Department; 2) appraisal of political condition and political inclination distribution from regular tracking surveys.
Date of survey	25 February, 3pm – 2 March, 3pm
Total sample size	3,248
Response rate	3.7%
Sampling error <sup>[1]</sup>	Sampling error of percentages at +/-1% at 95% confidence level

[1] All error figures in this release are calculated at 95% confidence level. “95% confidence level” means that if we were to repeat a certain survey 100 times with different random samples, we would expect 95 times having the population parameter within the respective error margins calculated. Because of sampling errors, when quoting percentages, journalists should refrain from reporting decimal places, whereas one decimal place can be used when quoting rating figures.

## PopPanel Composition

Regarding data collection, survey data from both the Hong Kong People Representative Panel and Hong Kong People Volunteer Panel were collected in the form of online questionnaire.

Among them, the Hong Kong People Representative Panel comes from members of the “HKPOP Panel” recruited in regular random telephone surveys. HKPOP uses “HKPOP Panel” as a framework for conducting surveys for different research projects, any eligible family member in the household may be invited to participate in a specific research.

Meanwhile, members of the Hong Kong People Volunteer Panel are recruited online. Citizens only need to self-register in HKPOP website to participate in online questionnaires.

All panel data collected will be adjusted using rim-weighting, to minimize the effects of self-selection bias or participation bias. Details are documented in the Weighting Procedure section.

## Response Rate

HKPORI adopts a set of contact definition in compliance with most international standards. Historically, the social research community in Hong Kong has developed its own set of contact rates, cooperation rates, response rates, and so on. HKPORI normally reports the "success rate" for online surveys.

The calculation of the success rates in this study refers to the following tables.

**Table 2: Calculation of success rate of the HKPOP Panel (by HKPORI definition)**

Success rate		
=	$\frac{\text{Successful cases}}{\text{Panel size of the HKPOP Panel}}$	x 100.0%
=	$\frac{3,248}{87,837}$	x 100.0%
=	3.7%	

## Weighting Procedure

HKPORI has continuously adopted and enhanced its weighting method over the past few decades. For this survey, HKPORI adopts a “2 by 5 by 2 by 4 by 5 by 4” weighting procedure involving six variables, namely, gender, age, educational attainment, economic activity status, appraisal of political condition and political inclination. Basically, the raw data of practically all random telephone surveys conducted by HKPORI are rim-weighted by the figures obtained from the Hong Kong Census and Statistics Department so that the marginal distribution of the sample in terms of gender, age, educational attainment and economic activity status would match with that of the general population figures from the Hong Kong Census and Statistics Department. The marginal distribution of the sample in terms of appraisal of political condition and political inclination would match that of the general population in HKPORI’s regular tracking surveys. This rim-weighting method (sometimes called raking) is found to be the most practicable method in processing HKPORI’s survey data.

Specifically, the gender and age groupings used for weighting are as follows:

- Male 12-29
- Male 30-39
- Male 40-49
- Male 50-59
- Male 60 or above
- Female 12-29
- Female 30-39
- Female 40-49
- Female 50-59
- Female 60 or above

The educational attainments used for weighting are as follows:

- Secondary or below
- Tertiary or above

The economic activity statuses used for weighting are as follows:

- Working population / Others
- Home-makers / Housewives
- Students
- Retired person

The appraisals of political condition used for weighting are as follows:

- Very satisfied
- Quite satisfied
- Half-half // Don’t know / hard to say // Refused to answer
- Quite dissatisfied
- Very dissatisfied

The political inclinations used for weighting are as follows:

- Pro-democracy camp
- Pro-establishment camp
- Localist
- Centrist // Other // No political inclination / politically neutral / do not belong to any camp // Don’t know / hard to say // Refused to answer

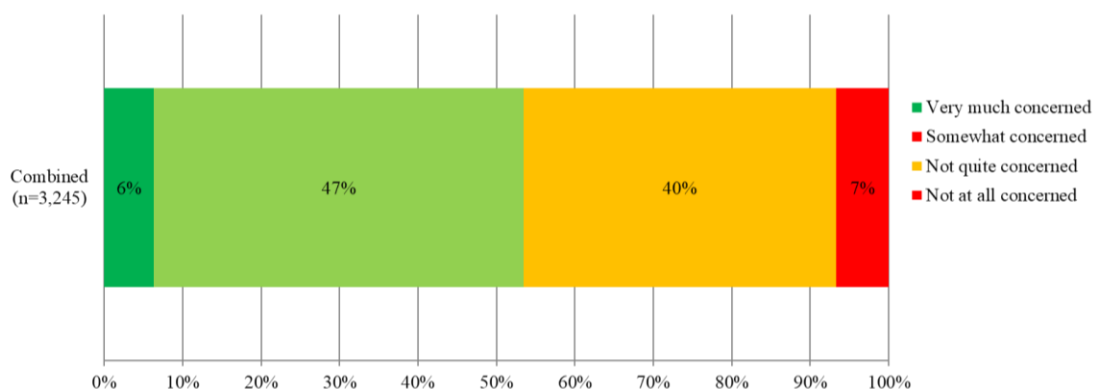
## Quantitative Analysis Results

Quantitative analysis results of the “We Hongkongers” Panel Survey, after applying the standard weighting procedures, are as follows, all questions listed hereby are opinion questions:

**Table 3: Q1 Survey results; Survey period: 25/2-2/3/2022**

Q1 To what extent are you concerned with the issue of food waste?	Combined (Base=3,245)
<b>Very much concerned</b>	6%
<b>Somewhat concerned</b>	47%
<b>Not quite concerned</b>	40%
<b>Not at all concerned</b>	7%

**Chart 1: Q1 Combined chart**

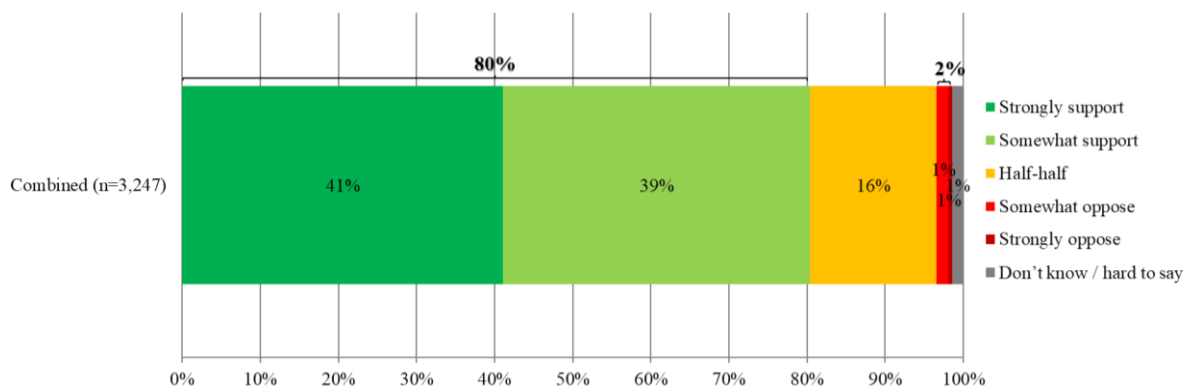


**Table 4: Q2 Survey results; Survey period: 25/2-2/3/2022**

Q2 How much do you support or oppose the government to place odourless food waste recycling bins in housing estates and public areas?	Combined (Base=3,247)
<b>Strongly support</b>	41%
<b>Somewhat support</b>	39%
<b>Half-half</b>	16%
<b>Somewhat oppose</b>	1%
<b>Strongly oppose</b>	1%
<b>Don't know / hard to say</b>	1%
<b>Mean<sup>[2]</sup></b>	4.2

[2] The mean value is calculated by quantifying all individual responses into 1, 2, 3, 4, 5 marks according to their degree of capability, where 1 is the lowest and 5 the highest, and then calculate the sample mean.

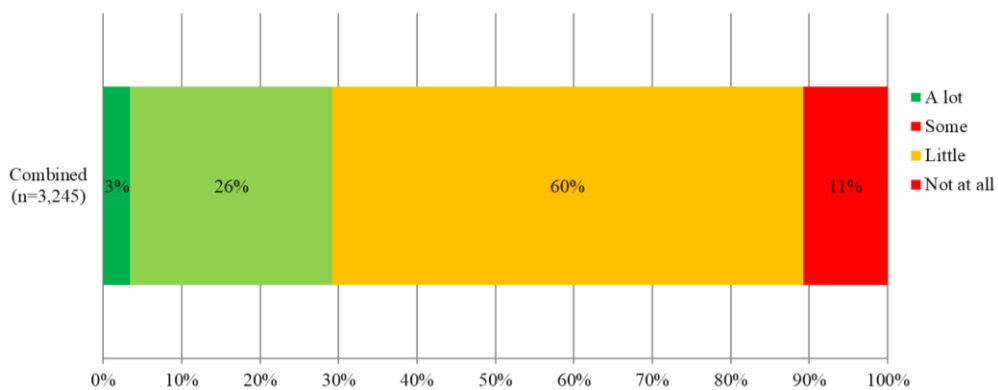
**Chart 2: Q2 Combined chart**



**Table 5: Q3 Survey results; Survey period: 25/2-2/3/2022**

Q3 How much do you think you know about “food waste classification”?	<b>Combined (Base=3,245)</b>
<b>A lot</b>	3%
<b>Some</b>	26%
<b>Little</b>	<b>60%</b>
<b>Not at all</b>	11%

**Chart 3: Q3 Combined chart**

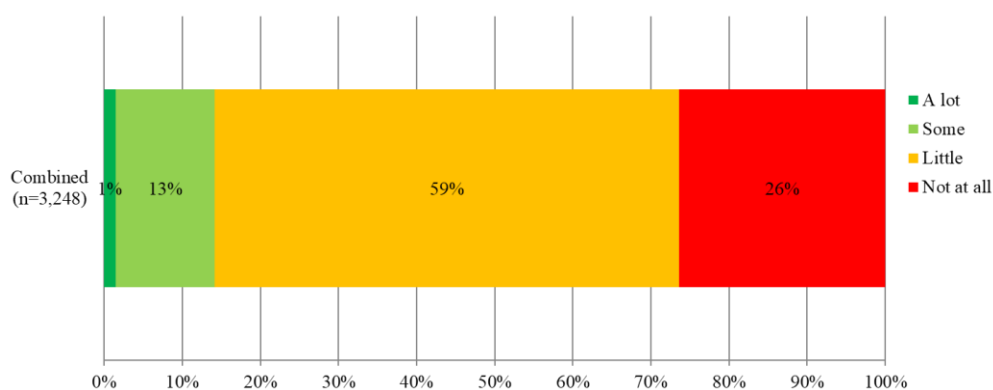




**Table 6: Q4 Survey results; Survey period: 25/2-2/3/2022**

Q4 How much do you think you know about the current situation of electricity generation from food waste in Hong Kong?	Combined (Base=3,248)
<b>A lot</b>	1%
<b>Some</b>	13%
<b>Little</b>	<b>59%</b>
<b>Not at all</b>	26%

**Chart 4: Q4 Combined chart**



# Appendices

### Appendix 1: Demographic profile of respondents

Gender:	Pro-democracy camp supporters				Non-pro-democracy camp supporters #				Total			
	Raw sample		Weighted sample		Raw sample		Weighted sample		Raw sample		Weighted sample	
	Freq	%	Freq	%	Freq	%	Freq	%	Freq	%	Freq	%
Male	1,477	54.6%	246	31.8%	217	56.1%	1,168	53.2%	1,770	54.5%	1,531	47.1%
Female	1,219	45.1%	524	67.8%	169	43.7%	1,023	46.6%	1,467	45.2%	1,704	52.5%
Other	7	0.3%	3	0.4%	1	0.3%	4	0.2%	11	0.3%	13	0.4%
Total	2,703	100.0%	774	100.0%	387	100.0%	2,196	100.0%	3,248	100.0%	3,248	100.0%
Missing case(s)	0		0		0		0		0		0	

Age:	Pro-democracy camp supporters				Non-pro-democracy camp supporters #				Total			
	Raw sample		Weighted sample		Raw sample		Weighted sample		Raw sample		Weighted sample	
	Freq	%	Freq	%	Freq	%	Freq	%	Freq	%	Freq	%
12 - 29	410	15.2%	219	28.4%	36	9.3%	320	14.6%	475	14.6%	640	19.7%
30 - 39	649	24.0%	76	9.9%	73	18.9%	370	16.9%	757	23.3%	463	14.3%
40 - 49	640	23.7%	68	8.8%	91	23.5%	429	19.6%	775	23.9%	568	17.5%
50 - 59	615	22.8%	227	29.4%	102	26.4%	496	22.6%	749	23.1%	767	23.6%
60 or above	386	14.3%	182	23.5%	85	22.0%	579	26.4%	489	15.1%	809	24.9%
Total	2,700	100.0%	772	100.0%	387	100.0%	2,196	100.0%	3,245	100.0%	3,247	100.0%
Missing case(s)	3		1		0		0		3		1	

Education attainment:	Pro-democracy camp supporters				Non-pro-democracy camp supporters #				Total			
	Raw sample		Weighted sample		Raw sample		Weighted sample		Raw sample		Weighted sample	
	Freq	%	Freq	%	Freq	%	Freq	%	Freq	%	Freq	%
Primary or below	5	0.2%	1	0.2%	0	0.0%	0	0.0%	5	0.2%	1	<0.1%
Secondary	476	17.6%	365	47.2%	104	26.9%	851	38.9%	597	18.7%	1,290	40.4%
Tertiary or above	2,221	82.2%	407	52.7%	282	73.1%	1,338	61.1%	2,588	81.1%	1,898	59.5%
Total	2,702	100.0%	773	100.0%	386	100.0%	2,189	100.0%	3,190	100.0%	3,190	100.0%
Missing case(s)	1		<1		1		7		58		58	

Occupation:	Pro-democracy camp supporters				Non-pro-democracy camp supporters #				Total			
	Raw sample		Weighted sample		Raw sample		Weighted sample		Raw sample		Weighted sample	
	Freq	%	Freq	%	Freq	%	Freq	%	Freq	%	Freq	%
Administrators and professionals	1,005	37.2%	122	15.7%	126	32.6%	468	21.4%	1,152	36.2%	597	18.8%
Clerks and service workers	763	28.3%	208	26.9%	94	24.4%	624	28.5%	888	27.9%	915	28.7%
Workers	74	2.7%	13	1.7%	19	4.9%	157	7.2%	96	3.0%	175	5.5%
Students	110	4.1%	78	10.1%	9	2.3%	117	5.4%	124	3.9%	209	6.6%
Home-makers / housewives	113	4.2%	108	13.9%	15	3.9%	204	9.3%	132	4.1%	336	10.6%
Others	634	23.5%	245	31.6%	123	31.9%	620	28.3%	793	24.9%	953	29.9%
Total	2,699	100.0%	773	100.0%	386	100.0%	2,190	100.0%	3,185	100.0%	3,185	100.0%
Missing case(s)	4		<1		1		6		63		63	

Political inclination:	Pro-democracy camp supporters				Non-pro-democracy camp supporters #				Total			
	Raw sample		Weighted sample		Raw sample		Weighted sample		Raw sample		Weighted sample	
	Freq	%	Freq	%	Freq	%	Freq	%	Freq	%	Freq	%
Pro-democracy camp	1,517	56.1%	515	66.6%	0	0.0%	0	0.0%	1,517	47.6%	515	16.1%
Pro-establishment camp	0	0.0%	0	0.0%	22	5.7%	473	21.5%	22	0.7%	473	14.8%
Localist	1,186	43.9%	258	33.4%	0	0.0%	0	0.0%	1,186	37.2%	258	8.1%
Centrist	0	0.0%	0	0.0%	139	35.9%	604	27.5%	139	4.4%	604	18.9%
Others	0	0.0%	0	0.0%	0	0.0%	0	0.0%	37	1.2%	56	1.7%
No political inclination / politically neutral / don't belong to any camp	0	0.0%	0	0.0%	226	58.4%	1,119	51.0%	226	7.1%	1,119	35.0%
Don't know / hard to say	0	0.0%	0	0.0%	0	0.0%	0	0.0%	63	2.0%	169	5.3%
Total	2,703	100.0%	774	100.0%	387	100.0%	2,196	100.0%	3,190	100.0%	3,194	100.0%
Missing case(s)	0		0		0		0		58		54	

**Appendix 2: Contact Information**

Total valid samples	3,248
Survey period	25/2-2/3/2022
Success rate	3.7%
Questionnaires sent out	87,837
Questionnaires received	3,395
Ineligible samples	20
Invalid samples	0
Incomplete samples	127
Standard error	0.9%
Sampling error	1.7%

### Appendix 3: Quantitative analyses

#### Q1 Survey results, by camp type; Survey period: 25/2-2/3/2022

Q1 To what extent are you concerned with the issue of food waste?	Pro-democracy camp supporters	Non-pro-democracy camp supporters #	Total
	Percentages (Base=2,700)	Percentages (Base=387)	Percentages (Base=3,245)
Very much concerned	6.5%	6.4%	6.3%
Somewhat concerned	45.2%	48.7%	47.2%
Not quite concerned	42.3%	38.3%	39.8%
Not at all concerned	5.9%	6.6%	6.7%
Total	100.0%	100.0%	100.0%
<i>Refuse to answer</i>	3	0	3

# Including pro-establishment camp supporters, centrist supporters, no political inclination / politically neutral / do not belong to any camp

**Q2 Survey results, by camp type; Survey period: 25/2-2/3/2022**

Q2 How much do you support or oppose the government to place odourless food waste recycling bins in housing estates and public areas?	Pro-democracy camp supporters		Non-pro-democracy camp supporters #		Total	
	Percentages		Percentages		Percentages	
	(Base=2,702)		(Base=387)		(Base=3,247)	
Strongly support	45.8%	}82.8%	39.7%	}81.4%	41.1%	}80.4%
Somewhat support	37.0%		41.8%		39.3%	
Half-half	14.5%		15.3%		16.2%	
Somewhat oppose	0.6%	}1.9%	1.9%	}2.3%	1.4%	}2.0%
Strongly oppose	1.4%		0.3%		0.6%	
Don't know / hard to say	0.8%		1.0%		1.4%	
Total	100.0%		100.0%		100.0%	
Mean values	4.3		4.2		4.2	
Standard error of mean	<0.1		<0.1		<0.1	
Median	4.0		4.0		4.0	
<i>Refuse to answer</i>	<i>1</i>		<i>0</i>		<i>1</i>	
Net value (Support- Oppose)	+80.8%		+79.1%		+78.4%	

# Including pro-establishment camp supporters, centrist supporters, no political inclination / politically neutral / do not belong to any camp



**Q3 Survey results, by camp type; Survey period: 25/2-2/3/2022**

Q3 How much do you think you know about "food waste separation"?	Pro-democracy camp supporters	Non-pro-democracy camp supporters #	Total
	Percentages	Percentages	Percentages
	(Base=2,700)	(Base=387)	(Base=3,245)
A lot	2.5%	3.9%	3.4%
Some	26.9%	26.0%	25.8%
Little	56.8%	62.4%	60.0%
Not at all	13.8%	7.7%	10.8%
Total	100.0%	100.0%	100.0%
<i>Refuse to answer</i>	3	0	3

# Including pro-establishment camp supporters, centrist supporters, no political inclination / politically neutral / do not belong to any camp

**Q4 Survey results, by camp type; Survey period: 25/2-2/3/2022**

Q4 How much do you think you know about the current situation of electricity generation from food waste in Hong Kong?	Pro-democracy camp supporters	Non-pro-democracy camp supporters #	Total
	Percentages	Percentages	Percentages
	(Base=2,703)	(Base=387)	(Base=3,248)
A lot	0.4%	1.8%	1.4%
Some	13.6%	11.9%	12.7%
Little	62.3%	60.8%	59.5%
Not at all	23.6%	25.5%	26.4%
Total	100.0%	100.0%	100.0%
<i>Refuse to answer</i>	0	0	0

# Including pro-establishment camp supporters, centrist supporters, no political inclination / politically neutral / do not belong to any camp

## Appendix 4: Survey questionnaire (25/2-2/3/2022)

### We Hongkongers & Community Health Survey

Hong Kong Public Opinion Research Institute is politically neutral. We welcome different opinions. All personal data will be kept strictly confidential. You can fill in the questionnaire again to express your latest views. When we need to work on the data, your last submission will be used. For enquiries, please email us at [panel@pori.hk](mailto:panel@pori.hk).

Last updated: xxxx-xx-xx

Tentative next update: xxxx-xx-xx

**\*Required**

#### Eligibility Confirmation

**Are you a Hong Kong resident aged 12 or above (i.e., currently residing in Hong Kong)? \***

- Yes
- No

#### We Hongkongers Series

**To what extent are you concerned with the issue of food waste?**

- Very much concerned
- Somewhat concerned
- Not quite concerned
- Not at all concerned

**How much do you support or oppose the government to place odourless food waste recycling bins in housing estates and public areas?**

- Strongly support
- Somewhat support
- Half-half
- Somewhat oppose
- Strongly oppose
- Don't know / hard to say

**How much do you think you know about “food waste separation”?**

- A lot
- Some
- Little
- Not at all

**How much do you think you know about the current situation of electricity generation from food waste in Hong Kong?**

- A lot
- Some
- Little
- Not at all

**Community Health****How likely do you think it is that you will contract novel coronavirus pneumonia over the next one month?**

(Please select the closest answer)

- |  |                                  |  |
|--|----------------------------------|--|
| <input type="radio"/> 0% chance (Certainly not)    | <input type="radio"/> 20% chance | <input type="radio"/> 70% chance                   |
| <input type="radio"/> 0.001% chance (1 in 100,000) | <input type="radio"/> 25% chance | <input type="radio"/> 80% chance                   |
| <input type="radio"/> 0.01% chance (1 in 10,000)   | <input type="radio"/> 30% chance | <input type="radio"/> 90% chance                   |
| <input type="radio"/> 0.1% chance (1 in 1,000)     | <input type="radio"/> 35% chance | <input type="radio"/> 100% chance (Certainly will) |
| <input type="radio"/> 1% chance (1 in 100)         | <input type="radio"/> 40% chance | <input type="radio"/> _____ % chance               |
| <input type="radio"/> 5% chance (1 in 20)          | <input type="radio"/> 45% chance | <input type="radio"/> Don't know / hard to say     |
| <input type="radio"/> 10% chance (1 in 10)         | <input type="radio"/> 50% chance |  |
| <input type="radio"/> 15% chance                   | <input type="radio"/> 60% chance |  |

**How satisfied or dissatisfied are you with the government's performance in handling novel coronavirus pneumonia?**

- Very much satisfied
- Somewhat satisfied
- Half-half
- Somewhat dissatisfied
- Very much dissatisfied
- Don't know / hard to say

**Other Opinions**

**Generally speaking, how satisfied or dissatisfied are you with the current ..... in Hong Kong?**

(Randomise the three conditions)

	Very much satisfied	Somewhat satisfied	Half-half	Somewhat dissatisfied	Very much dissatisfied	Don't know / hard to say
Political condition						
Economic condition						
Livelihood condition						

**Personal Information**

**This section is about personal information. If you have already provided relevant information in this survey series and have nothing to add or update, you may skip these questions. We will use the past data you provided in this survey series for analysis.**

- I have already provided my personal information, and has nothing to add or update ([skip questions on personal information](#))
- Provide / update personal information now

**Gender**

- Male
- Female
- Other

**Age**

- \_\_\_\_\_ years old
- 12 - 14
- 15 - 17
- 18 - 19
- 20 - 24
- 25 - 29
- 30 - 34
- 35 - 39
- 40 - 44
- 45 - 49
- 50 - 54
- 55 - 59
- 60 - 64
- 65 - 69
- 70 or above

**Educational attainment**

(The highest level attended, regardless of whether you have completed the course, including what you are attending)

- Primary or below
- Lower secondary ([Secondary 1 to 3](#))

- Upper secondary (Secondary 4 to 7 / DSE / Yi Jin)
- Tertiary: non-degree course (including diploma / certificate / sub-degree course)
- Tertiary: bachelor degree course
- Tertiary: postgraduate school or above

### Occupation

(Owner / self-employed / freelance / part time / civil servant are not valid answers, please answer according to the job nature or content)

- Administrator and professional
- Clerical and service worker
- Production worker
- Student
- Home-maker / housewife
- Retired person
- Unemployed / between jobs / other non-employed
- Other: \_\_\_\_\_

### Which of the following best describes your political inclination?

(Randomise the four camps)

- Localist
- Pro-democracy camp
- Centrist
- Pro-establishment camp
- Other: \_\_\_\_\_
- No political inclination / politically neutral / do not belong to any camp
- Don't know / hard to say

### End of Questionnaire

Thank you for completing the survey. For enquiries, please email us at [panel@pori.hk](mailto:panel@pori.hk).