



# Hong Kong Public Opinion Research Institute

---

## **PopPanel Research Report No. 136 cum “We Hongkongers” Research Report No. 95**

---

**Survey Date: 8 April to 13 April 2022**

**Release Date: 14 April 2022**

Copyright of this report was generated by the Hong Kong Public Opinion Research Institute (HKPORI) and opened to the world. HKPORI proactively promotes open data, open technology and the free flow of ideas, knowledge and information. The predecessor of HKPORI was the Public Opinion Programme at The University of Hong Kong (HKUPOP). “PORI” in this publication may refer to HKPORI or HKUPOP as the case may be..

## Research Background

"We Hongkongers" is an initiative advocated by Hong Kong Public Opinion Research Institute (HKPORI), with the support of many members of the civic society. With reference to the petition website "We the People" hosted by the White House of the United States, "We Hongkongers" aims to reflect public sentiment by conducting scientific research on any issues raised by Hong Kong citizens: <https://www.pori.hk/research-reports-en/wehkers.html?lang=en>.

"We Hongkongers" Project officially started on 17 October 2019, in the form of intensive rolling surveys. A total of 12 reports were published as of 23 December 2019. In mid-May 2020, in response to the rapid changes in Hong Kong's political and public sentiment, HKPORI redeveloped the "We Hongkongers" Project. Coupled with the rapid development of the "HKPOP Panel" established by PORI in July 2019, PORI decided to launch the "We Hongkongers Panel Survey" to further strengthen interaction with the public and as well as collect and analyze public opinion and there are 29 reports in total. In January 2021, PORI redeveloped the "We Hongkongers" Project again to strengthen the cooperation with non-governmental organizations, civil society organizations, concern groups and professional organizations, and the results will be released in the form of mini-forums to initiate policy discussions.

This report also represents Report No. 136 under HKPOP Panel survey series, as well as Report No. 95 under the "We Hongkongers" Project Series. The theme of this report is "the Budget".

HKPORI sent out emails to all panel members at the beginning of the survey, inviting them to fill in the questionnaire at the designated online platform. Members were allowed to make repeated submissions, while only the last submission of each individual member would be used for analysis.

## Contact Information

Herewith the contact information of the “We Hongkongers” Panel Survey:

**Table 1: Detailed Contact Information**

Survey method	Online survey
Target population	HKPOP Panel samples, namely Hong Kong People Representative Panel (Probability-based Panel) and Hong Kong People Volunteer Panel (Non-probability-based Panel)
Weighting method	Rim-weighted according to 1) gender-age distribution, educational attainment (highest level attended) distribution and economic activity status distribution of Hong Kong population from Census and Statistics Department; 2) appraisal of political condition and political inclination distribution from regular tracking surveys.
Date of survey	8 April, 3pm – 13 April, 3pm
Total sample size	5,685
Response rate	6.5%
Sampling error <sup>[1]</sup>	Sampling error of percentages at +/-1% at 95% confidence level

[1] All error figures in this release are calculated at 95% confidence level. “95% confidence level” means that if we were to repeat a certain survey 100 times with different random samples, we would expect 95 times having the population parameter within the respective error margins calculated. Because of sampling errors, when quoting percentages, journalists should refrain from reporting decimal places, whereas one decimal place can be used when quoting rating figures.

## PopPanel Composition

Regarding data collection, survey data from both the Hong Kong People Representative Panel and Hong Kong People Volunteer Panel were collected in the form of online questionnaire.

Among them, the Hong Kong People Representative Panel comes from members of the “HKPOP Panel” recruited in regular random telephone surveys. HKPORI uses “HKPOP Panel” as a framework for conducting surveys for different research projects, any eligible family member in the household may be invited to participate in a specific research.

Meanwhile, members of the Hong Kong People Volunteer Panel are recruited online. Citizens only need to self-register in HKPORI website to participate in online questionnaires.

All panel data collected will be adjusted using rim-weighting, to minimize the effects of self-selection bias or participation bias. Details are documented in the Weighting Procedure section.

## Response Rate

HKPORI adopts a set of contact definition in compliance with most international standards. Historically, the social research community in Hong Kong has developed its own set of contact rates, cooperation rates, response rates, and so on. HKPORI normally reports the "success rate" for online surveys.

The calculation of the success rates in this study refers to the following tables.

**Table 2: Calculation of success rate of the HKPOP Panel (by HKPORI definition)**

Success rate		
=	$\frac{\text{Successful cases}}{\text{Panel size of the HKPOP Panel}}$	x 100.0%
=	$\frac{5,685}{86,847}$	x 100.0%
=	6.5%	

## Weighting Procedure

HKPORI has continuously adopted and enhanced its weighting method over the past few decades. For this survey, HKPORI adopts a "2 by 5 by 2 by 4 by 5 by 4" weighting procedure involving six variables, namely, gender, age, educational attainment, economic activity status, appraisal of political condition and political inclination. Basically, the raw data of practically all random telephone surveys conducted by HKPORI are rim-weighted by the figures obtained from the Hong Kong Census and Statistics Department so that the marginal distribution of the sample in terms of gender, age, educational attainment and economic activity status would match with that of the general population figures from the Hong Kong Census and Statistics Department. The marginal distribution of the sample in terms of appraisal of political condition and political inclination would match that of the general population in HKPORI's regular tracking surveys. This rim-weighting method (sometimes called raking) is found to be the most practicable method in processing HKPORI's survey data.

Specifically, the gender and age groupings used for weighting are as follows:

- Male 12-29
- Male 30-39
- Male 40-49
- Male 50-59
- Male 60 or above
- Female 12-29
- Female 30-39
- Female 40-49
- Female 50-59
- Female 60 or above

The educational attainments used for weighting are as follows:

- Secondary or below
- Tertiary or above

The economic activity statuses used for weighting are as follows:

- Working population / Others
- Home-makers / Housewives
- Students
- Retired person

The appraisals of political condition used for weighting are as follows:

- Very satisfied
- Quite satisfied
- Half-half // Don't know / hard to say // Refused to answer
- Quite dissatisfied
- Very dissatisfied

The political inclinations used for weighting are as follows:

- Pro-democracy camp
- Pro-establishment camp
- Localist
- Centrist // Other // No political inclination / politically neutral / do not belong to any camp // Don't know / hard to say // Refused to answer

## Quantitative Analysis Results

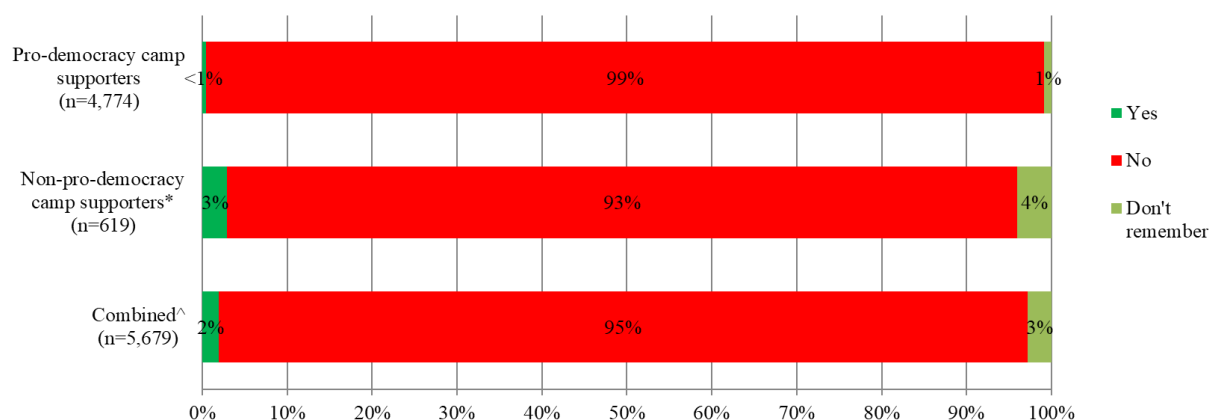
Quantitative analysis results of the “We Hongkongers” Panel Survey, after applying the standard weighting procedures, are as follows, all questions listed hereby are opinion questions:

**Table 3: Q1 Survey results; Survey period: 8-13/4/2022**

Q1 The government had launched public consultation exercises before the 2022/23 Budget. Did you participate in the public consultation to express your opinions?	Pro-democracy camp supporters (Base=4,774)	Non-pro-democracy camp supporters <sup>[2]</sup> (Base=619)	Combined (Base=5,679)
Yes	<1%	3%	2%
No	99%	93%	95%
Don't remember	1%	4%	3%

[2] Include: pro-establishment camp supporters, centrist supporters, no political inclination / politically neutral / do not belong to any camp

**Chart 1: Q1 Combined chart**



\* Include: pro-establishment camp supporters, centrist supporters, no political inclination / politically neutral / do not belong to any camp.

^ The aggregated figures come from adjusting the by-group weighted figures using ratio of “pan-democratic” vs “non-pan-democratic” collected in regular tracking survey.

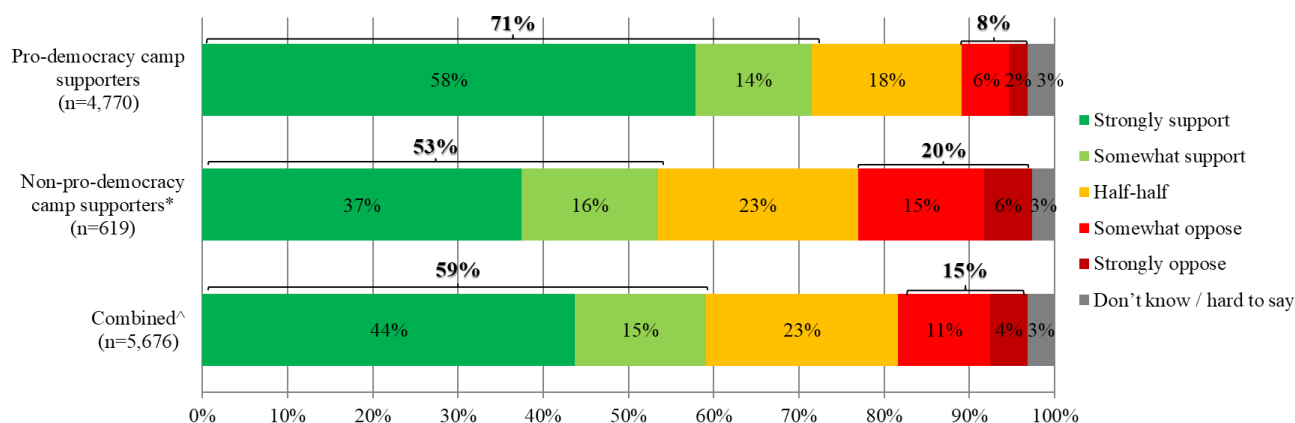
**Table 4: Q2 Survey results; Survey period: 8-13/4/2022**

Q2 There are views that the government should issue more consumption vouchers (i.e., more than \$10,000) to the people in response to the economic pressure they are currently suffering under the pandemic. How much do you support or oppose the above measure?	Pro-democracy camp supporters (Base=4,770)	Non-pro-democracy camp supporters <sup>[3]</sup> (Base=619)	Combined (Base=5,676)
<b>Strongly support</b> } <b>Support</b>	58% } <b>71%</b>	37% } <b>53%</b>	44% } <b>59%</b>
<b>Somewhat support</b> }	14% }	16% }	15% }
<b>Half-half</b>	18%	23%	23%
<b>Somewhat oppose</b> } <b>Oppose</b>	6% } <b>8%</b>	15% } <b>20%</b>	11% } <b>15%</b>
<b>Strongly oppose</b> }	2% }	6% }	4% }
<b>Don't know / hard to say</b>	3%	3%	3%
<b>Mean<sup>[4]</sup></b>	4.2	3.7	3.9

[3] Include: pro-establishment camp supporters, centrist supporters, no political inclination / politically neutral / do not belong to any camp

[4] The mean value is calculated by quantifying all individual responses into 1, 2, 3, 4, 5 marks according to their degree of satisfaction level, where 1 is the lowest and 5 the highest, and then calculate the sample mean.

**Chart 2: Q2 Combined chart**



\* Include: pro-establishment camp supporters, centrist supporters, no political inclination / politically neutral / do not belong to any camp

^ The aggregated figures come from adjusting the by-group weighted figures using ratio of “pan-democratic” vs “non-pan-democratic” collected in regular tracking survey.

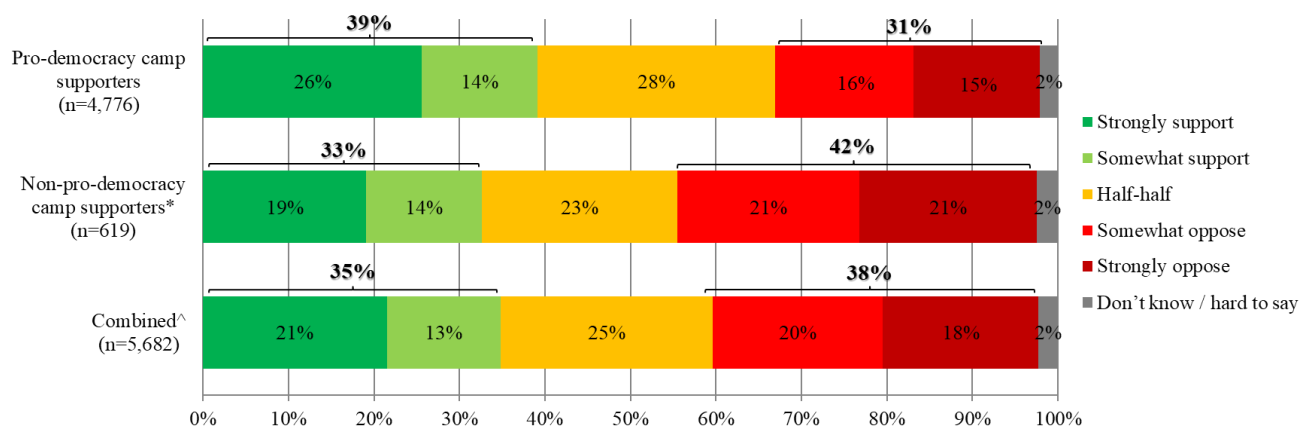
**Table 5: Q3 Survey results; Survey period: 8-13/4/2022**

Q3 The consumption vouchers are now only issued to Hong Kong citizens aged 18 or above. How much do you support or oppose the government also issuing the consumption vouchers to Hong Kong citizens aged below 18?	Pro-democracy camp supporters (Base=4,776)	Non-pro-democracy camp supporters <sup>[5]</sup> (Base=619)	Combined (Base=5,682)
<b>Strongly support</b> } <b>Support</b>	26% } 39%	19% } 33%	21% } 35%
<b>Somewhat support</b> }	14% }	14% }	13% }
<b>Half-half</b>	28%	23%	25%
<b>Somewhat oppose</b> } <b>Oppose</b>	16% } 31%	21% } 42%	20% } 38%
<b>Strongly oppose</b> }	15% }	21% }	18% }
<b>Don't know / hard to say</b>	2%	2%	2%
<b>Mean<sup>[6]</sup></b>	3.2	2.9	3.0

[5] Include: pro-establishment camp supporters, centrist supporters, no political inclination / politically neutral / do not belong to any camp

[6] The mean value is calculated by quantifying all individual responses into 1, 2, 3, 4, 5 marks according to their degree of satisfaction level, where 1 is the lowest and 5 the highest, and then calculate the sample mean.

**Chart 3: Q3 Combined chart**



\* Include: pro-establishment camp supporters, centrist supporters, no political inclination / politically neutral / do not belong to any camp

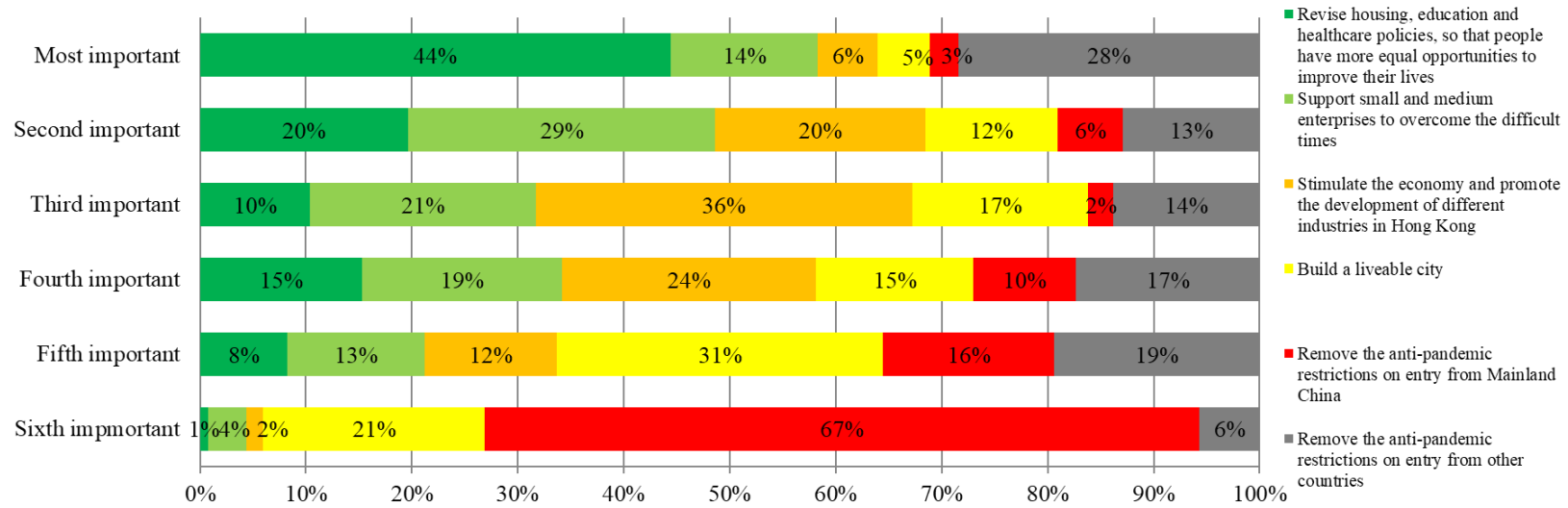
^ The aggregated figures come from adjusting the by-group weighted figures using ratio of “pan-democratic” vs “non-pan-democratic” collected in regular tracking survey.



**Table 6: Q4 Survey results; Survey period: 8-13/4/2022**

Q4 Which of the following measures do you think is more important? Please rank the following in descending order of importance. [Pro-democracy camp supporters]	<b>Most important (Base=4,779)</b>	<b>Second important (Base=4,779)</b>	<b>Third important (Base=4,768)</b>	<b>Fourth important (Base=4,734)</b>	<b>Fifth important (Base=4,708)</b>	<b>Sixth important (Base=4,638)</b>
<b>Revise housing, education and healthcare policies, so that people have more equal opportunities to improve their lives</b>	44%	20%	10%	15%	8%	1%
<b>Support small and medium enterprises to overcome the difficult times</b>	14%	29%	21%	19%	13%	4%
<b>Stimulate the economy and promote the development of different industries in Hong Kong</b>	6%	20%	36%	24%	12%	2%
<b>Build a liveable city</b>	5%	12%	17%	15%	31%	21%
<b>Remove the anti-pandemic restrictions on entry from Mainland China</b>	3%	6%	2%	10%	16%	<b>67%</b>
<b>Remove the anti-pandemic restrictions on entry from other countries</b>	28%	13%	14%	17%	19%	6%

**Chart 4: Q4 Specific political inclination group (pro-democracy camp supporters) chart**

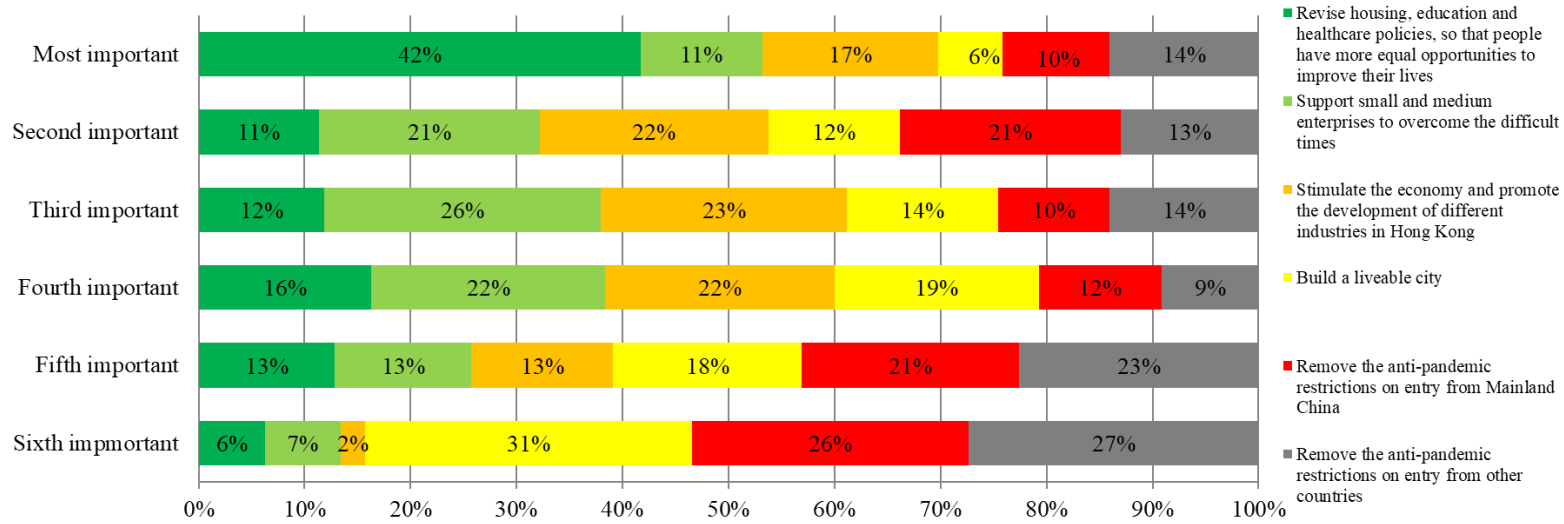


**Table 7: Q4 Survey results; Survey period: 8-13/4/2022**

Q4 Which of the following measures do you think is more important? Please rank the following in descending order of importance. [Non-pro-democracy camp supporters <sup>[7]</sup> ]	<b>Most important (Base=619)</b>	<b>Second important (Base=619)</b>	<b>Third important (Base=615)</b>	<b>Fourth important (Base=608)</b>	<b>Fifth important (Base=605)</b>	<b>Sixth important (Base=595)</b>
<b>Revise housing, education and healthcare policies, so that people have more equal opportunities to improve their lives</b>	42%	11%	12%	16%	13%	6%
<b>Support small and medium enterprises to overcome the difficult times</b>	11%	21%	26%	22%	13%	7%
<b>Stimulate the economy and promote the development of different industries in Hong Kong</b>	17%	22%	23%	22%	13%	2%
<b>Build a liveable city</b>	6%	12%	14%	19%	18%	31%
<b>Remove the anti-pandemic restrictions on entry from Mainland China</b>	10%	21%	10%	12%	21%	26%
<b>Remove the anti-pandemic restrictions on entry from other countries</b>	14%	13%	14%	9%	23%	27%

[7] Include: pro-establishment camp supporters, centrist supporters, no political inclination / politically neutral / do not belong to any camp

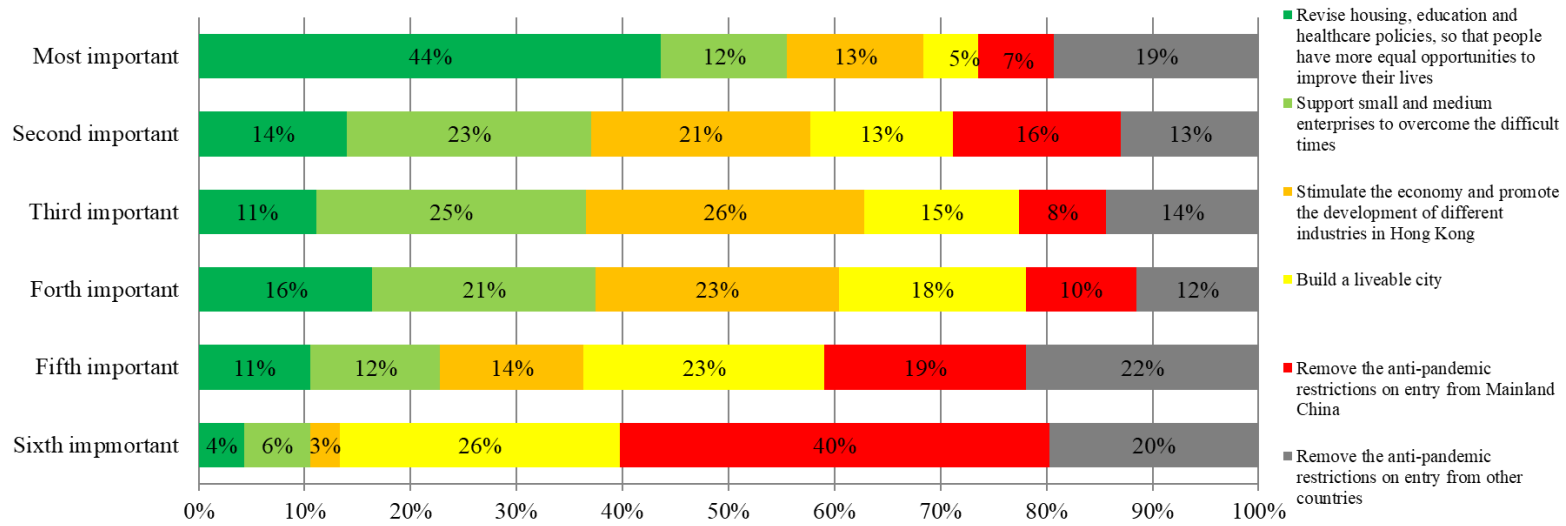
**Chart 5: Q4 Specific political inclination group (non-pro-democracy camp supporters) chart**



**Table 8: Q4 Survey results; Survey period: 8-13/4/2022**

Q4 Which of the following measures do you think is more important? Please rank the following in descending order of importance. [Combined]	<b>Most important (Base=5,685)</b>	<b>Second important (Base=5,685)</b>	<b>Third important (Base=5,670)</b>	<b>Fourth important (Base=5,626)</b>	<b>Fifth important (Base=5,595)</b>	<b>Sixth important (Base=5,510)</b>
<b>Revise housing, education and healthcare policies, so that people have more equal opportunities to improve their lives</b>	44%	14%	11%	16%	11%	4%
<b>Support small and medium enterprises to overcome the difficult times</b>	12%	23%	25%	21%	12%	6%
<b>Stimulate the economy and promote the development of different industries in Hong Kong</b>	13%	21%	26%	23%	14%	3%
<b>Build a liveable city</b>	5%	13%	15%	18%	23%	26%
<b>Remove the anti-pandemic restrictions on entry from Mainland China</b>	7%	16%	8%	10%	19%	40%
<b>Remove the anti-pandemic restrictions on entry from other countries</b>	19%	13%	14%	12%	22%	20%

**Chart 6: Q4 Combined chart**



# Appendices

**Appendix 1: Demographic profile of respondents**

Gender:	Pro-democracy camp supporters				Non-pro-democracy camp supporters #				Total			
	Raw sample		Weighted sample		Raw sample		Weighted sample		Raw sample		Weighted sample	
	Freq	%	Freq	%	Freq	%	Freq	%	Freq	%	Freq	%
Male	2,574	53.9%	546	36.4%	340	54.9%	1,893	52.9%	3,065	53.9%	2,682	47.2%
Female	2,199	46.0%	954	63.5%	277	44.7%	1,680	46.9%	2,607	45.9%	2,988	52.6%
Other	6	0.1%	1	0.1%	2	0.3%	6	0.2%	12	0.2%	16	0.3%
Total	4,779	100.0%	1,501	100.0%	619	100.0%	3,578	100.0%	5,684	100.0%	5,685	100.0%
Missing case(s)	0		0		0		0		1		<1	

Age:	Pro-democracy camp supporters				Non-pro-democracy camp supporters #				Total			
	Raw sample		Weighted sample		Raw sample		Weighted sample		Raw sample		Weighted sample	
	Freq	%	Freq	%	Freq	%	Freq	%	Freq	%	Freq	%
12 - 29	688	14.4%	406	27.1%	44	7.1%	481	13.5%	789	13.9%	1,121	19.7%
30 - 39	1,191	24.9%	143	9.5%	122	19.7%	581	16.2%	1,376	24.2%	771	13.6%
40 - 49	1,208	25.3%	210	14.0%	148	23.9%	642	17.9%	1,435	25.3%	1,033	18.2%
50 - 59	1,083	22.7%	361	24.0%	161	26.0%	742	20.8%	1,303	22.9%	1,197	21.1%
60 or above	606	12.7%	382	25.4%	144	23.3%	1,132	31.6%	779	13.7%	1,563	27.5%
Total	4,776	100.0%	1,501	100.0%	619	100.0%	3,578	100.0%	5,682	100.0%	5,685	100.0%
Missing case(s)	3		<1		0		0		3		<1	

# Including pro-establishment camp supporters, centrist supporters, no political inclination / politically neutral / do not belong to any camp



Education attainment:	Pro-democracy camp supporters				Non-pro-democracy camp supporters #				Total			
	Raw sample		Weighted sample		Raw sample		Weighted sample		Raw sample		Weighted sample	
	Freq	%	Freq	%	Freq	%	Freq	%	Freq	%	Freq	%
Primary or below	9	0.2%	62	4.2%	1	0.2%	9	0.3%	11	0.2%	75	1.4%
Secondary	726	15.2%	621	41.4%	147	23.8%	1,453	41.0%	897	16.1%	2,221	39.9%
Tertiary or above	4,035	84.6%	817	54.5%	469	76.0%	2,086	58.8%	4,652	83.7%	3,264	58.7%
Total	4,770	100.0%	1,500	100.0%	617	100.0%	3,548	100.0%	5,560	100.0%	5,560	100.0%
Missing case(s)	9		2		2		30		125		125	

Occupation:	Pro-democracy camp supporters				Non-pro-democracy camp supporters #				Total			
	Raw sample		Weighted sample		Raw sample		Weighted sample		Raw sample		Weighted sample	
	Freq	%	Freq	%	Freq	%	Freq	%	Freq	%	Freq	%
Administrators and professionals	1,906	40.0%	228	15.2%	222	36.0%	785	22.1%	2,179	39.2%	1,072	19.3%
Clerks and service workers	1,325	27.8%	437	29.1%	148	24.0%	853	24.0%	1,524	27.4%	1,435	25.8%
Workers	105	2.2%	29	1.9%	25	4.1%	206	5.8%	133	2.4%	240	4.3%
Students	178	3.7%	112	7.5%	11	1.8%	186	5.2%	197	3.5%	364	6.6%
Home-makers / housewives	208	4.4%	186	12.4%	27	4.4%	377	10.6%	240	4.3%	586	10.6%
Others	1,046	21.9%	510	34.0%	183	29.7%	1,140	32.2%	1,280	23.1%	1,855	33.4%
Total	4,768	100.0%	1,501	100.0%	616	100.0%	3,547	100.0%	5,553	100.0%	5,553	100.0%
Missing case(s)	11		<1		3		31		132		132	

# Including pro-establishment camp supporters, centrist supporters, no political inclination / politically neutral / do not belong to any camp

Political inclination:	Pro-democracy camp supporters				Non-pro-democracy camp supporters #				Total			
	Raw sample		Weighted sample		Raw sample		Weighted sample		Raw sample		Weighted sample	
	Freq	%	Freq	%	Freq	%	Freq	%	Freq	%	Freq	%
Pro-democracy camp	2,748	57.5%	1,053	70.1%	0	0.0%	0	0.0%	2,748	49.4%	1,053	19.0%
Pro-establishment camp	0	0.0%	0	0.0%	43	6.9%	925	25.9%	43	0.8%	925	16.7%
Localist	2,031	42.5%	448	29.9%	0	0.0%	0	0.0%	2,031	36.5%	448	8.1%
Centrist	0	0.0%	0	0.0%	222	35.9%	974	27.2%	222	4.0%	974	17.5%
Others	0	0.0%	0	0.0%	0	0.0%	0	0.0%	53	1.0%	98	1.8%
No political inclination / politically neutral / don't belong to any camp	0	0.0%	0	0.0%	354	57.2%	1,679	46.9%	354	6.4%	1,679	30.2%
Don't know / hard to say	0	0.0%	0	0.0%	0	0.0%	0	0.0%	114	2.0%	376	6.8%
Total	4,779	100.0%	1,501	100.0%	619	100.0%	3,578	100.0%	5,565	100.0%	5,553	100.0%
Missing case(s)	0		0		0		0		120		132	

# Including pro-establishment camp supporters, centrist supporters, no political inclination / politically neutral / do not belong to any camp

**Appendix 2: Contact Information**

Total valid samples	5,685
Survey period	8-13/4/2022
Success rate	6.5%
Questionnaires sent out	86,847
Questionnaires received	6,222
Ineligible samples	35
Invalid samples	0
Incomplete samples	502
Standard error	0.7%
Sampling error	1.3%

### Appendix 3: Quantitative analyses

#### Q1 Survey results, by camp type; Survey period: 8-13/4/2022

Q1 The government had launched public consultation exercises before the 2022/23 Budget. Did you participate in the public consultation to express your opinions?	Pro-democracy camp supporters	Non-pro-democracy camp supporters #	Total
	Percentages (Base=4,774)	Percentages (Base=619)	Percentages (Base=5,679)
Yes	0.4%	2.9%	1.9%
No	98.7%	93.1%	95.3%
Total	0.9%	4.0%	2.8%
<i>Refuse to answer</i>	5	0	5

# Including pro-establishment camp supporters, centrist supporters, no political inclination / politically neutral / do not belong to any camp

**Q2 Survey results, by camp type; Survey period: 8-13/4/2022**

Q2 There are views that the government should issue more consumption vouchers (i.e., more than \$10,000) to the people in response to the economic pressure they are currently suffering under the pandemic. How much do you support or oppose the above measure?	Pro-democracy camp supporters	Non-pro-democracy camp supporters #	Total
	Percentages	Percentages	Percentages
	(Base=4,770)	(Base=619)	(Base=5,676)
Strongly support	57.8%	37.5%	43.7%
Somewhat support	13.7%	16.0%	15.3%
Half-half	17.6%	23.4%	22.6%
Somewhat oppose	5.6%	14.8%	10.9%
Strongly oppose	2.2%	5.6%	4.3%
Don't know / hard to say	3.2%	2.7%	3.2%
Total	100.0%	100.0%	100.0%
Mean values	3.7	3.9	3.8
Standard error of mean	<0.1	<0.1	<0.1
Median	4.0	4.0	4.0
<i>Refuse to answer</i>	9	0	9
Net value (Support- Oppose)	+63.8%	+33.1%	+43.9%

# Including pro-establishment camp supporters, centrist supporters, no political inclination / politically neutral / do not belong to any camp

**Q3 Survey results, by camp type; Survey period: 8-13/4/2022**

Q3 The consumption vouchers are now only issued to Hong Kong citizens aged 18 or above. How much do you support or oppose the government also issuing the consumption vouchers to Hong Kong citizens aged below 18?	Pro-democracy camp supporters	Non-pro-democracy camp supporters #	Total
	Percentages (Base=4,776)	Percentages (Base=619)	Percentages (Base=5,682)
Strongly support	25.6%	19.0%	21.5%
Somewhat support }Support	13.5% }39.1%	13.6% }32.6%	13.3% }34.8%
Half-half	27.8%	22.8%	24.8%
Somewhat oppose }Oppose	16.2% }31.0%	21.3% }42.1%	19.9% }38.2%
Strongly oppose	14.8%	20.7%	18.2%
Don't know / hard to say	2.1%	2.5%	2.3%
Total	100.0%	100.0%	100.0%
Mean values	2.9	3.0	3.0
Standard error of mean	<0.1	<0.1	<0.1
Median	3.0	3.0	3.0
<i>Refuse to answer</i>	3	0	3
Net value (Support- Oppose)	+8.1%	-9.5%	-3.4%

# Including pro-establishment camp supporters, centrist supporters, no political inclination / politically neutral / do not belong to any camp

**Q4\_1 Survey results, by camp type; Survey period: 8-13/4/2022**

Q4_1 Which of the following measures do you think is more important? Please rank the following in descending order of importance. [Order 1]	Pro-democracy camp supporters	Non-pro-democracy camp supporters #	Total
	Percentages (Base=4,779)	Percentages (Base=619)	Percentages (Base=5,685)
Revise housing, education and healthcare policies, so that people have more equal opportunities to improve their lives	44.4%	41.7%	43.6%
Support small and medium enterprises to overcome the difficult times	13.9%	11.5%	11.9%
Stimulate the economy and promote the development of different industries in Hong Kong	5.7%	16.5%	12.8%
Build a liveable city	4.9%	6.1%	5.2%
Remove the anti-pandemic restrictions on entry from Mainland China	2.7%	10.0%	7.1%
Remove the anti-pandemic restrictions on entry from other countries	28.4%	14.1%	19.3%
Total	100.0%	100.0%	100.0%
<i>Refuse to answer</i>	0	0	0

# Including pro-establishment camp supporters, centrist supporters, no political inclination / politically neutral / do not belong to any camp

**Q4\_2 Survey results, by camp type; Survey period: 8-13/4/2022**

Q4_2 Which of the following measures do you think is more important? Please rank the following in descending order of importance. [Order 2]	Pro-democracy camp supporters	Non-pro-democracy camp supporters #	Total
	Percentages (Base=4,779)	Percentages (Base=619)	Percentages (Base=5,685)
Revise housing, education and healthcare policies, so that people have more equal opportunities to improve their lives	19.6%	11.4%	14.0%
Support small and medium enterprises to overcome the difficult times	29.0%	20.8%	23.0%
Stimulate the economy and promote the development of different industries in Hong Kong	19.9%	21.6%	20.7%
Build a liveable city	12.5%	12.4%	13.4%
Remove the anti-pandemic restrictions on entry from Mainland China	6.1%	20.9%	15.9%
Remove the anti-pandemic restrictions on entry from other countries	12.9%	13.0%	13.0%
Total	100.0%	100.0%	100.0%
<i>Refuse to answer</i>	0	0	0

# Including pro-establishment camp supporters, centrist supporters, no political inclination / politically neutral / do not belong to any camp



**Q4\_3 Survey results, by camp type; Survey period: 8-13/4/2022**

Q4_3 Which of the following measures do you think is more important? Please rank the following in descending order of importance. [Order 3]	Pro-democracy camp supporters	Non-pro-democracy camp supporters #	Total
	Percentages (Base=4,768)	Percentages (Base=615)	Percentages (Base=5,670)
Revise housing, education and healthcare policies, so that people have more equal opportunities to improve their lives	10.3%	11.8%	11.1%
Support small and medium enterprises to overcome the difficult times	21.3%	26.1%	25.4%
Stimulate the economy and promote the development of different industries in Hong Kong	35.6%	23.3%	26.2%
Build a liveable city	16.6%	14.3%	14.7%
Remove the anti-pandemic restrictions on entry from Mainland China	2.3%	10.5%	8.2%
Remove the anti-pandemic restrictions on entry from other countries	13.8%	14.1%	14.4%
Total	100.0%	100.0%	100.0%
<i>Refuse to answer</i>	<i>11</i>	<i>4</i>	<i>15</i>

# Including pro-establishment camp supporters, centrist supporters, no political inclination / politically neutral / do not belong to any camp

**Q4\_4 Survey results, by camp type; Survey period: 8-13/4/2022**

Q4_4 Which of the following measures do you think is more important? Please rank the following in descending order of importance. [Order 4]	Pro-democracy camp supporters	Non-pro-democracy camp supporters #	Total
	Percentages (Base=4,734)	Percentages (Base=608)	Percentages (Base=5,626)
Revise housing, education and healthcare policies, so that people have more equal opportunities to improve their lives	15.3%	16.3%	16.4%
Support small and medium enterprises to overcome the difficult times	18.9%	22.1%	21.0%
Stimulate the economy and promote the development of different industries in Hong Kong	24.0%	21.7%	23.0%
Build a liveable city	14.9%	19.3%	17.6%
Remove the anti-pandemic restrictions on entry from Mainland China	9.6%	11.6%	10.4%
Remove the anti-pandemic restrictions on entry from other countries	17.4%	9.1%	11.5%
Total	100.0%	100.0%	100.0%
<i>Refuse to answer</i>	45	11	56

# Including pro-establishment camp supporters, centrist supporters, no political inclination / politically neutral / do not belong to any camp

**Q4\_5 Survey results, by camp type; Survey period: 8-13/4/2022**

Q4_5 Which of the following measures do you think is more important? Please rank the following in descending order of importance. [Order 5]	Pro-democracy camp supporters	Non-pro-democracy camp supporters #	Total
	Percentages (Base=4,708)	Percentages (Base=605)	Percentages (Base=5,595)
Revise housing, education and healthcare policies, so that people have more equal opportunities to improve their lives	8.2%	12.9%	10.5%
Support small and medium enterprises to overcome the difficult times	13.0%	12.9%	12.2%
Stimulate the economy and promote the development of different industries in Hong Kong	12.4%	13.4%	13.6%
Build a liveable city	30.8%	17.8%	22.7%
Remove the anti-pandemic restrictions on entry from Mainland China	16.2%	20.5%	19.0%
Remove the anti-pandemic restrictions on entry from other countries	19.4%	22.6%	21.9%
Total	100.0%	100.0%	100.0%
<i>Refuse to answer</i>	71	14	85

# Including pro-establishment camp supporters, centrist supporters, no political inclination / politically neutral / do not belong to any camp

**Q4\_6 Survey results, by camp type; Survey period: 8-13/4/2022**

Q4_6 Which of the following measures do you think is more important? Please rank the following in descending order of importance. [Order 6]	Pro-democracy camp supporters	Non-pro-democracy camp supporters #	Total
	Percentages (Base=4,638)	Percentages (Base=595)	Percentages (Base=5,510)
Revise housing, education and healthcare policies, so that people have more equal opportunities to improve their lives	0.7%	6.3%	4.3%
Support small and medium enterprises to overcome the difficult times	3.6%	7.1%	6.2%
Stimulate the economy and promote the development of different industries in Hong Kong	1.6%	2.3%	2.8%
Build a liveable city	20.9%	30.8%	26.5%
Remove the anti-pandemic restrictions on entry from Mainland China	67.4%	26.1%	40.5%
Remove the anti-pandemic restrictions on entry from other countries	5.7%	27.4%	19.7%
Total	100.0%	100.0%	100.0%
<i>Refuse to answer</i>	<i>141</i>	<i>24</i>	<i>165</i>

# Including pro-establishment camp supporters, centrist supporters, no political inclination / politically neutral / do not belong to any camp

**Q4a Survey results, by camp type; Survey period: 8-13/4/2022**

Q4a Which of the following measures do you think is more important? Please rank the following in descending order of importance. [Revise housing, education and healthcare policies, so that people have more equal opportunities to improve their lives]	Pro-democracy camp supporters	Non-pro-democracy camp supporters #	Total
	Percentages	Percentages	Percentages
	(Base=4,764)	(Base=617)	(Base=5,667)
Order 1	45.4%	41.9%	44.0%
Order 2	20.1%	11.4%	14.1%
Order 3	10.6%	11.8%	11.2%
Order 4	15.3%	16.1%	16.2%
Order 5	8.0%	12.7%	10.3%
Order 6	0.7%	6.1%	4.1%
Total	100.0%	100.0%	100.0%
Mean values	2.6	2.5	2.5
Standard error of mean	<0.1	<0.1	<0.1
Median	2.0	2.0	0.0
Refuse to answer	15	2	18

# Including pro-establishment camp supporters, centrist supporters, no political inclination / politically neutral / do not belong to any camp

**Q4b Survey results, by camp type; Survey period: 8-13/4/2022**

Q4b Which of the following measures do you think is more important? Please rank the following in descending order of importance. <b>[Support small and medium enterprises to overcome the difficult times]</b>	Pro-democracy camp supporters	Non-pro-democracy camp supporters #	Total
	Percentages	Percentages	Percentages
	(Base=4,741)	(Base=610)	(Base=5,635)
Order 1	14.1%	11.6%	12.0%
Order 2	29.5%	20.9%	23.3%
Order 3	21.7%	26.2%	25.7%
Order 4	18.7%	21.8%	20.9%
Order 5	12.6%	12.7%	12.0%
Order 6	3.4%	6.9%	6.0%
Total	100.0%	100.0%	100.0%
Mean values	3.2	3.2	3.2
Standard error of mean	<0.1	<0.1	<0.1
Median	3.0	3.0	3.0
<i>Refuse to answer</i>	38	9	50

# Including pro-establishment camp supporters, centrist supporters, no political inclination / politically neutral / do not belong to any camp

**Q4c Survey results, by camp type; Survey period: 8-13/4/2022**

Q4c Which of the following measures do you think is more important? Please rank the following in descending order of importance. [Stimulate the economy and promote the development of different industries in Hong Kong]	Pro-democracy camp supporters	Non-pro-democracy camp supporters #	Total
	Percentages	Percentages	Percentages
	(Base=4,748)	(Base=609)	(Base=5,642)
Order 1	5.8%	16.9%	13.1%
Order 2	20.3%	22.0%	21.1%
Order 3	36.3%	23.6%	26.7%
Order 4	23.9%	21.7%	23.0%
Order 5	12.1%	13.4%	13.4%
Order 6	1.5%	2.3%	2.7%
Total	100.0%	100.0%	100.0%
Mean values	3.0	3.1	3.1
Standard error of mean	<0.1	<0.1	<0.1
Median	3.0	3.0	3.0
Refuse to answer	31	10	43

# Including pro-establishment camp supporters, centrist supporters, no political inclination / politically neutral / do not belong to any camp

**Q4d Survey results, by camp type; Survey period: 8-13/4/2022**

Q4d Which of the following measures do you think is more important? Please rank the following in descending order of importance. <b>[Build a liveable city]</b>	Pro-democracy camp supporters	Non-pro-democracy camp supporters #	Total
	Percentages (Base=4,727)	Percentages (Base=609)	Percentages (Base=5,618)
Order 1	5.0%	6.2%	5.3%
Order 2	12.8%	12.5%	13.7%
Order 3	17.0%	14.3%	14.9%
Order 4	14.9%	19.1%	17.7%
Order 5	30.1%	17.6%	22.5%
Order 6	20.1%	30.2%	25.8%
Total	100.0%	100.0%	100.0%
Mean values	4.2	4.2	4.2
Standard error of mean	<0.1	<0.1	<0.1
Median	4.0	4.0	4.0
<i>Refuse to answer</i>	52	10	67

# Including pro-establishment camp supporters, centrist supporters, no political inclination / politically neutral / do not belong to any camp



**Q4e Survey results, by camp type; Survey period: 8-13/4/2022**

Q4e Which of the following measures do you think is more important? Please rank the following in descending order of importance. <b>[Remove the anti-pandemic restrictions on entry from Mainland China]</b>	Pro-democracy camp supporters	Non-pro-democracy camp supporters #	Total
	Percentages	Percentages	Percentages
	(Base=4,671)	(Base=605)	(Base=5,557)
Order 1	2.8%	10.2%	7.2%
Order 2	6.2%	21.3%	16.1%
Order 3	2.3%	10.6%	8.3%
Order 4	9.5%	11.6%	10.4%
Order 5	15.6%	20.5%	18.7%
Order 6	63.6%	25.8%	39.3%
Total	100.0%	100.0%	100.0%
Mean values	3.9	4.4	4.3
Standard error of mean	<0.1	<0.1	<0.1
Median	4.0	5.0	5.0
<i>Refuse to answer</i>	108	14	128

# Including pro-establishment camp supporters, centrist supporters, no political inclination / politically neutral / do not belong to any camp

**Q4f Survey results, by camp type; Survey period: 8-13/4/2022**

Q4f Which of the following measures do you think is more important? Please rank the following in descending order of importance. <b>[Remove the anti-pandemic restrictions on entry from other countries]</b>	Pro-democracy camp supporters	Non-pro-democracy camp supporters #	Total
	Percentages	Percentages	Percentages
	(Base=4,755)	(Base=611)	(Base=5,652)
Order 1	29.7%	14.3%	19.7%
Order 2	13.5%	13.2%	13.2%
Order 3	14.4%	14.2%	14.6%
Order 4	17.7%	9.1%	11.6%
Order 5	19.3%	22.4%	21.7%
Order 6	5.5%	26.9%	19.2%
Total	100.0%	100.0%	100.0%
Mean values	3.9	3.6	3.6
Standard error of mean	<0.1	<0.1	<0.1
Median	4.0	4.0	4.0
<i>Refuse to answer</i>	24	8	33

# Including pro-establishment camp supporters, centrist supporters, no political inclination / politically neutral / do not belong to any camp

## Appendix 4: Survey questionnaire (8-13/4/2022)

### We Hongkongers & Community Health Survey

Hong Kong Public Opinion Research Institute is politically neutral. We welcome different opinions. All personal data will be kept strictly confidential. You can fill in the questionnaire again to express your latest views. When we need to work on the data, your last submission will be used. For enquiries, please email us at [panel@pori.hk](mailto:panel@pori.hk).

Last updated: xxxx-xx-xx

Tentative next update: xxxx-xx-xx

**\*Required**

#### Eligibility Confirmation

**Are you a Hong Kong resident aged 12 or above (i.e., currently residing in Hong Kong)? \***

- Yes
- No

#### We Hongkongers Series

**The government had launched public consultation exercises before the 2022/23 Budget. Did you participate in the public consultation to express your opinions?**

- Yes
- No
- Don't remember

**There are views that the government should issue more consumption vouchers (i.e., more than \$10,000) to the people in response to the economic pressure they are currently suffering under the pandemic.**

**How much do you support or oppose the above measure?**

- Strongly support
- Somewhat support
- Half-half
- Somewhat oppose
- Strongly oppose
- Don't know / hard to say

**The consumption vouchers are now only issued to Hong Kong citizens aged 18 or above. How much do you support or oppose the government also issuing the consumption vouchers to Hong Kong citizens aged below 18?**

- Strongly support
- Somewhat support
- Half-half
- Somewhat oppose
- Strongly oppose
- Don't know / hard to say

**Which of the following measures do you think is more important? Please rank the following in descending order of importance.**

Revise housing, education and healthcare policies, so that people have more equal opportunities to improve their lives

Support small and medium enterprises to overcome the difficult times

Stimulate the economy and promote the development of different industries in Hong Kong

Build a liveable city

Remove the anti-pandemic restrictions on entry from Mainland China

Remove the anti-pandemic restrictions on entry from other countries

### Community Health

**How likely do you think it is that you will contract novel coronavirus pneumonia over the next one month?**

(Please select the closest answer)

- |  |                                  |  |
|--|----------------------------------|--|
| <input type="radio"/> 0% chance (Certainly not)    | <input type="radio"/> 20% chance | <input type="radio"/> 70% chance                   |
| <input type="radio"/> 0.001% chance (1 in 100,000) | <input type="radio"/> 25% chance | <input type="radio"/> 80% chance                   |
| <input type="radio"/> 0.01% chance (1 in 10,000)   | <input type="radio"/> 30% chance | <input type="radio"/> 90% chance                   |
| <input type="radio"/> 0.1% chance (1 in 1,000)     | <input type="radio"/> 35% chance | <input type="radio"/> 100% chance (Certainly will) |
| <input type="radio"/> 1% chance (1 in 100)         | <input type="radio"/> 40% chance | <input type="radio"/> _____ % chance               |
| <input type="radio"/> 5% chance (1 in 20)          | <input type="radio"/> 45% chance | <input type="radio"/> Don't know / hard to say     |
| <input type="radio"/> 10% chance (1 in 10)         | <input type="radio"/> 50% chance |  |
| <input type="radio"/> 15% chance                   | <input type="radio"/> 60% chance |  |

**How satisfied or dissatisfied are you with the government's performance in handling novel coronavirus pneumonia?**

- Very much satisfied
- Somewhat satisfied
- Half-half
- Somewhat dissatisfied

- Very much dissatisfied
- Don't know / hard to say

**Other Opinions**

**Generally speaking, how satisfied or dissatisfied are you with the current ..... in Hong Kong?**

(Randomise the three conditions)

	Very much satisfied	Somewhat satisfied	Half-half	Somewhat dissatisfied	Very much dissatisfied	Don't know / hard to say
Political condition						
Economic condition						
Livelihood condition						

**Personal Information**

**This section is about personal information. If you have already provided relevant information in this survey series and have nothing to add or update, you may skip these questions. We will use the past data you provided in this survey series for analysis.**

- I have already provided my personal information, and has nothing to add or update ([skip questions on personal information](#))
- Provide / update personal information now

**Gender**

- Male
- Female
- Other

**Age**

- \_\_\_\_\_ years old
- 12 - 14
- 15 - 17
- 18 - 19
- 20 - 24
- 25 - 29
- 30 - 34
- 35 - 39
- 40 - 44
- 45 - 49
- 50 - 54
- 55 - 59
- 60 - 64
- 65 - 69
- 70 or above

**Educational attainment**

(The highest level attended, regardless of whether you have completed the course, including what you are attending)

- Primary or below
- Lower secondary (Secondary 1 to 3)
- Upper secondary (Secondary 4 to 7 / DSE / Yi Jin)
- Tertiary: non-degree course (including diploma / certificate / sub-degree course)
- Tertiary: bachelor degree course
- Tertiary: postgraduate school or above

### Occupation

(Owner / self-employed / freelance / part time / civil servant are not valid answers, please answer according to the job nature or content)

- Administrator and professional
- Clerical and service worker
- Production worker
- Student
- Home-maker / housewife
- Retired person
- Unemployed / between jobs / other non-employed
- Other: \_\_\_\_\_

### Which of the following best describes your political inclination?

(Randomise the four camps)

- Localist
- Pro-democracy camp
- Centrist
- Pro-establishment camp
- Other: \_\_\_\_\_
- No political inclination / politically neutral / do not belong to any camp
- Don't know / hard to say

### End of Questionnaire

Thank you for completing the survey. For enquiries, please email us at [panel@pori.hk](mailto:panel@pori.hk).