

PORI

HONG KONG PUBLIC OPINION RESEARCH INSTITUTE

香 港 民 意 研 究 所

Latest Tracking Poll Results

June 7, 2022

Contact Information

2

- Date of survey: 31/5-5/6/2022
- Survey method: Random telephone survey conducted by real interviewers
- Target population: Cantonese-speaking Hong Kong residents aged 18 or above
- Sample size: 1,000 (including 500 landline and 500 mobile samples)
- Effective response rate: TBC
- Sampling error: Sampling error of percentages not more than +/-4%, that of net values not more than +/-8% and that of ratings not more than +/-1.9 at 95% conf. level
- Weighting method: Rim-weighted according to figures provided by the Census and Statistics Department. The gender-age distribution of the Hong Kong population came from “Mid-year population for 2021”, while the educational attainment (highest level attended) distribution and economic activity status distribution came from “Women and Men in Hong Kong - Key Statistics (2021 Edition)”.

Survey Topic

3

- Popularity of Chief Executive
- Popularity of Directors of Bureaux

Survey Result - Popularity of Chief Executive

4

● Popularity of Chief Executive

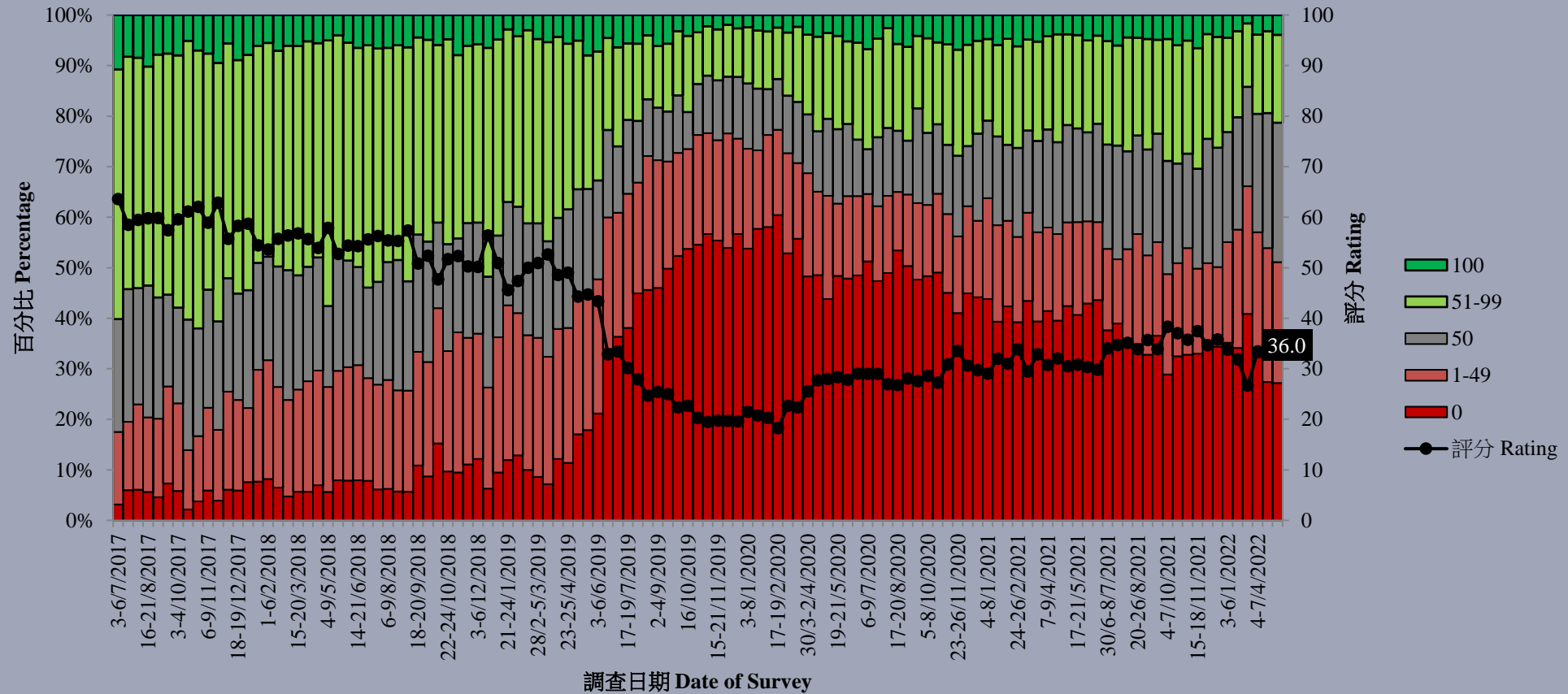
		30/4-6/5/2022	31/5-5/6/2022	Change	Record
CE Carrie Lam	Rating	34.7	36.0	▲1.4	Record high since Nov. 2021
	Vote of confidence	14%	17%	▲3%	Record high since Feb. 2022
	Vote of no confidence	78%	77%	--	Record low since Feb. 2022
	Net approval rate	-64%	-60%	▲3%	Record high since Feb. 2022

- Our latest survey shows that the popularity rating of CE Carrie Lam is 36.0 marks, with 27% of respondents giving her 0 mark. Her approval rate is 17%, disapproval rate 77%, giving a net popularity of negative 60 percentage points. Both her rating and net approval rate have not changed much from a month ago.

調查結果 - 特首民望

5

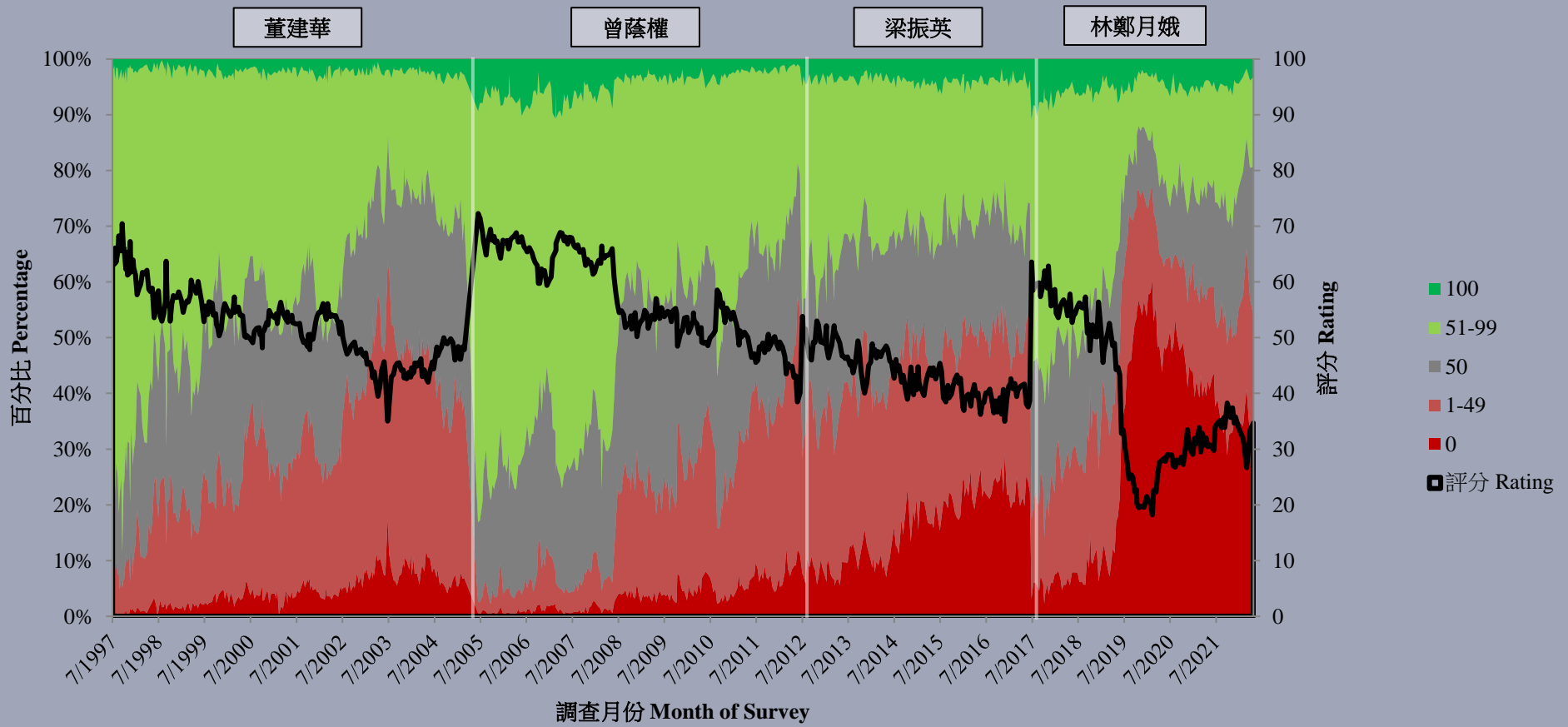
特首林鄭月娥評分 (按次計算)
Rating for Chief Executive Carrie Lam (Per Poll)
(7/2017 – 6/2022)



Survey Result - Popularity of Chief Executive

6

特首評分 (按次計算)
Rating for Chief Executives (Per Poll)
(7/1997 – 6/2022)



Survey Result - Popularity of Chief Executive

7

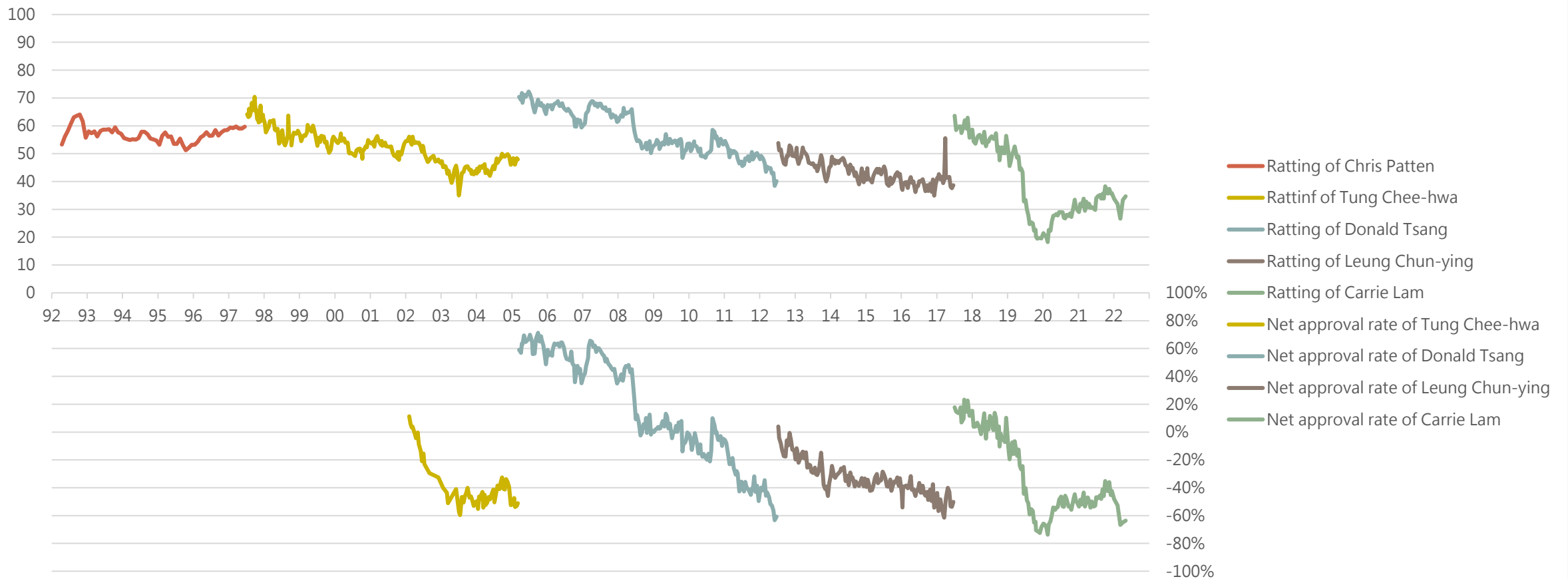
- All time record for Last Governor and CEs

Governor/CE	Average rating	Average vote of confidence	Average vote of no confidence	Average net approval rate
Chris Patten	56.9	--	--	--
Tung Chee-hwa	51.9	22.1%	59.4%	-37.3%
Donald Tsang	58.1	50.3%	33.1%	17.2%
Leung Chun-ying	43.6	25.6%	59.0%	-33.4%
Carrie Lam	39.1	28.1%	60.3%	-32.2%

Survey Result - Popularity of Chief Executive

8

- All time record for Last Governor and CEs



Survey Topic

11

- Popularity of Chief Executive
- Popularity of Directors of Bureaux

Survey Result - Popularity of Directors of Bureaux

12

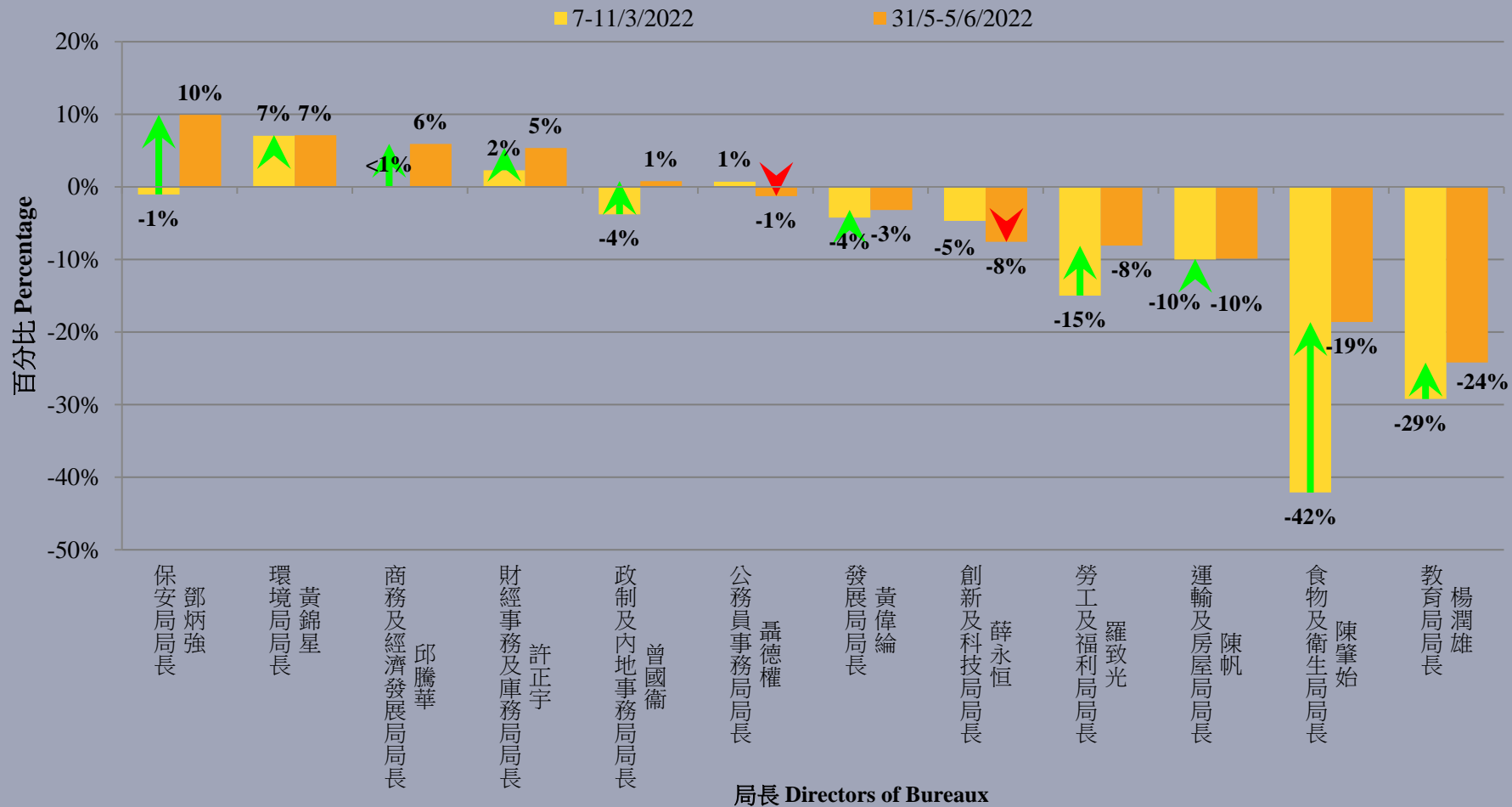
• Directors of Bureaux - Net approval rate

	7-11/3/2022	31/5-5/6/2022	Change	Record
Secretary for Security Chris Tang	-1%	10%	▲11% *	All-time record high since Jul. 2021
Secretary for the Environment Wong Kam-sing	7%	7%	--	Record high since Sept. 2021
Secretary for Commerce and Economic Development Edward Yau	<1%	6%	▲6%	Record high since Sept. 2021
Secretary for Financial Services and the Treasury Christopher Hui	2%	5%	▲3%	Record high since Sept. 2021
Secretary for Constitutional and Mainland Affairs Erick Tsang	-4%	1%	▲5%	All-time record high since May 2020
Secretary for the Civil Service Patrick Nip	1%	-1%	▼2%	Record low since May 2021
Secretary for Development Michael Wong	-4%	-3%	▲1%	Record high since Sept. 2021
Secretary for Innovation and Technology Alfred Sit	-5%	-8%	▼3%	Record low since Jan. 2021
Secretary for Labour and Welfare Law Chi-kwong	-15%	-8%	▲7%	Record high since Sept. 2021
Secretary for Transport and Housing Frank Chan	-10%	-10%	--	Record high since Dec. 2021
Secretary for Food and Health Sophia Chan	-42%	-19%	▲23% *	Record high since Dec. 2021
Secretary for Education Kevin Yeung	-29%	-24%	▲5%	Record high since Aug. 2019

* Significant change

調查結果 - 問責局長民望

各局長假想投票結果 (支持率淨值) - 綜合圖表
 Hypothetical Voting of Directors of Bureaux (Net Approval Rate) - Combined Charts



Survey Result - Popularity of Directors of Bureaux

14

● Directors of Bureaux

- As for the Directors of Bureaux, **5 out of 12 have got positive net approval rates**, ranked from high to low are Secretary for Security **Chris Tang**, Secretary for the Environment **Wong Kam-sing**, Secretary for Commerce and Economic Development **Edward Yau**, Secretary for Financial Services and the Treasury **Christopher Hui** and Secretary for Constitutional and Mainland Affairs **Erick Tsang**.
- **The 6th to 12th positions who have got negative net approval rates** go to Secretary for the Civil Service **Patrick Nip**, Secretary for Development **Michael Wong**, Secretary for Innovation and Technology **Alfred Sit**, Secretary for Labour and Welfare **Law Chi-kwong**, Secretary for Transport and Housing **Frank Chan**, Secretary for Food and Health **Sophia Chan** and Secretary for Education **Kevin Yeung**.
- **Compared to around three months ago, the net approval rates of 8 Directors have gone up, 2 have gone down, while 2 remain unchanged.** Among them, the net approval rates of **Chris Tang** and **Sophia Chan** have **increased significantly** by **11** and **23 percentage points** respectively. Meanwhile, the net approval rate of Erick Tsang has registered a **new high** since he took office in May 2020 and that of Kevin Yeung has registered a **new high** since August 2019.

Survey Result - Popularity of Directors of Bureaux

15

- Popularity of Directors of Bureaux –Top 10 (Since 2017, by net approval rate)

	Vote of confidence	Vote of no confidence	Net approval rate
Former Secretary for the Civil Service Joshua Law	32.5%	18.5%	14.0%
Former Secretary for Financial Services and the Treasury James Lau	21.9%	12.3%	9.7%
Secretary for Commerce and Economic Development Edward Yau	32.7%	23.9%	8.8%
Secretary for the Environment Wong Kam-sing	31.0%	22.9%	8.2%
Secretary for Labour and Welfare Law Chi-kwong	32.5%	27.0%	5.6%
Secretary for Food and Health Sophia Chan	34.3%	28.8%	5.5%
Secretary for Development Michael Wong	21.1%	19.8%	1.3%
Secretary for Security Chris Tang	40.2%	39.8%	0.4%
Secretary for Financial Services and the Treasury Christopher Hui	18.5%	20.3%	-1.8%
Former Secretary for Constitutional and Mainland Affairs Patrick Nip	19.3%	23.4%	-4.1%

Survey Result - Popularity of Directors of Bureaux

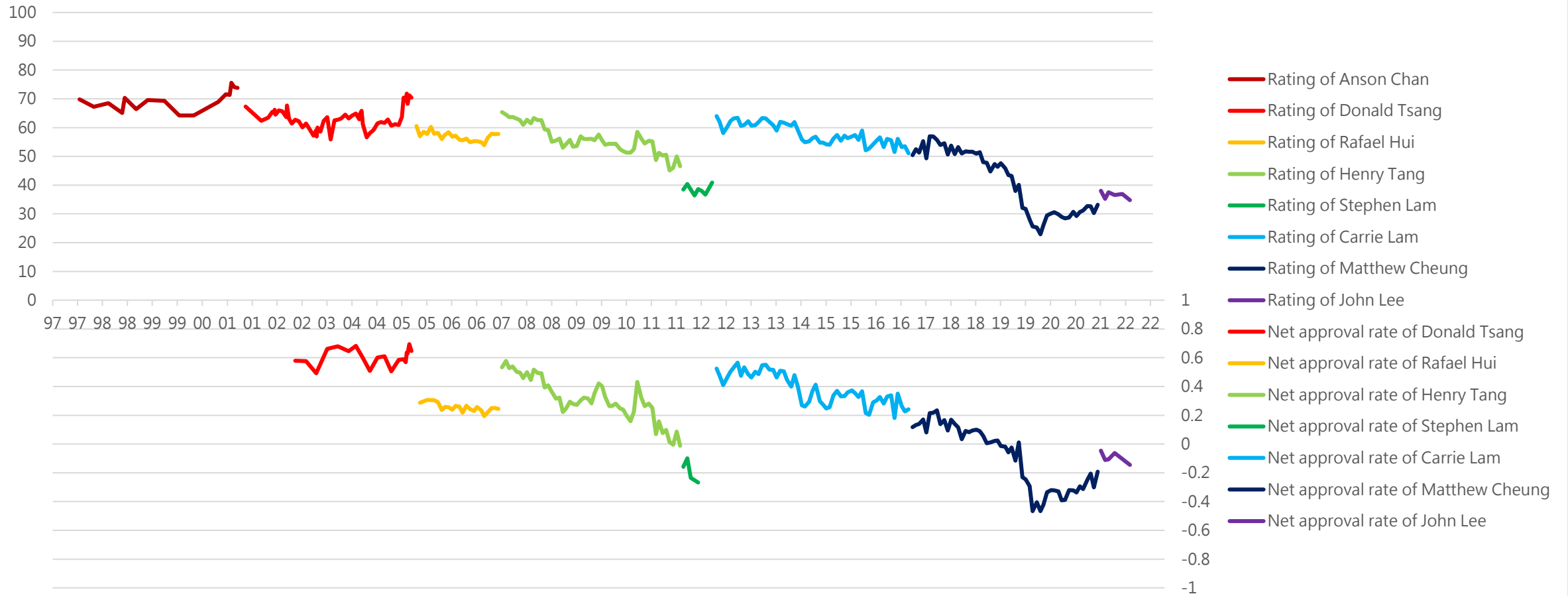
16

- Popularity of Directors of Bureaux – Ranks 11th to 19th (Since 2017, by net approval rate)

	Vote of confidence	Vote of no confidence	Net approval rate
Secretary for Innovation and Technology Alfred Sit	21.6%	25.9%	-4.3%
Former Secretary for Innovation and Technology Nicolas Yang	22.6%	27.3%	-4.7%
Former Secretary for Home Affairs Casper Tsui	19.9%	29.0%	-9.1%
Secretary for the Civil Service Patrick Nip	25.5%	35.8%	-10.3%
Secretary for Transport and Housing Frank Chan	23.9%	34.2%	-10.3%
Former Secretary for Security John Lee	26.6%	39.0%	-12.4%
Secretary for Constitutional and Mainland Affairs Erick Tsang	22.5%	36.2%	-13.7%
Secretary for Education Kevin Yeung	20.9%	43.7%	-22.8%
Former Secretary for Home Affairs Lau Kong-wah	21.6%	44.8%	-23.2%

Survey Result - Popularity of Secretaries of Departments

All time popularity of CS



Survey Result - Popularity of Secretaries of Departments

All time popularity of FS



Survey Result - Popularity of Secretaries of Departments

All time popularity of SJ

