

PORI



HONG KONG PUBLIC OPINION RESEARCH INSTITUTE

香 港 民 意 研 究 所

“We Hongkongers” Panel Survey

Latest Results

June 17, 2022

Contact Information - “We Hongkongers” Panel Survey

2

	HKPORI Panel
Date of survey	June 10, 3pm – June 15, 3pm
Survey method	Online survey
Target population	Hong Kong residents aged 12+
Total sample size	4,797
Response rate	5.6%
Sampling error	Sampling error of percentages at +/-1% at 95% confidence level
Weighting method	Rim-weighted according to 1) gender-age distribution, educational attainment (highest level attended) distribution and economic activity status distribution of Hong Kong population from Census and Statistics Department; 2) appraisal of political condition and political inclination distribution from regular tracking surveys.

Survey Result - “We Hongkongers” Panel Survey

3

- Latest survey period: 10-15/6/2022
- **Question: Q1 How much / little do you think there is room for young people in Hong Kong to develop?**

	Pro-democracy camp supporters (n=4,085)	Non-pro-democracy camp supporters* (n=473)	Combined (n=4,792)
Very much	3%	10%	7%
Somewhat much	2%	24%	16%
	6%	34%	23%
Half-half	26%	36%	31%
Somewhat little	31%	16%	21%
Very little	35%	11%	21%
	66%	27%	42%
Don't know / hard to say	3%	2%	4%
Mean [†]	2.1	3.1	2.7

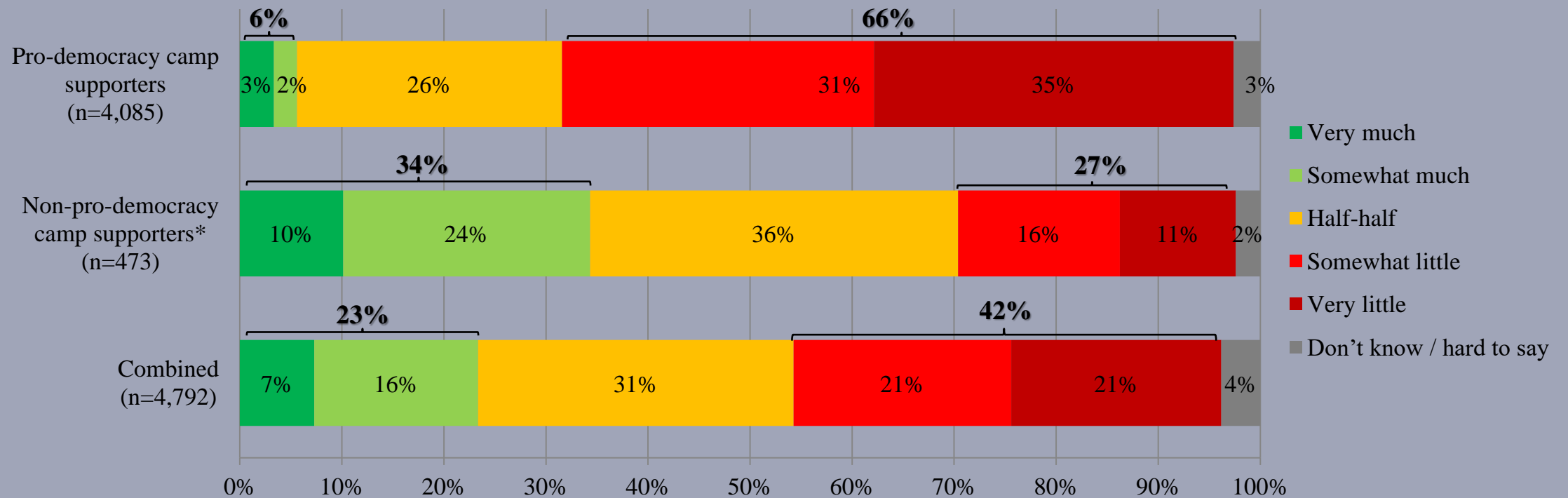
* Include: pro-establishment camp supporters, centrist supporters, no political inclination / politically neutral / do not belong to any camp.

† The mean value is calculated by quantifying all individual responses into 1, 2, 3, 4, 5 marks according to their degree of recognition, where 1 is the lowest and 5 the highest, and then calculate the sample mean.

Survey Result - “We Hongkongers” Panel Survey

4

- Latest survey period: 10-15/6/2022
- **Question: Q1 How much / little do you think there is room for young people in Hong Kong to develop?**



* Include: pro-establishment camp supporters, centrist supporters, no political inclination / politically neutral / do not belong to any camp.

Survey Result - “We Hongkongers” Panel Survey

5

- Latest survey period: 10-15/6/2022
- **Question: Q2 How much do you think the government cares about the views of young people when making policies?**

	Pro-democracy camp supporters (n=4,084)	Non-pro-democracy camp supporters* (n=473)	Combined (n=4,791)
Very much	<1%	3%	2%
Somewhat much	1%	25%	15%
Half-half	16%	34%	27%
Somewhat little	32%	22%	26%
Very little	49%	16%	28%
Don't know / hard to say	2%	1%	2%
Mean [†]	1.7	2.8	2.4

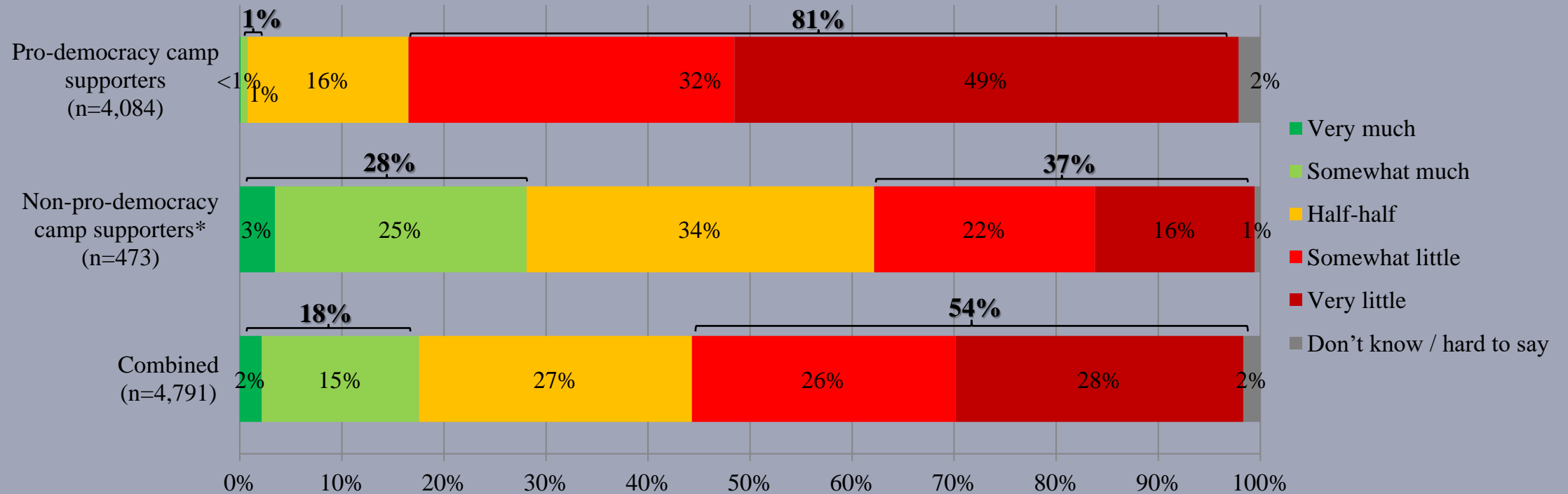
* Include: pro-establishment camp supporters, centrist supporters, no political inclination / politically neutral / do not belong to any camp.

† The mean value is calculated by quantifying all individual responses into 1, 2, 3, 4, 5 marks according to their degree of caring, where 1 is the lowest and 5 the highest, and then calculate the sample mean.

Survey Result - “We Hongkongers” Panel Survey

6

- Latest survey period: 10-15/6/2022
- **Question: Q2 How much do you think the government cares about the views of young people when making policies?**



* Include: pro-establishment camp supporters, centrist supporters, no political inclination / politically neutral / do not belong to any camp.

Survey Result - “We Hongkongers” Panel Survey

7

- Latest survey period: 10-15/6/2022
- **Question: Q3 How much do you think the government cares about the views of elderly when making policies?**

	Pro-democracy camp supporters (n=4,086)	Non-pro-democracy camp supporters* (n=473)	Combined (n=4,793)
Very much	1%	1%	1%
Somewhat much	3%	13%	10%
Half-half	19%	41%	31%
Somewhat little	39%	29%	31%
Very little	36%	15%	23%
Don't know / hard to say	3%	1%	3%
Mean [†]	1.9	2.6	2.3

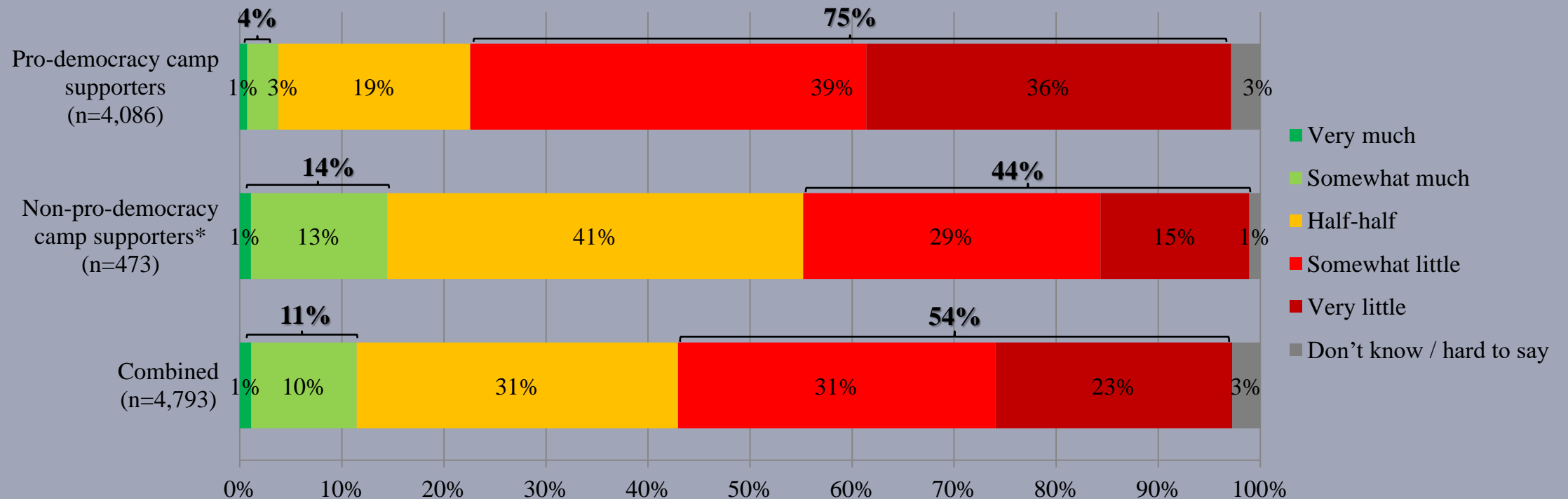
* Include: pro-establishment camp supporters, centrist supporters, no political inclination / politically neutral / do not belong to any camp.

† The mean value is calculated by quantifying all individual responses into 1, 2, 3, 4, 5 marks according to their degree of caring, where 1 is the lowest and 5 the highest, and then calculate the sample mean.

Survey Result - “We Hongkongers” Panel Survey

8

- Latest survey period: 10-15/6/2022
- **Question: Q3 How much do you think the government cares about the views of elderly when making policies?**



* Include: pro-establishment camp supporters, centrist supporters, no political inclination / politically neutral / do not belong to any camp.

Survey Result - “We Hongkongers” Panel Survey

- Latest survey period: 10-15/6/2022
- **Question: Q4 How well / poorly do you think the government has been promoting the participation of young people in public affairs?**

	Pro-democracy camp supporters (n=4,084)	Non-pro-democracy camp supporters* (n=472)	Combined (n=4,790)
Very well	1%	3%	2%
Somewhat well	<1%	19%	12%
Half-half	13%	34%	26%
Somewhat poor	34%	31%	31%
Very poor	46%	13%	25%
Don't know / hard to say	6%	2%	4%
Mean [†]	1.7	2.7	2.3

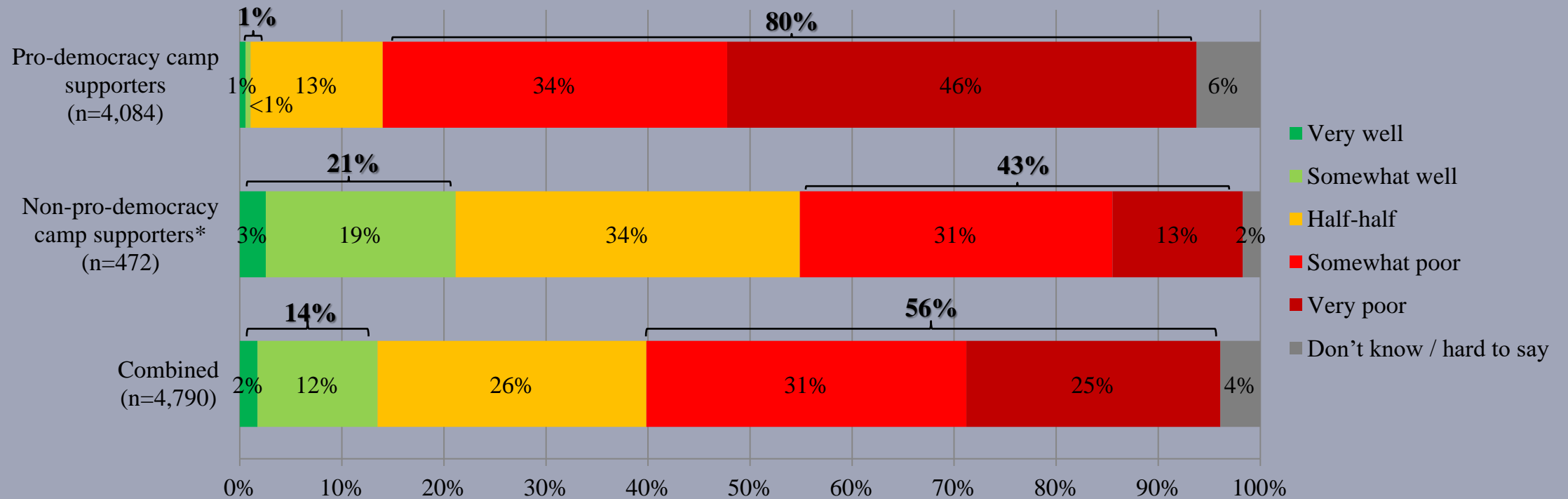
* Include: pro-establishment camp supporters, centrist supporters, no political inclination / politically neutral / do not belong to any camp.

† The mean value is calculated by quantifying all individual responses into 1, 2, 3, 4, 5 marks according to their degree of support level, where 1 is the lowest and 5 the highest, and then calculate the sample mean.

Survey Result - “We Hongkongers” Panel Survey

10

- Latest survey period: 10-15/6/2022
- **Question: Q4 How well / poorly do you think the government has been promoting the participation of young people in public affairs?**



* Include: pro-establishment camp supporters, centrist supporters, no political inclination / politically neutral / do not belong to any camp.

Survey Result - “We Hongkongers” Panel Survey

11

- Latest survey period: 10-15/6/2022
- **Question: Q5 How well / poorly do you think the government has been promoting the participation of elderly in public affairs?**

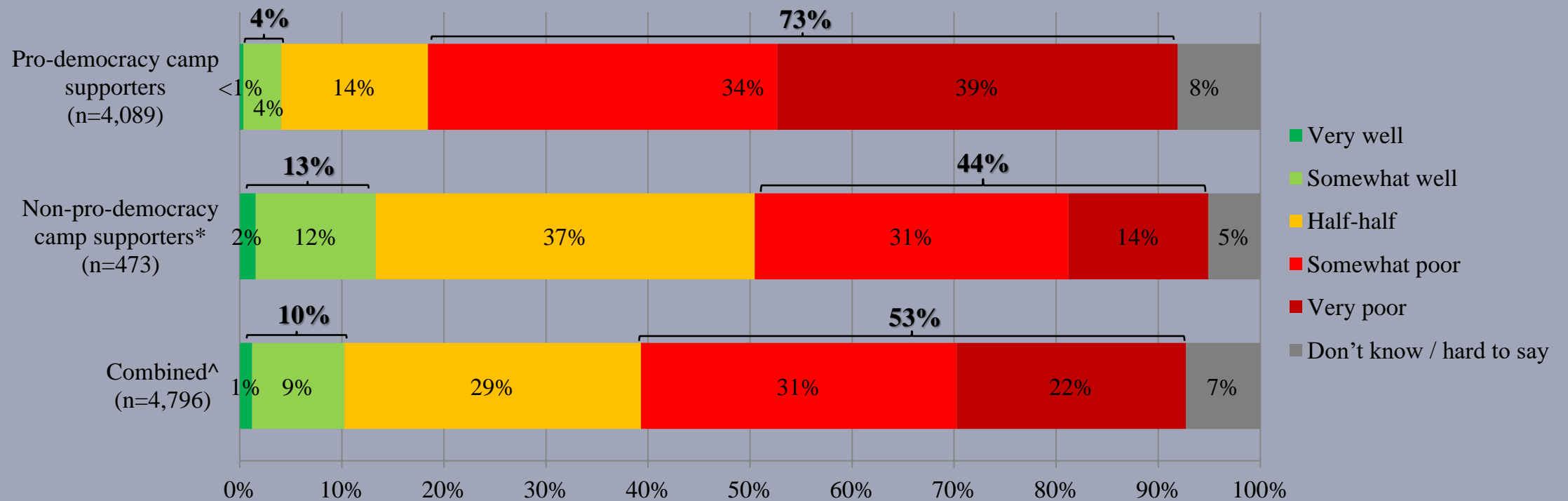
	Pro-democracy camp supporters (n=4,089)	Non-pro-democracy camp supporters* (n=473)	Combined (n=4,796)
Very well	<1%	2%	1%
Somewhat well	4%	12%	9%
Half-half	14%	37%	29%
Somewhat poor	34%	31%	31%
Very poor	39%	14%	22%
Don't know / hard to say	8%	5%	7%
Mean [†]	1.8	2.5	2.3

* Include: pro-establishment camp supporters, centrist supporters, no political inclination / politically neutral / do not belong to any camp.

† The mean value is calculated by quantifying all individual responses into 1, 2, 3, 4, 5 marks according to their degree of support level, where 1 is the lowest and 5 the highest, and then calculate the sample mean.

Survey Result - “We Hongkongers” Panel Survey

- Latest survey period: 10-15/6/2022
- **Question: Q5 How well / poorly do you think the government has been promoting the participation of elderly in public affairs?**



* Include: pro-establishment camp supporters, centrist supporters, no political inclination / politically neutral / do not belong to any camp.

^ The aggregated figures come from adjusting the by-group weighted figures using ratio of “pan-democratic” vs “non-pan-democratic” collected in regular tracking survey