

## 2022 年 6 月 10 日 新聞公報

### 香港民研發放今日最新限聚指數

#### 摘要

香港民研早於 2020 年 4 月 21 日啟動「疫後復工指數」先導計劃，目的是提供科學數據讓市民開始討論應該在什麼條件下恢復正常生活，包括工作、個人、家庭、社區和社會層面。及至 2021 年 4 月 7 日，香港民研正式研啟動了「限聚指數」，旨在每天公佈市民對「限聚令」的最新接受程度及市民可接受的限聚人數。在經歷幾個月的測試後，香港民研證實市民對「限聚令」的看法並不會急速改變。因此，香港民研決定每月或在政策有改變時才進行一次基準調查，而每日的指數只需在最新基準調查參照表中，查閱每日的確診個案數字即可。今天(2022 年 6 月 10 日)最新「限聚指數」數值為 14.2，並有 69% 市民認為現時「限聚令」太緊。

#### 最新基準調查樣本資料

調查日期	: 11/5 15:00 – 25/5 19:00
調查方法	: 以電郵接觸群組成員，並於網上完成調查
訪問對象	: 十二歲或以上的香港市民
總成功樣本	: 4,801
回應比率	: 5.6%
抽樣誤差 <sup>[1]</sup>	: 95% 置信水平，百分比誤差 +/-1%
加權方法	: 按照 1) 政府統計處提供的全港人口年齡及性別分佈、教育程度（最高就讀程度）及經濟活動身分統計數字；2) 常規調查中的政治狀況評價及政治取向分佈，以「反覆多重加權法」作出調整。

[1] 此公報中所有誤差數字均以 95% 置信水平計算。95% 置信水平，是指倘若以不同隨機樣本重複進行有關調查 100 次，則 95 次各自計算出的誤差範圍會包含人口真實數字。由於調查數字涉及抽樣誤差，傳媒引用百分比數字時，應避免使用小數點，在引用評分數字時，則可以使用一個小數點。

## 最新數據

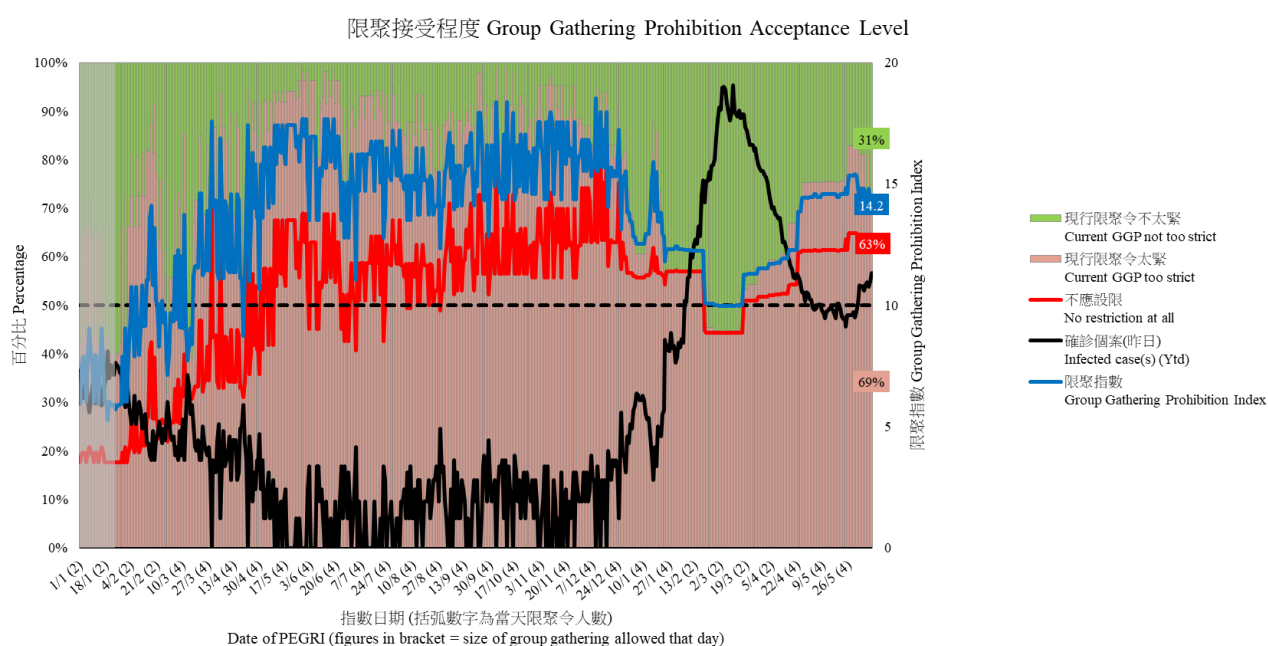
表一：限聚接受程度及限聚指數

日期	4/6/22 <sup>[2]</sup>	5/6/22 <sup>[2]</sup>	6/6/22 <sup>[2]</sup>	7/6/22 <sup>[2]</sup>	8/6/22 <sup>[2]</sup>	9/6/22 <sup>[2]</sup>	10/6/22 <sup>[2]</sup>
確診個案(昨日)	499	446	515	543	489	558	674
太鬆	13%	13%	16%	16%	13%	16%	16%
合適	6%	6%	15%	15%	6%	15%	15%
太緊	81%	81%	69%	69%	81%	69%	69%
限聚指數 <sup>[3]</sup>	14.8	14.8	14.2	14.2	14.8	14.2	14.2

[2] 結果參照第二十一次基準調查。

[3] 香港民研用最近一次基準調查，模擬運算出 20 人為上限設定，這個設定會在每次基準調查後審視一次。

圖一：限聚接受程度及限聚指數



## 下次新聞公報／發佈會 (暫定)

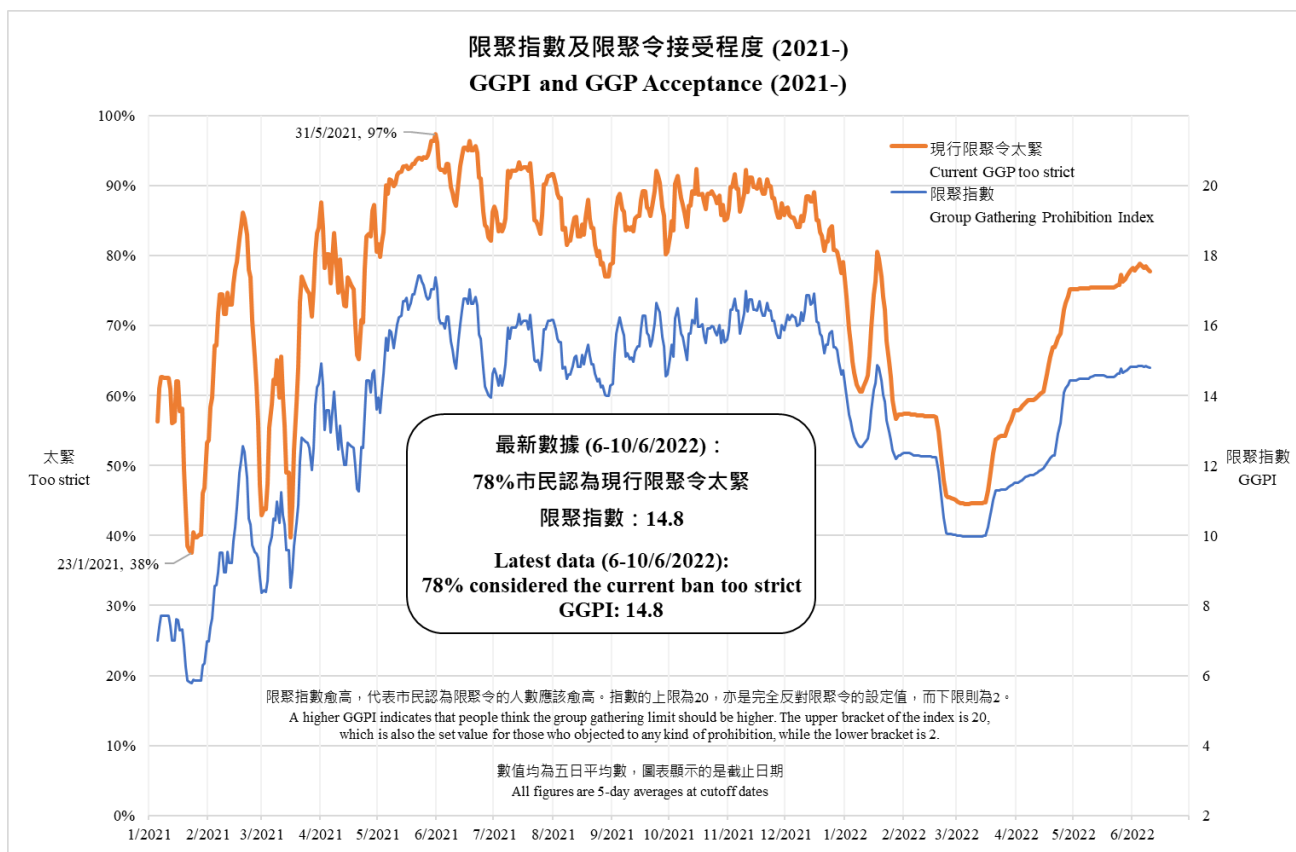
- [新聞公報] 6月14日(星期二)下午二時三十分  
六四事件民情總結
- [發佈會] 6月17日(星期五)下午二時三十分  
我們香港人之青年事務調查  
客席評論：黃偉國
- [發佈會] 6月21日(星期二)下午二時三十分  
市民身分認同感總結  
客席評論：袁彌昌
- [發佈會] 6月24日(星期五)下午二時三十分  
我們香港人之自願醫保  
客席評論：鍾劍華

## 附錄

請參閱香港民研網站 <https://www.pori.hk>

- 基準調查樣本資料總表 <https://www.pori.hk/penri/ggpi-appendix1.html>
- 限聚接受程度及限聚指數結果總表 <https://www.pori.hk/penri/ggpi-appendix2.html>

## 補充資料



## Press Release on June 10, 2022

### PORI releases today the latest Group Gathering Prohibition Index

#### Abstract

As early as 21 April 2020, HKPORI piloted the “Post-Epidemic Work Resumption Index (PEWRI, 疫後復工指數)”, which aimed to provide scientific data for people to kick start their discussion under what conditions should everyday life go back to normal, including work, personal, family, community and societal domains. Then on 7 April 2021, PORI officially launched an index called “Group Gathering Prohibition Index (GGPI, 限聚指數)”, which aims to indicate people’s latest acceptance of the “Group Gathering Ban 限聚令” on a daily basis, along with their acceptance of various prohibition limits. Since the public’s view on the gathering ban has proven not to change rapidly after a few months’ test, PORI has decided to run benchmarking surveys only once every month or whenever there are changes in the policy. Daily index figures can be obtained simply by checking on the table of index values versus the number of confirmed cases as compiled from the latest benchmark survey results. **GGPI stands at 14.2 today (10 June 2022), and 69% considered the current ban too strict.**

#### Contact Information of the Latest Benchmark Survey

Survey date	: 11/5 15:00 – 25/5 19:00
Survey method	: Online survey
Target population	: Hong Kong residents aged 12+
Total sample size	: 4,801
Response rate	: 5.6%
Sampling error <sup>[1]</sup>	: Sampling error of percentages at +/-1% at 95% confidence level
Weighting method	: Rim-weighted according to 1) gender-age distribution, educational attainment (highest level attended) distribution and economic activity status distribution of Hong Kong population from Census and Statistics Department; 2) appraisal of political condition and political inclination distribution from regular tracking surveys.

[1] All error figures in this release are calculated at 95% confidence level. “95% confidence level” means that if we were to repeat a certain survey 100 times with different random samples, we would expect 95 times having the population parameter within the respective error margins calculated. Because of sampling errors, when quoting percentages, journalists should refrain from reporting decimal places, whereas one decimal place can be used when quoting rating figures.

## Latest Findings

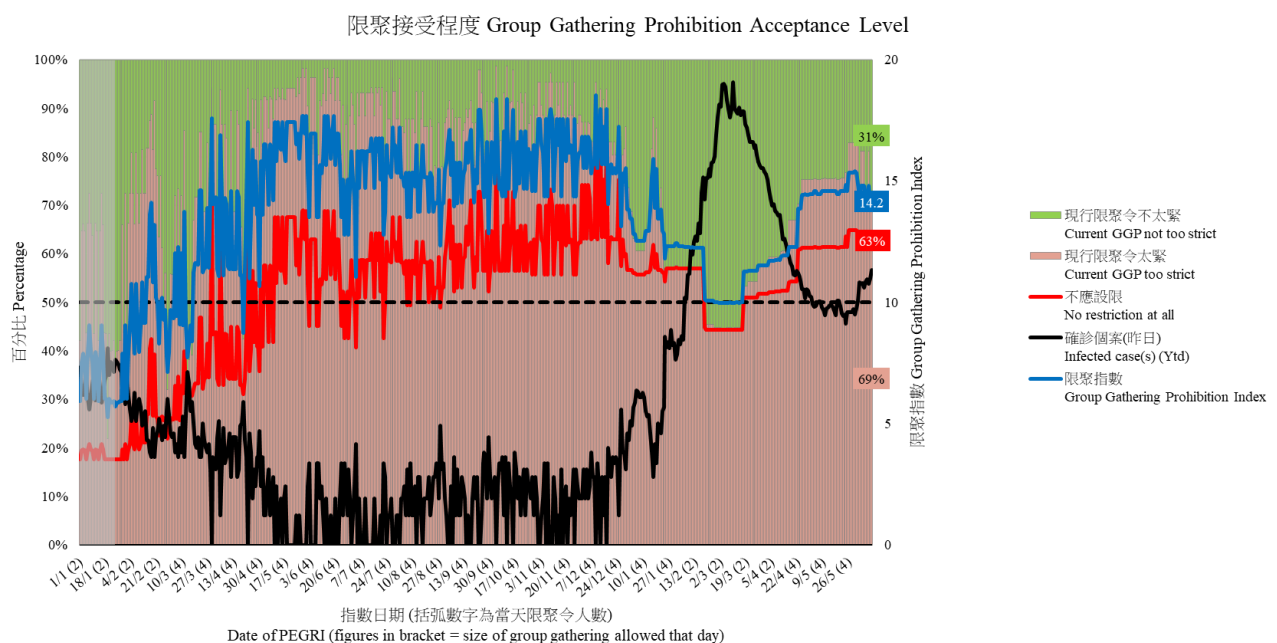
Table 1: Group Gathering Prohibition Acceptance Level & Group Gathering Prohibition Index

Date	4/6/22 <sup>[2]</sup>	5/6/22 <sup>[2]</sup>	6/6/22 <sup>[2]</sup>	7/6/22 <sup>[2]</sup>	8/6/22 <sup>[2]</sup>	9/6/22 <sup>[2]</sup>	10/6/22 <sup>[2]</sup>
Infected case(s) (ytd)	499	446	515	543	489	558	674
Too lenient	13%	13%	16%	16%	13%	16%	16%
Appropriate	6%	6%	15%	15%	6%	15%	15%
Too strict	81%	81%	69%	69%	81%	69%	69%
Group Gathering Prohibition Index <sup>[3]</sup>	14.8	14.8	14.2	14.2	14.8	14.2	14.2

[2] Results based on the twenty-first benchmark survey.

[3] The maximum value is set at 20 persons, according to the simulation of data collected from the latest benchmark survey. This value will be reviewed after each benchmark survey.

Chart 1: Group Gathering Prohibition Acceptance Level & Group Gathering Prohibition Index



## Upcoming Press Releases / Press Conferences (Tentative)

- [Press Release] June 14 (Tuesday) at 14:30  
Wrap Up on June Fourth Incident Sentiment
- [Press Conference] June 17 (Friday) at 14:30  
We Hongkongers: Youth matters survey  
Guest commentator: Benson Wong
- [Press Conference] June 21 (Tuesday) at 14:30  
Wrap Up on People's Ethnic Identity  
Guest commentator: Derek Yuen
- [Press Conference] June 24 (Friday) at 14:30  
We Hongkongers: Voluntary Health Insurance  
Guest commentator: Kim-wah Chung

## Appendices

Please refer to HKPORI website <https://www.pori.hk/?lang=en>

- Summary table for the contact information of the Benchmark Surveys <https://www.pori.hk/penri/ggpi-appendix1.html?lang=en>
- Summary table for Group Gathering Prohibition Acceptance Level & Group Gathering Prohibition Index <https://www.pori.hk/penri/ggpi-appendix2.html?lang=en>

## Additional Information

