

PORI

---

HONG KONG PUBLIC OPINION RESEARCH INSTITUTE

香 港 民 意 研 究 所

---

**Latest Tracking Poll Results**

**August 9, 2022**

# Contact Information

2

- Date of survey: 4-7/7/2022
- Survey method: Random telephone survey conducted by real interviewers
- Target population: Cantonese-speaking Hong Kong residents aged 18 or above
- Sample size: 1,003 (including 501 landline and 502 mobile samples)
- Effective response rate: 50.1%
- Sampling error: Sampling error of percentages not more than +/-4% and that of net values not more than +/-8% at 95% conf. level
- Weighting method: Rim-weighted according to figures provided by the Census and Statistics Department. The gender-age distribution of the Hong Kong population came from “Mid-year population for 2021”, while the educational attainment (highest level attended) distribution and economic activity status distribution came from “Women and Men in Hong Kong - Key Statistics (2021 Edition)”.

# Survey Topic

3

- People's feelings towards different peoples and governments

# Survey Result - People's feelings towards different peoples and governments

4

## • Net affinity towards different peoples and governments

		17-20/1/2022	4-7/7/2022	Change	Record
Hong Kong	People	40%	54%	▲13%*	All-time record <b>high</b> since Dec. 2007
	Government	-16%	12%	▲28%*	Record <b>high</b> since Dec. 2011
Mainland China	People	26%	38%	▲12%*	All-time record <b>high</b> since Dec. 2007
	Government	6%	23%	▲17%*	Record <b>high</b> since Nov. 2009
Taiwan	People	50%	52%	▲2%	Record <b>high</b> since Aug. 2020
	Government	7%	0%	▼8%	Record <b>low</b> since Nov. 2010
Macau	People	48%	58%	▲10%*	Record <b>high</b> since Jul. 2019
	Government	36%	41%	▲5%	Record <b>high</b> since Jan. 2021

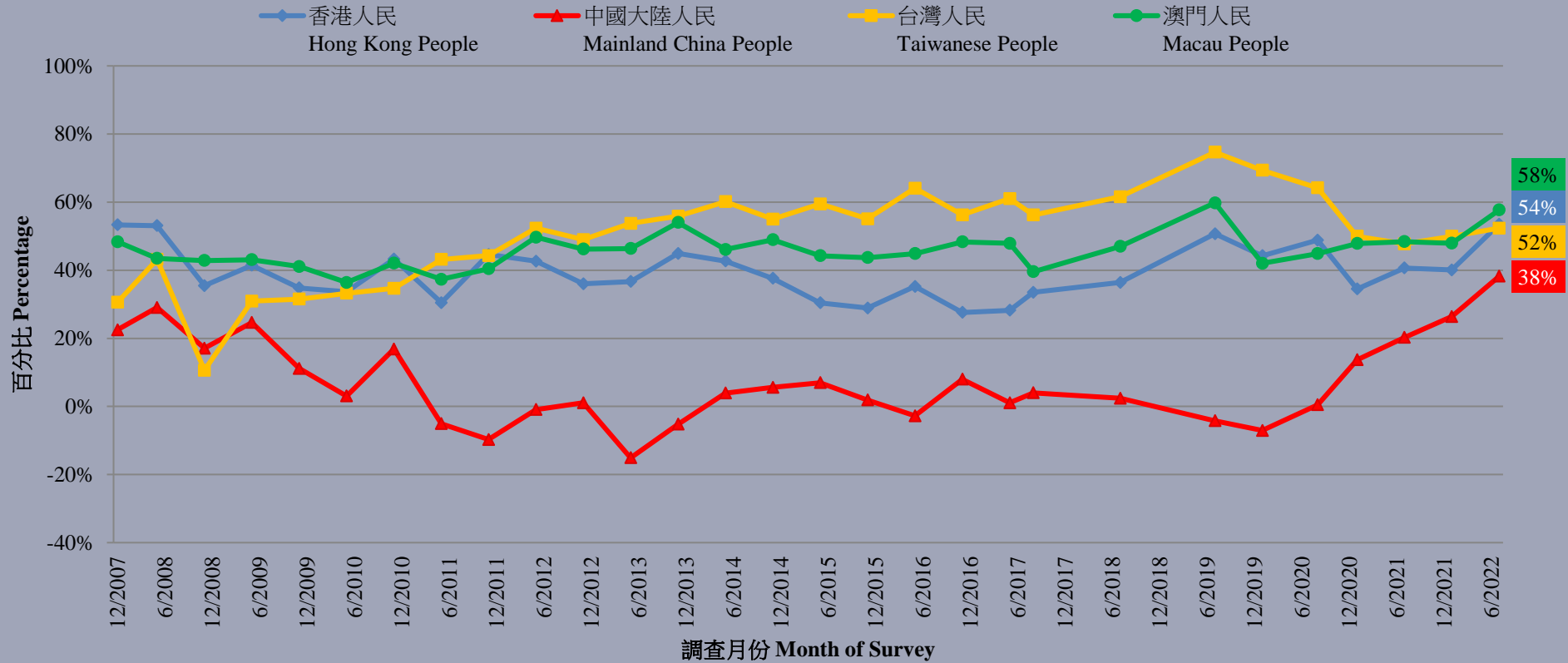
- Our latest survey shows that Hong Kong people feel more positively about all other peoples than their governments. Compared to half a year ago, the net affinity of Hong Kong people towards the peoples and governments of Hong Kong and Mainland China, also the people of Macau have all **increased significantly**. Looking back at past records, the net affinity of Hong Kong people towards the peoples of Hong Kong and Mainland China have registered **historical highs since 2007**, while that towards their governments have registered **new record highs** since 2011 and 2009 respectively; the net affinity of Hong Kong people towards the government of Taiwan has somehow registered **a new record low** since 2010.

\* Significant change

# Survey Result - People's feelings towards different peoples and governments

5

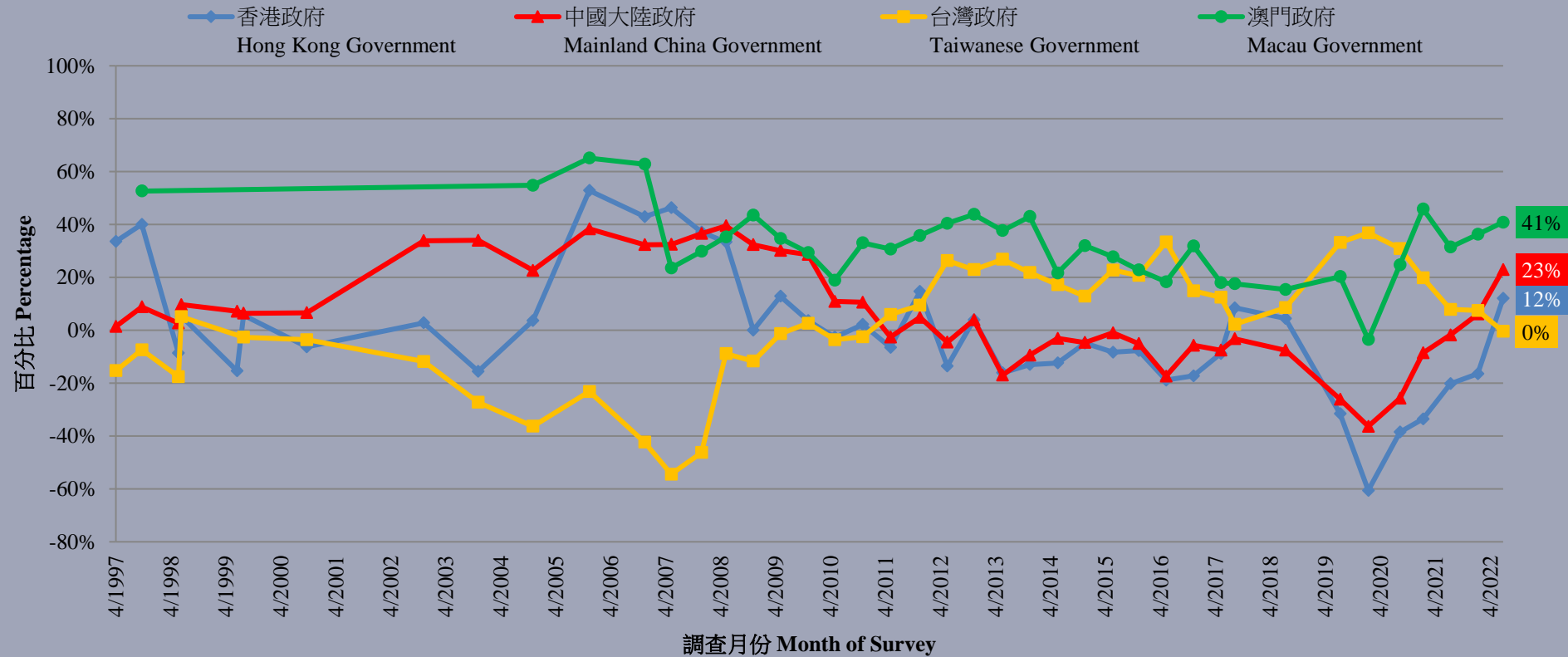
市民對各地人民好感淨值 - 綜合圖表 (按次計算)  
People's feeling towards different People - Net Value Combined Charts (Per Poll)  
(12/2007 - 7/2022)



# Survey Result - People's feelings towards different peoples and governments

6

市民對各地政府好感淨值 - 綜合圖表 (按次計算)  
People's feeling towards different Governments – Net Value Combined Charts (Per Poll)  
(4/1997 – 7/2022)



# Survey Result - People's feelings towards different peoples and governments

7

## • Net affinity towards different peoples and governments

		17-20/1/2022	4-7/7/2022	Change	Record
Japan	People	47%	40%	▼7%	Record low since May 2014
	Government	1%	-7%	▼8%	Record low since Aug. 2017
Australia	People	34%	30%	▼3%	Record low since Jan. 2021
	Government	13%	7%	▼6%	Record low since Jun. 1998
United Kingdom	People	29%	22%	▼7%	Record low since Jan. 2021
	Government	5%	-4%	▼9%	All-time record low since Apr. 1997
France	People	19%	18%	▼1%	Record low since May 2008
	Government	7%	-2%	▼9%*	Record low since Dec. 2011
United States	People	11%	1%	▼9%*	All-time record low since Dec. 2007
	Government	-23%	-37%	▼14%*	Record low since Jul. 2018

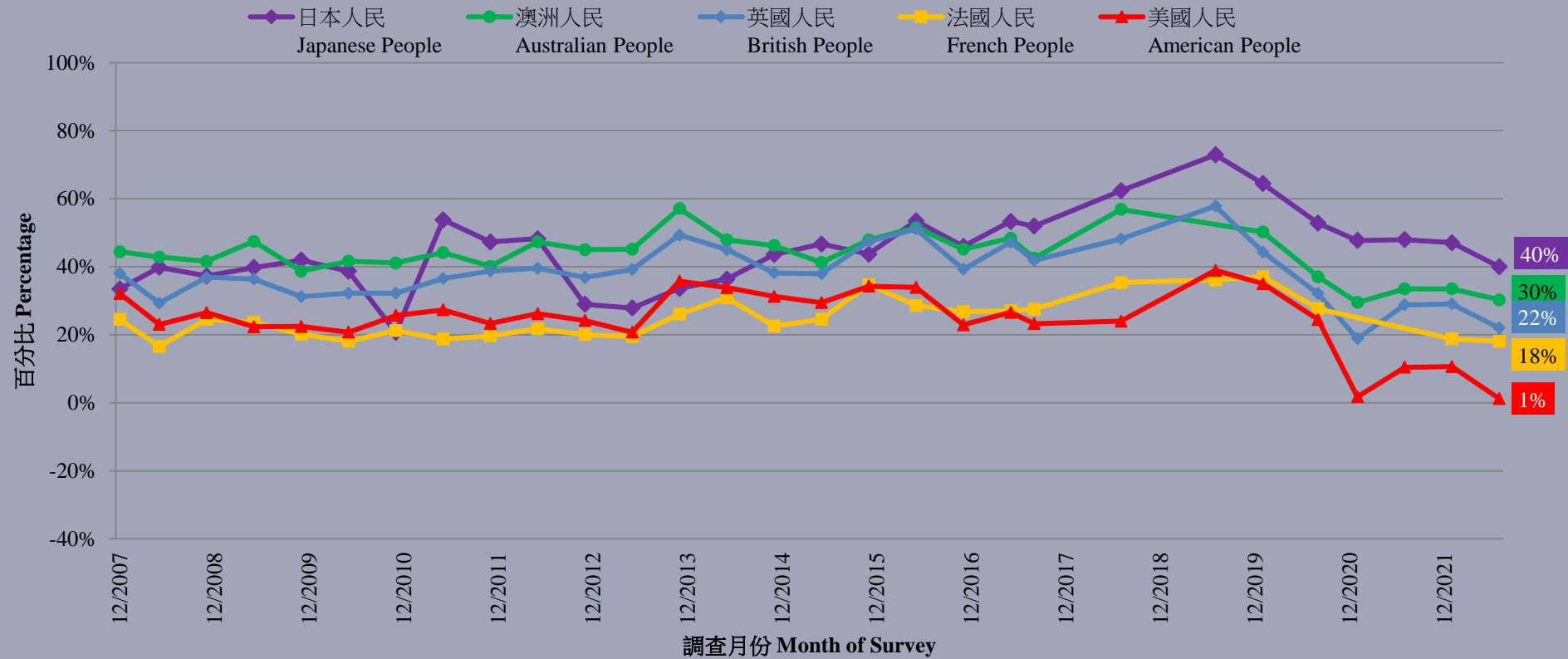
- Compared to half a year ago, the net affinity of Hong Kong people towards the government of France and the people and government of the United States have **decreased significantly**. Looking back at past records, the net affinity of Hong Kong people towards the government of the United Kingdom and the government of the United States have registered **historical lows**, while that towards the government of Australia, and the people and the government of France have registered **new record lows** since 1998, 2008 and 2011.

\* Significant change

# Survey Result - People's feelings towards different peoples and governments

8

市民對各地人民好感淨值 - 綜合圖表 (按次計算)  
People's feeling towards different People - Net Value Combined Charts (Per Poll)  
(12/2007 - 7/2022)





# Survey Result - People's feelings towards different peoples and governments

9

市民對各地政府好感淨值 - 綜合圖表 (按次計算)  
People's feeling towards different Governments – Net Value Combined Charts (Per Poll)  
(4/1997 – 7/2022)

