



HONG KONG PUBLIC OPINION RESEARCH INSTITUTE  
香港民意研究所

---

# Hong Kong Public Opinion Research Institute

---

## **PopPanel Research Report No. 147 cum “We Hongkongers” Research Report No. 104**

---

**Survey Date: 16 September to 21 September 2022**

**Release Date: 23 September 2022**

Copyright of this report was generated by the Hong Kong Public Opinion Research Institute (HKPORI) and opened to the world.  
HKPORI proactively promotes open data, open technology and the free flow of ideas, knowledge and information.

## Research Background

“We Hongkongers” is an initiative advocated by Hong Kong Public Opinion Research Institute (HKPORI), with the support of many members of the civic society. With reference to the petition website “We the People” hosted by the White House of the United States, “We Hongkongers” aims to reflect public sentiment by conducting scientific research on any issues raised by Hong Kong citizens: <https://www.pori.hk/research-reports-en/wehkers.html?lang=en>.

“We Hongkongers” Project officially started on 17 October 2019, in the form of intensive rolling surveys. A total of 12 reports were published as of 23 December 2019. In mid-May 2020, in response to the rapid changes in Hong Kong’s political and public sentiment, HKPORI redeveloped the “We Hongkongers” Project. Coupled with the rapid development of the “HKPOP Panel” established by PORI in July 2019, PORI decided to launch the “We Hongkongers Panel Survey” to further strengthen interaction with the public and as well as collect and analyze public opinion and there are 29 reports in total. In January 2021, PORI redeveloped the “We Hongkongers” Project again to strengthen the cooperation with non-governmental organizations, civil society organizations, concern groups and professional organizations, and the results will be released in the form of mini-forums to initiate policy discussions.

This report also represents Report No. 146 under HKPOP Panel survey series, as well as Report No. 104 under the “We Hongkongers” Project Series. The theme of this report is “Family Carers” under our “Social Observation Project”.

HKPORI sent out emails to all panel members at the beginning of the survey, inviting them to fill in the questionnaire at the designated online platform. Members were allowed to make repeated submissions, while only the last submission of each individual member would be used for analysis.

## Contact Information

Herewith the contact information of the “We Hongkongers” Panel Survey:

**Table 1: Detailed Contact Information**

Survey method	Online survey
Target population	HKPOP Panel samples, namely Hong Kong People Representative Panel (Probability-based Panel) and Hong Kong People Volunteer Panel (Non-probability-based Panel)
Weighting method	Rim-weighted according to 1) gender-age distribution, educational attainment (highest level attended) distribution and economic activity status distribution of Hong Kong population from Census and Statistics Department; 2) appraisal of political condition and political inclination distribution from regular tracking surveys.
Date of survey	16 September, 3pm – 21 September, 3pm
Total sample size	4,632
Response rate	5.5%
Sampling error <sup>[1]</sup>	Sampling error of percentages at +/-1% at 95% confidence level

[1] All error figures in this release are calculated at 95% confidence level. “95% confidence level” means that if we were to repeat a certain survey 100 times with different random samples, we would expect 95 times having the population parameter within the respective error margins calculated. Because of sampling errors, when quoting percentages, journalists should refrain from reporting decimal places, whereas one decimal place can be used when quoting rating figures.

## PopPanel Composition

Regarding data collection, survey data from both the Hong Kong People Representative Panel and Hong Kong People Volunteer Panel were collected in the form of online questionnaire.

Among them, the Hong Kong People Representative Panel comes from members of the “HKPOP Panel” recruited in regular random telephone surveys. HKPORI uses “HKPOP Panel” as a framework for conducting surveys for different research projects, any eligible family member in the household may be invited to participate in a specific research.

Meanwhile, members of the Hong Kong People Volunteer Panel are recruited online. Citizens only need to self-register in HKPORI website to participate in online questionnaires.

All panel data collected will be adjusted using rim-weighting, to minimize the effects of self-selection bias or participation bias. Details are documented in the Weighting Procedure section.

## Response Rate

HKPORI adopts a set of contact definition in compliance with most international standards. Historically, the social research community in Hong Kong has developed its own set of contact rates, cooperation rates, response rates, and so on. HKPORI normally reports the "success rate" for online surveys.

The calculation of the success rates in this study refers to the following tables.

**Table 2: Calculation of success rate of the HKPOP Panel (by HKPORI definition)**

Success rate		
=	$\frac{\text{Successful cases}}{\text{Panel size of the HKPOP Panel}}$	x 100.0%
=	$\frac{4,632}{84,739}$	x 100.0%
=	5.5%	

## Weighting Procedure

HKPORI has continuously adopted and enhanced its weighting method over the past few decades. For this survey, HKPORI adopts a "2 by 5 by 2 by 4 by 5 by 4" weighting procedure involving six variables, namely, gender, age, educational attainment, economic activity status, appraisal of political condition and political inclination. Basically, the raw data of practically all random telephone surveys conducted by HKPORI are rim-weighted by the figures obtained from the Hong Kong Census and Statistics Department so that the marginal distribution of the sample in terms of gender, age, educational attainment and economic activity status would match with that of the general population figures from the Hong Kong Census and Statistics Department. The marginal distribution of the sample in terms of appraisal of political condition and political inclination would match that of the general population in HKPORI's regular tracking surveys. This rim-weighting method (sometimes called raking) is found to be the most practicable method in processing HKPORI's survey data.

Specifically, the gender and age groupings used for weighting are as follows:

- Male 12-29
- Male 30-39
- Male 40-49
- Male 50-59
- Male 60 or above
- Female 12-29
- Female 30-39
- Female 40-49
- Female 50-59
- Female 60 or above

The educational attainments used for weighting are as follows:

- Secondary or below
- Tertiary or above

The economic activity statuses used for weighting are as follows:

- Working population / Others
- Home-makers / Housewives
- Students
- Retired person

The appraisals of political condition used for weighting are as follows:

- Very satisfied
- Quite satisfied
- Half-half // Don't know / hard to say // Refused to answer
- Quite dissatisfied
- Very dissatisfied

The political inclinations used for weighting are as follows:

- Pro-democracy camp
- Pro-establishment camp
- Localist
- Centrist // Other // No political inclination / politically neutral / do not belong to any camp // Don't know / hard to say // Refused to answer

## Quantitative Analysis Results

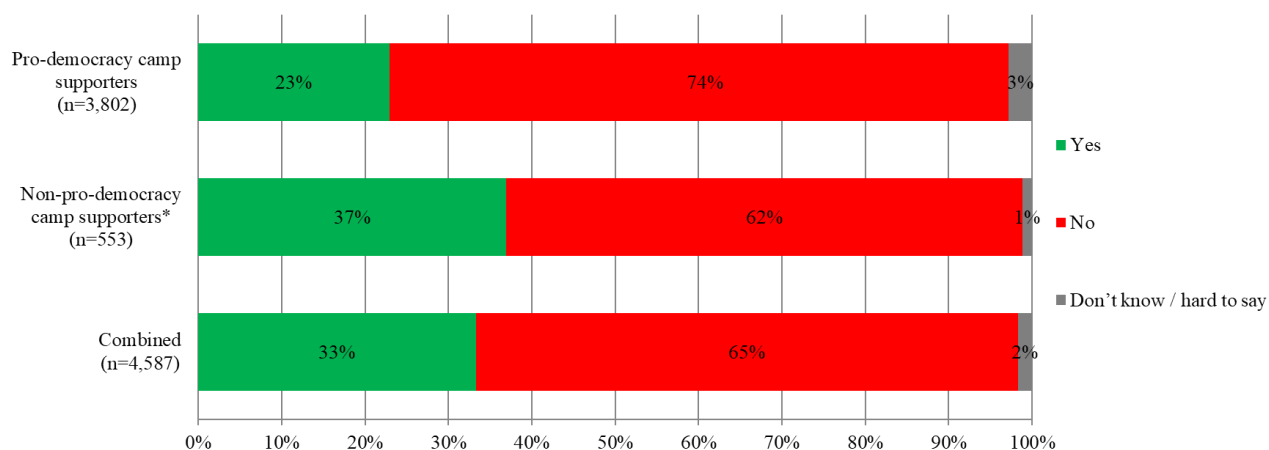
Quantitative analysis results of the “We Hongkongers” Panel Survey, after applying the standard weighting procedures, are as follows, all questions listed hereby are opinion questions:

**Table 3: Q1 Survey results, by camp type; Survey period: 16-21/9/2022**

Q1 Do you currently need to take care of young child, senior, child with special educational need, or person with chronic illness or disability?	Pro-democracy camp supporters (Base=3,802)	Non-pro-democracy camp supporters <sup>[2]</sup> (Base=553)	Combined (Base=4,587)
Yes	23%	37%	33%
No	<b>74%</b>	<b>62%</b>	<b>65%</b>
Don’t know / hard to say	3%	1%	2%

[2] Include: pro-establishment camp supporters, centrist supporters, no political inclination / politically neutral / do not belong to any camp

**Chart 1: Q1 Combined chart**



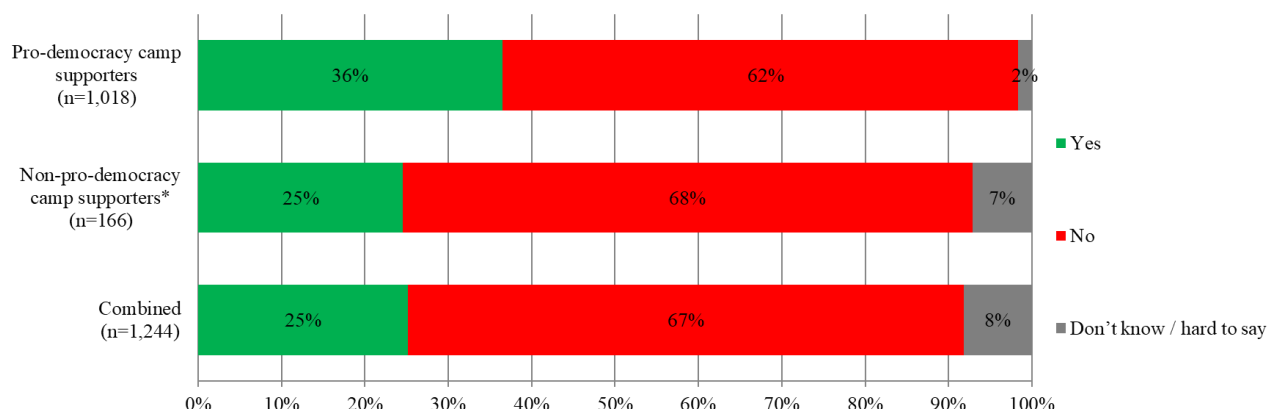
\* Include: pro-establishment camp supporters, centrist supporters, no political inclination / politically neutral / do not belong to any camp

**Table 4: Q2 Survey results, by camp type; Survey period: 16-21/9/2022**

Q2 Do you currently have to give up your full-time job because you are taking care of the person in the above categories? [Only ask those who answer yes in Q1]	Pro-democracy camp supporters (Base=1,018)	Non-pro-democracy camp supporters <sup>[3]</sup> (Base=166)	Combined (Base=1,244)
Yes	34%	20%	20%
No	<b>57%</b>	<b>55%</b>	<b>54%</b>
Not applicable	8%	20%	19%
Don't know / hard to say	2%	6%	7%

[3] Include: pro-establishment camp supporters, centrist supporters, no political inclination / politically neutral / do not belong to any camp

**Chart 2: Q2 Combined chart**



\* Include: pro-establishment camp supporters, centrist supporters, no political inclination / politically neutral / do not belong to any camp

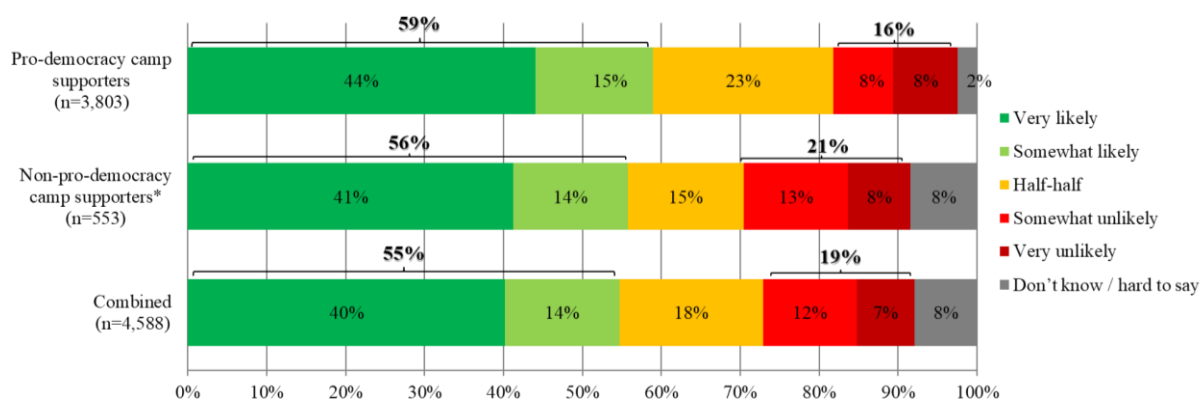
**Table 5: Q3 Survey results; Survey period: 16-21/9/2022**

Q3 How likely do you think you will need to take care of a person in the above categories in the coming 10 years?	Pro-democracy camp supporters (Base=3,803)	Non-pro-democracy camp supporters <sup>[4]</sup> (Base=553)	Combined (Base=4,588)
Very likely	44%	41%	40%
Somewhat likely	15%	14%	14%
Half-half	23%	15%	18%
Somewhat unlikely	8%	13%	12%
Very unlikely	8%	8%	7%
Don't know / hard to say	2%	8%	8%
Mean <sup>[5]</sup>	3.8	3.7	3.7

[4] Include: pro-establishment camp supporters, centrist supporters, no political inclination / politically neutral / do not belong to any camp

[5] The mean value is calculated by quantifying all individual responses into 1, 2, 3, 4, 5 marks according to their degree of confidence, where 1 is the lowest and 5 the highest, and then calculate the sample mean

**Chart 3: Q3 Combined chart**



\* Include: pro-establishment camp supporters, centrist supporters, no political inclination / politically neutral / do not belong to any camp

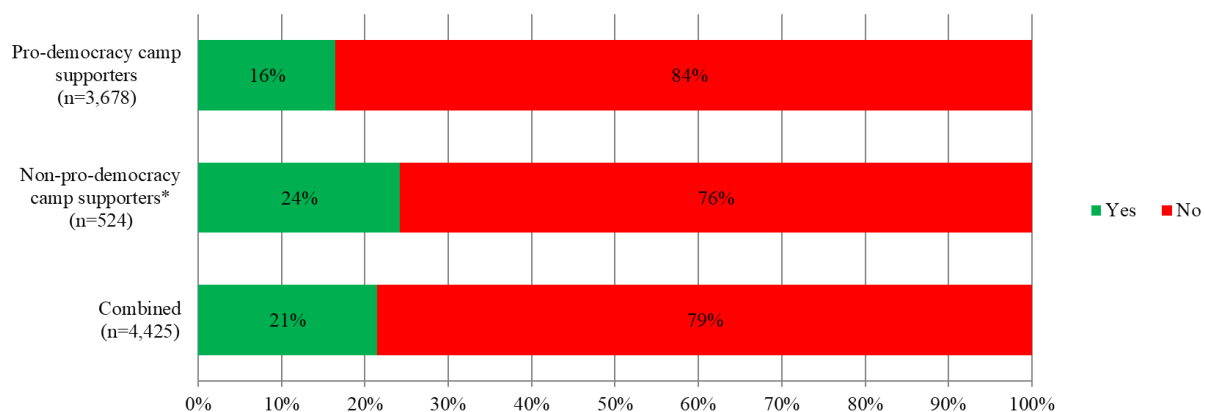


**Table 6: Q4a Survey results, by camp type; Survey period: 16-21/9/2022**

Q4a Do you know if there is any policy support or community service for carers of young children other than “living allowance for carers”?	Pro-democracy camp supporters (Base=3,678)	Non-pro-democracy camp supporters <sup>[6]</sup> (Base=524)	Combined (Base=4,425)
<b>Yes</b>	16%	24%	21%
<b>No</b>	<b>84%</b>	<b>76%</b>	<b>79%</b>

[6] Include: pro-establishment camp supporters, centrist supporters, no political inclination / politically neutral / do not belong to any camp

**Chart 4: Q4a Combined chart**



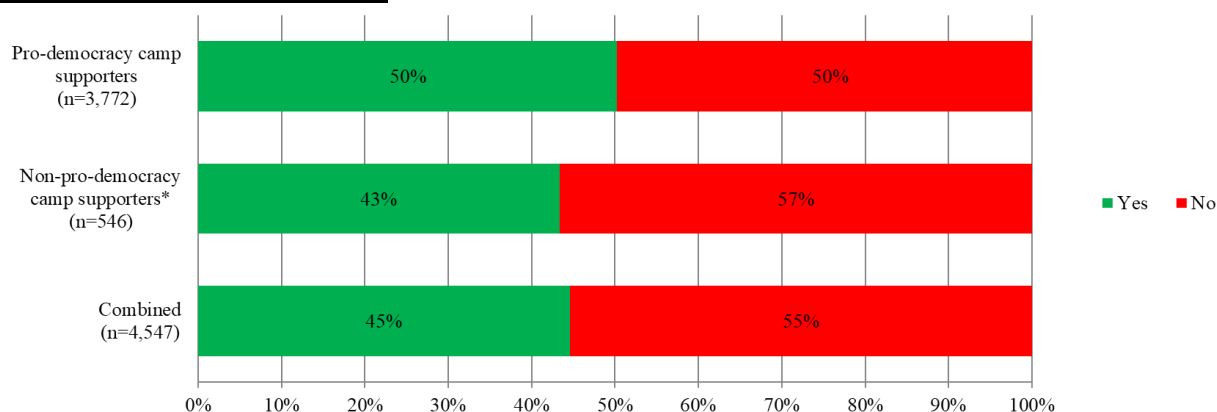
\* Include: pro-establishment camp supporters, centrist supporters, no political inclination / politically neutral / do not belong to any camp

**Table 7: Q4b Survey results, by camp type; Survey period: 16-21/9/2022**

Q4b Do you know if there is any policy support or community service for carers of seniors other than “living allowance for carers”?	Pro-democracy camp supporters (Base=3,772)	Non-pro-democracy camp supporters <sup>[7]</sup> (Base=546)	Combined (Base=4,547)
Yes	50%	43%	45%
No	50%	57%	55%

[7] Include: pro-establishment camp supporters, centrist supporters, no political inclination / politically neutral / do not belong to any camp

**Chart 5: Q4b Combined chart**



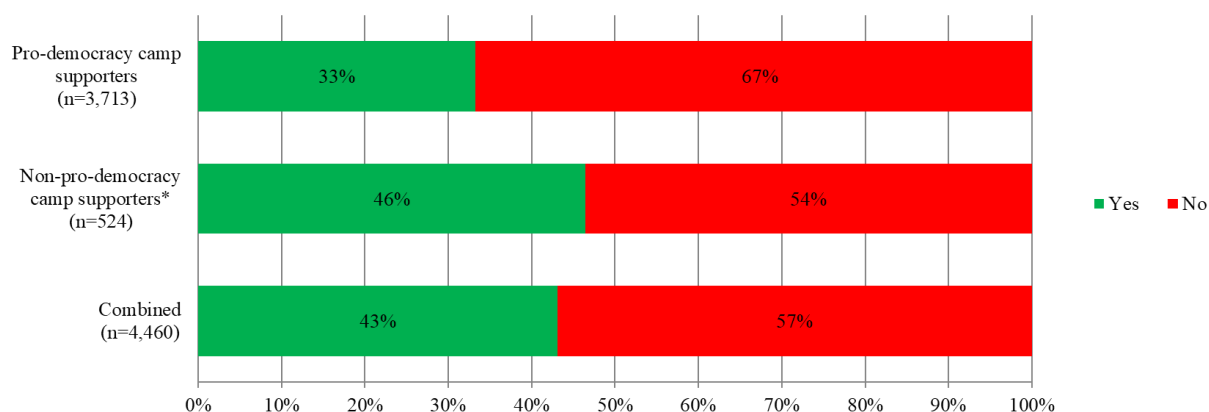
\* Include: pro-establishment camp supporters, centrist supporters, no political inclination / politically neutral / do not belong to any camp

**Table 8: Q4c Survey results, by camp type; Survey period: 16-21/9/2022**

Q4c Do you know if there is any policy support or community service for carers of children with special educational needs other than “living allowance for carers”?	Pro-democracy camp supporters (Base=3,713)	Non-pro-democracy camp supporters <sup>[8]</sup> (Base=524)	Combined (Base=4,460)
Yes	33%	46%	43%
No	<b>67%</b>	<b>54%</b>	<b>57%</b>

[8] Include: pro-establishment camp supporters, centrist supporters, no political inclination / politically neutral / do not belong to any camp

**Chart 6: Q4c Combined chart**



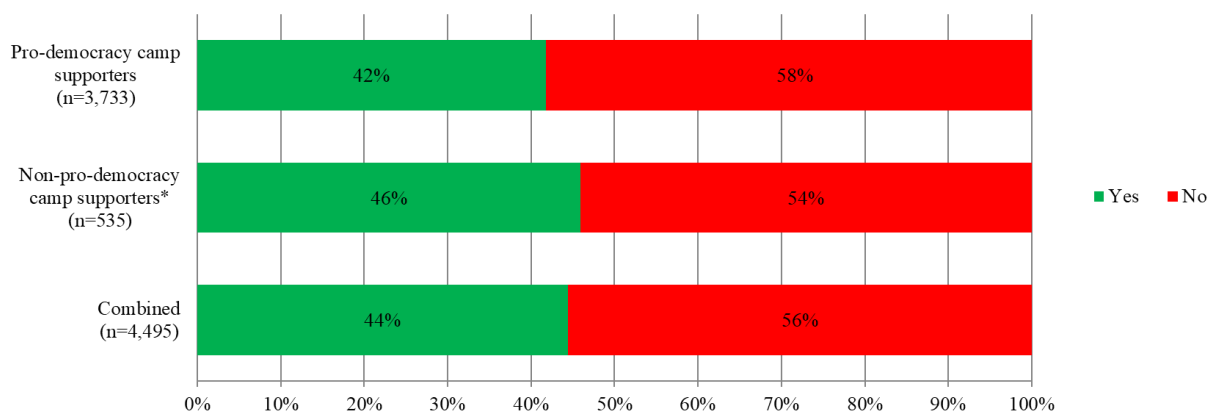
\* Include: pro-establishment camp supporters, centrist supporters, no political inclination / politically neutral / do not belong to any camp

**Table 9: Q4d Survey results, by camp type; Survey period: 16-21/9/2022**

Q4d Do you know if there is any policy support or community service for carers of people with chronic illnesses / disabilities other than “living allowance for carers”?	Pro-democracy camp supporters (Base=3,733)	Non-pro-democracy camp supporters <sup>[9]</sup> (Base=535)	Combined (Base=4,495)
Yes	42%	46%	44%
No	58%	54%	56%

[9] Include: pro-establishment camp supporters, centrist supporters, no political inclination / politically neutral / do not belong to any camp

**Chart 7: Q4d Combined chart**



\* Include: pro-establishment camp supporters, centrist supporters, no political inclination / politically neutral / do not belong to any camp

**Table 10: Q5 Survey results; Survey period: 16-21/9/2022<sup>[10]</sup>**

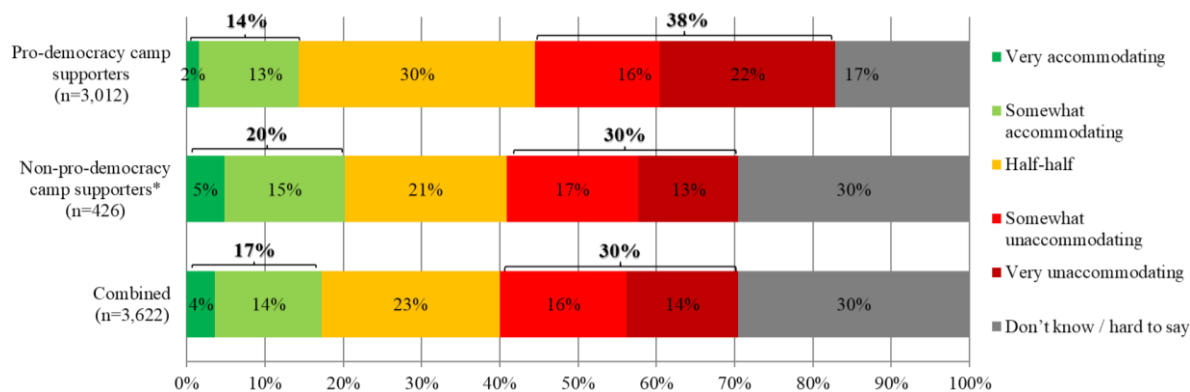
Q5 To what extent do you think your employer’s current human resource policies accommodate the needs of carers?	Pro-democracy camp supporters (Base=3,012)	Non-pro-democracy camp supporters <sup>[11]</sup> (Base=426)	Combined (Base=3,622)
Very accommodating	2%	5%	4%
Somewhat accommodating	13%	15%	14%
Half-half	30%	21%	23%
Somewhat unaccommodating	16%	17%	16%
Very unaccommodating	22%	13%	14%
Don’t know / hard to say	17%	30%	30%
Mean <sup>[12]</sup>	2.5	2.8	2.7

[10] Those who answer “not applicable, I don’t have an employer” are excluded

[11] Include: pro-establishment camp supporters, centrist supporters, no political inclination / politically neutral / do not belong to any camp

[12] The mean value is calculated by quantifying all individual responses into 1, 2, 3, 4, 5 marks according to their degree of confidence, where 1 is the lowest and 5 the highest, and then calculate the sample mean

**Chart 8: Q5 Combined chart**



\* Include: pro-establishment camp supporters, centrist supporters, no political inclination / politically neutral / do not belong to any camp

# Appendices

**Appendix 1: Demographic profile of respondents**

Gender:	Pro-democracy camp supporters				Non-pro-democracy camp supporters #				Total			
	Raw sample		Weighted sample		Raw sample		Weighted sample		Raw sample		Weighted sample	
	Freq	%	Freq	%	Freq	%	Freq	%	Freq	%	Freq	%
Male	2,118	55.7%	328	33.3%	311	56.2%	1,597	50.1%	2,545	55.5%	2,161	47.1%
Female	1,676	44.1%	650	66.0%	236	42.7%	1,585	49.7%	2,026	44.2%	2,410	52.5%
Other	9	0.2%	7	0.8%	6	1.1%	9	0.3%	17	0.4%	17	0.4%
Total	3,803	100.0%	986	100.0%	553	100.0%	3,191	100.0%	4,588	100.0%	4,588	100.0%
Missing case(s)	0		0		0		0		0		0	

Age:	Pro-democracy camp supporters				Non-pro-democracy camp supporters #				Total			
	Raw sample		Weighted sample		Raw sample		Weighted sample		Raw sample		Weighted sample	
	Freq	%	Freq	%	Freq	%	Freq	%	Freq	%	Freq	%
12 - 29	496	13.0%	295	30.0%	38	6.9%	398	12.5%	573	12.5%	852	18.6%
30 - 39	968	25.5%	92	9.3%	99	17.9%	531	16.6%	1,124	24.5%	685	14.9%
40 - 49	915	24.1%	187	18.9%	131	23.7%	511	16.0%	1,101	24.0%	754	16.4%
50 - 59	874	23.0%	244	24.7%	146	26.4%	682	21.4%	1,070	23.3%	1,011	22.0%
60 or above	550	14.5%	168	17.0%	139	25.1%	1,069	33.5%	720	15.7%	1,286	28.0%
Total	3,803	100.0%	986	100.0%	553	100.0%	3,191	100.0%	4,588	100.0%	4,588	100.0%
Missing case(s)	0		0		0		0		0		0	

Education attainment:	Pro-democracy camp supporters				Non-pro-democracy camp supporters #				Total			
	Raw sample		Weighted sample		Raw sample		Weighted sample		Raw sample		Weighted sample	
	Freq	%	Freq	%	Freq	%	Freq	%	Freq	%	Freq	%
Primary or below	10	0.3%	18	1.9%	2	0.4%	7	0.2%	12	0.3%	25	0.6%
Secondary	595	15.7%	431	43.7%	133	24.2%	1,129	35.9%	749	16.7%	1,662	37.1%
Tertiary or above	3,194	84.1%	536	54.4%	415	75.5%	2,006	63.9%	3,723	83.0%	2,797	62.4%
Total	3,799	100.0%	986	100.0%	550	100.0%	3,141	100.0%	4,484	100.0%	4,484	100.0%
Missing case(s)	4		<1		3		50		104		104	

Occupation:	Pro-democracy camp supporters				Non-pro-democracy camp supporters #				Total			
	Raw sample		Weighted sample		Raw sample		Weighted sample		Raw sample		Weighted sample	
	Freq	%	Freq	%	Freq	%	Freq	%	Freq	%	Freq	%
Administrators and professionals	1,495	39.4%	117	11.9%	178	32.3%	698	22.1%	1,710	38.2%	846	18.9%
Clerks and service workers	1,042	27.5%	324	32.9%	148	26.9%	910	28.8%	1,233	27.6%	1,371	30.7%
Workers	106	2.8%	50	5.1%	15	2.7%	95	3.0%	124	2.8%	176	3.9%
Students	139	3.7%	66	6.7%	13	2.4%	150	4.7%	163	3.6%	276	6.2%
Home-makers / housewives	161	4.2%	140	14.2%	28	5.1%	310	9.8%	193	4.3%	462	10.3%
Others	848	22.4%	287	29.2%	169	30.7%	995	31.5%	1,051	23.5%	1,342	30.0%
Total	3,791	100.0%	985	100.0%	551	100.0%	3,157	100.0%	4,474	100.0%	4,474	100.0%
Missing case(s)	12		1		2		35		114		114	



Political inclination:	Pro-democracy camp supporters				Non-pro-democracy camp supporters #				Total			
	Raw sample		Weighted sample		Raw sample		Weighted sample		Raw sample		Weighted sample	
	Freq	%	Freq	%	Freq	%	Freq	%	Freq	%	Freq	%
Pro-democracy camp	2,180	57.3%	638	64.8%	0	0.0%	0	0.0%	2,180	48.6%	638	14.1%
Pro-establishment camp	0	0.0%	0	0.0%	46	8.3%	667	20.9%	46	1.0%	667	14.7%
Localist	1,623	42.7%	348	35.2%	0	0.0%	0	0.0%	1,623	36.2%	348	7.7%
Centrist	0	0.0%	0	0.0%	174	31.5%	725	22.7%	174	3.9%	725	16.0%
Others	0	0.0%	0	0.0%	0	0.0%	0	0.0%	47	1.0%	68	1.5%
No political inclination / politically neutral / don't belong to any camp	0	0.0%	0	0.0%	333	60.2%	1,799	56.4%	333	7.4%	1,799	39.8%
Don't know / hard to say	0	0.0%	0	0.0%	0	0.0%	0	0.0%	84	1.9%	276	6.1%
Total	3,803	100.0%	986	100.0%	553	100.0%	3,191	100.0%	4,487	100.0%	4,521	100.0%
Missing case(s)	0		0		0		0		101		67	

**Appendix 2: Contact Information**

Total valid samples	4,632
Survey period	16-21/9/2022
Success rate	5.5%
Questionnaires sent out	84,739
Questionnaires received	5,179
Ineligible samples	109
Invalid samples	0
Incomplete samples	438
Standard error	0.7%
Sampling error	1.4%

### Appendix 3: Quantitative analyses

#### Q1 Survey results, by camp type; Survey period: 16-21/9/2022

Q1 Do you currently need to take care of young child, senior, child with special educational need, or person with chronic illness or disability?	Pro-democracy camp supporters	Non-pro-democracy camp supporters #	Total
	Percentages (Base=3,802)	Percentages (Base=553)	Percentages (Base=4,587)
Yes	22.9%	36.9%	33.3%
No	74.2%	61.9%	65.0%
Don't know / hard to say	2.9%	1.2%	1.7%
Total	100.0%	100.0%	100.0%
<i>Refuse to answer</i>	<i>1</i>	<i>0</i>	<i>1</i>

# Including pro-establishment camp supporters, centrist supporters, no political inclination / politically neutral / do not belong to any camp

**Q2 Survey results, by camp type; Survey period: 16-21/9/2022**

Q2 Do you currently have to give up or plan to give up your full-time job because you are taking care of the person in the above categories?	Pro-democracy camp supporters	Non-pro-democracy camp supporters #	Total
	Percentages  (Base=1,018)	Percentages  (Base=166)	Percentages  (Base=1,244)
Yes	36.5%	24.6%	25.1%
No	61.9%	68.3%	66.7%
Don't know / hard to say	1.7%	7.1%	8.2%
Total	100.0%	100.0%	100.0%
<i>Refuse to answer</i>	95	21	116

# Including pro-establishment camp supporters, centrist supporters, no political inclination / politically neutral / do not belong to any camp

**Q3 Survey results, by camp type; Survey period: 16-21/9/2022**

Q3 How likely do you think you will need to take care of a person in the above categories in the coming 10 years?	Pro-democracy camp supporters	Non-pro-democracy camp supporters #	Total
	Percentages (Base=3,803)	Percentages (Base=553)	Percentages (Base=4,588)
Very likely }Likely	44.0% }58.9%	41.2% }55.7%	40.2% }54.7%
Somewhat likely	14.9%	14.5%	14.5%
Half-half	22.9%	14.8%	18.2%
Somewhat unlikely }Unlikely	7.5% }15.8%	13.1% }21.0%	11.9% }19.2%
Very unlikely	8.2%	7.9%	7.3%
Don't know / hard to say	2.4%	8.5%	7.9%
Total	100.0%	100.0%	100.0%
Mean values	3.8	3.7	3.7
Standard error of mean	<0.1	<0.1	<0.1
Median	4.0	4.0	4.0
Refuse to answer	0	0	0
Net value (Likely- Unlikely)	+43.1%	+34.7%	+35.5%

# Including pro-establishment camp supporters, centrist supporters, no political inclination / politically neutral / do not belong to any camp

**Q4a Survey results, by camp type; Survey period: 16-21/9/2022**

Q4a Do you know if there is any policy support or community service for different types of carers other than "living allowance for carers"? [Young children]	Pro-democracy camp supporters	Non-pro-democracy camp supporters #	Total
	Percentages (Base=3,678)	Percentages (Base=524)	Percentages (Base=4,425)
Yes	16.5%	24.2%	21.5%
No	83.5%	75.8%	78.5%
Total	100.0%	100.0%	100.0%
<i>Refuse to answer</i>	<i>125</i>	<i>29</i>	<i>154</i>

# Including pro-establishment camp supporters, centrist supporters, no political inclination / politically neutral / do not belong to any camp

**Q4b Survey results, by camp type; Survey period: 16-21/9/2022**

Q4b Do you know if there is any policy support or community service for different types of carers other than "living allowance for carers"? [Seniors]	Pro-democracy camp supporters	Non-pro-democracy camp supporters #	Total
	Percentages (Base=3,772)	Percentages (Base=546)	Percentages (Base=4,547)
Yes	50.2%	43.3%	44.6%
No	49.8%	56.7%	55.4%
Total	100.0%	100.0%	100.0%
<i>Refuse to answer</i>	<i>31</i>	<i>7</i>	<i>38</i>

# Including pro-establishment camp supporters, centrist supporters, no political inclination / politically neutral / do not belong to any camp

**Q4c Survey results, by camp type; Survey period: 16-21/9/2022**

Q4c Do you know if there is any policy support or community service for different types of carers other than "living allowance for carers"? [Children with special educational needs]	Pro-democracy camp supporters	Non-pro-democracy camp supporters #	Total
	Percentages	Percentages	Percentages
	(Base=3,713)	(Base=524)	(Base=4,460)
Yes	33.3%	46.4%	43.1%
No	66.7%	53.6%	56.9%
Total	100.0%	100.0%	100.0%
<i>Refuse to answer</i>	90	29	119

# Including pro-establishment camp supporters, centrist supporters, no political inclination / politically neutral / do not belong to any camp

**Q4d Survey results, by camp type; Survey period: 16-21/9/2022**

Q4d Do you know if there is any policy support or community service for different types of carers other than "living allowance for carers"? [People with chronic illnesses / disabilities]	Pro-democracy camp supporters	Non-pro-democracy camp supporters #	Total
	Percentages	Percentages	Percentages
	(Base=3,733)	(Base=535)	(Base=4,495)
Yes	41.7%	45.9%	44.4%
No	58.3%	54.1%	55.6%
Total	100.0%	100.0%	100.0%
<i>Refuse to answer</i>	70	18	88

# Including pro-establishment camp supporters, centrist supporters, no political inclination / politically neutral / do not belong to any camp

**Q5 Survey results, by camp type; Survey period: 16-21/9/2022**

Q5 To what extent do you think your employer's current human resource policies accommodate the needs of carers?	Pro-democracy camp supporters	Non-pro-democracy camp supporters #	Total
	Percentages (Base=3,012)	Percentages (Base=426)	Percentages (Base=3,622)
Very accommodating	1.6%	4.8%	3.6%
} Accommodating	} 14.3%	} 20.2%	} 17.2%
Somewhat accommodating	12.7%	15.4%	13.6%
Half-half	30.2%	20.7%	22.7%
Somewhat unaccommodating	15.9%	16.8%	16.2%
} Unaccommodating	} 38.4%	} 29.6%	} 30.5%
Very unaccommodating	22.5%	12.8%	14.2%
Don't know / hard to say	17.1%	29.5%	29.6%
Total	100.0%	100.0%	100.0%
Mean values	2.5	2.8	2.7
Standard error of mean	<0.1	<0.1	<0.1
Median	3.0	3.0	3.0
<i>Refuse to answer</i>	791	127	918
Net value (Accommodating- Unaccommodating)	-24.0%	-9.4%	-13.2%

# Including pro-establishment camp supporters, centrist supporters, no political inclination / politically neutral / do not belong to any camp



## Appendix 4: Survey questionnaire (16-21/9/2022)

### We Hongkongers & Community Health Survey

Hong Kong Public Opinion Research Institute is politically neutral. We welcome different opinions. All personal data will be kept strictly confidential. You can fill in the questionnaire again to express your latest views. When we need to work on the data, your last submission will be used. For enquiries, please email us at [panel@pori.hk](mailto:panel@pori.hk).

Last updated: xxxx-xx-xx

Tentative next update: xxxx-xx-xx

**\*Required**

#### Eligibility Confirmation

**Are you a Hong Kong resident aged 12 or above (i.e., currently residing in Hong Kong)? \***

- Yes
- No

#### We Hongkongers Series

**Do you currently need to take care of young child, senior, child with special educational need, or person with chronic illness or disability?**

- Yes
- No → [Skip the next question](#)
- Don't know / hard to say → [Skip the next question](#)

**Do you currently have to give up or plan to give up your full-time job because you are taking care of the person in the above categories?**

- Yes
- No
- Not applicable
- Don't know / hard to say

**How likely do you think you will need to take care of a person in the above categories in the coming 10 years?**

- Very likely

- Somewhat likely
- Half-half
- Somewhat unlikely
- Very unlikely
- Don't know / hard to say

**Do you know if there is any policy support or community service for different types of carers other than “living allowance for carers”?**

	Yes	No
Young children		
Seniors		
Children with special educational needs		
People with chronic illnesses / disabilities		

**To what extent do you think your employer’s current human resource policies accommodate the needs of carers?**

- Not applicable, I don't have an employer
- Very accommodating
- Somewhat accommodating
- Half-half
- Somewhat unaccommodating
- Very unaccommodating
- Don't know / hard to say

**Community Health**

**Have you ever contracted COVID-19?**

- Yes
- No / don't know

**How likely do you think it is that you will contract or recontract COVID-19 over the next one month?**

(Please select the closest answer)

- 0% chance (Certainly not)
- 0.001% chance (1 in 100,000)
- 0.01% chance (1 in 10,000)
- 0.1% chance (1 in 1,000)
- 1% chance (1 in 100)
- 5% chance (1 in 20)
- 10% chance (1 in 10)
- 15% chance
- 20% chance
- 25% chance
- 30% chance
- 35% chance
- 40% chance
- 45% chance
- 50% chance
- 60% chance
- 70% chance
- 80% chance
- 90% chance
- 100% chance (Certainly will)
- \_\_\_\_\_ % chance
- Don't know / hard to say

**How satisfied or dissatisfied are you with the government’s performance in handling novel coronavirus pneumonia?**

- Very much satisfied
- Somewhat satisfied
- Half-half
- Somewhat dissatisfied
- Very much dissatisfied
- Don't know / hard to say

**Other Opinions**

**Generally speaking, how satisfied or dissatisfied are you with the current ..... in Hong Kong?**

(Randomise the three conditions)

	Very much satisfied	Somewhat satisfied	Half-half	Somewhat dissatisfied	Very much dissatisfied	Don't know / hard to say
Political condition						
Economic condition						
Livelihood condition						

**Personal Information**

**This section is about personal information. If you have already provided relevant information in this survey series and have nothing to add or update, you may skip these questions. We will use the past data you provided in this survey series for analysis.**

- I have already provided my personal information, and has nothing to add or update (skip questions on personal information)
- Provide / update personal information now

**Gender**

- Male
- Female
- Other

**Age**

- \_\_\_\_\_ years old
- 12 - 14
- 15 - 17
- 18 - 19
- 20 - 24
- 25 - 29
- 30 - 34
- 35 - 39
- 40 - 44
- 45 - 49
- 50 - 54
- 55 - 59
- 60 - 64
- 65 - 69
- 70 or above

**Educational attainment**

(The highest level attended, regardless of whether you have completed the course, including what you are attending)

- Primary or below
- Lower secondary (Secondary 1 to 3)
- Upper secondary (Secondary 4 to 7 / DSE / Yi Jin)
- Tertiary: non-degree course (including diploma / certificate / sub-degree course)
- Tertiary: bachelor degree course
- Tertiary: postgraduate school or above

**Occupation**

(Owner / self-employed / freelance / part time / civil servant are not valid answers, please answer according to the job nature or content)

- Administrator and professional
- Clerical and service worker
- Production worker
- Student
- Home-maker / housewife
- Retired person
- Unemployed / between jobs / other non-employed
- Other: \_\_\_\_\_

**Which of the following best describes your political inclination?**

(Randomise the four camps)

- Localist
- Pro-democracy camp
- Centrist
- Pro-establishment camp
- Other: \_\_\_\_\_
- No political inclination / politically neutral / do not belong to any camp
- Don't know / hard to say

**End of Questionnaire**

Thank you for completing the survey. For enquiries, please email us at [panel@pori.hk](mailto:panel@pori.hk).