



HONG KONG PUBLIC OPINION RESEARCH INSTITUTE
香港民意研究所

Hong Kong Public Opinion Research Institute

PopPanel Research Report No. 149 cum “We Hongkongers” Research Report No. 106

Survey Date: 28 October to 2 November 2022

Release Date: 4 November 2022

Copyright of this report was generated by the Hong Kong Public Opinion Research Institute (HKPORI) and opened to the world.
HKPORI proactively promotes open data, open technology and the free flow of ideas, knowledge and information.

Research Background

“We Hongkongers” is an initiative advocated by Hong Kong Public Opinion Research Institute (HKPORI), with the support of many members of the civic society. With reference to the petition website “We the People” hosted by the White House of the United States, “We Hongkongers” aims to reflect public sentiment by conducting scientific research on any issues raised by Hong Kong citizens: <https://www.pori.hk/research-reports-en/wehkers.html?lang=en>.

“We Hongkongers” Project officially started on 17 October 2019, in the form of intensive rolling surveys. A total of 12 reports were published as of 23 December 2019. In mid-May 2020, in response to the rapid changes in Hong Kong’s political and public sentiment, HKPORI redeveloped the “We Hongkongers” Project. Coupled with the rapid development of the “HKPOP Panel” established by PORI in July 2019, PORI decided to launch the “We Hongkongers Panel Survey” to further strengthen interaction with the public and as well as collect and analyze public opinion and there are 29 reports in total. In January 2021, PORI redeveloped the “We Hongkongers” Project again to strengthen the cooperation with non-governmental organizations, civil society organizations, concern groups and professional organizations, and the results will be released in the form of mini-forums to initiate policy discussions.

This is Report No. 106 under our “We Hongkongers” Project Series, as well as Report No. 149 under HKPOP Panel Survey Series, which is our broader umbrella for our online panel surveys. The themes of this report are “Brain Drain and Policies to Attract Talents” and “Policy Address Follow-up Survey”.

HKPORI sent out emails to all panel members at the beginning of the survey, inviting them to fill in the questionnaire at the designated online platform. Members were allowed to make repeated submissions, but only the last submission of each individual member would be used for analysis in this report.

Contact Information

Herewith the contact information of the “We Hongkongers” Panel Survey:

Table 1: Detailed Contact Information

Survey method	Online survey
Target population	HKPOP Panel samples, namely Hong Kong People Representative Panel (Probability-based Panel) and Hong Kong People Volunteer Panel (Non-probability-based Panel)
Weighting method	Rim-weighted according to 1) gender-age distribution, educational attainment (highest level attended) distribution and economic activity status distribution of Hong Kong population from Census and Statistics Department; 2) appraisal of political condition and political inclination distribution from regular tracking surveys.
Date of survey	28 October, 3pm – 2 November, 3pm
Total sample size	4,234
Response rate	5.0%
Sampling error ^[1]	Sampling error of percentages at +/-1% at 95% confidence level

[1] All error figures in this release are calculated at 95% confidence level. “95% confidence level” means that if we were to repeat a certain survey 100 times with different random samples, we would expect 95 times having the population parameter within the respective error margins calculated. Because of sampling errors, when quoting percentages, journalists should refrain from reporting decimal places, whereas one decimal place can be used when quoting rating figures.

PopPanel Composition

Regarding data collection, survey data from both the Hong Kong People Representative Panel and Hong Kong People Volunteer Panel were collected in the form of online questionnaire.

Among them, the Hong Kong People Representative Panel comes from members of the “HKPOP Panel” recruited in regular random telephone surveys. HKPORI uses “HKPOP Panel” as a framework for conducting surveys for different research projects, any eligible family member in the household may be invited to participate in a specific research.

Meanwhile, members of the Hong Kong People Volunteer Panel are recruited online. Citizens only need to self-register in HKPORI website to participate in online questionnaires.

All panel data collected will be adjusted using rim-weighting, to minimize the effects of self-selection bias or participation bias. Details are documented in the Weighting Procedure section.

Response Rate

HKPORI adopts a set of contact definition in compliance with most international standards. Historically, the social research community in Hong Kong has developed its own set of contact rates, cooperation rates, response rates, and so on. HKPORI normally reports the "success rate" for online surveys.

The calculation of the success rates in this study refers to the following tables.

Table 2: Calculation of success rate of the HKPOP Panel (by HKPORI definition)

Success rate		
=	$\frac{\text{Successful cases}}{\text{Panel size of the HKPOP Panel}}$	x 100.0%
=	$\frac{4,234}{84,739}$	x 100.0%
=	5.0%	

Weighting Procedure

HKPORI has continuously adopted and enhanced its weighting method over the past few decades. For this survey, HKPORI adopts a "2 by 5 by 2 by 4 by 5 by 4" weighting procedure involving six variables, namely, gender, age, educational attainment, economic activity status, appraisal of political condition and political inclination. Basically, the raw data of practically all random telephone surveys conducted by HKPORI are rim-weighted by the figures obtained from the Hong Kong Census and Statistics Department so that the marginal distribution of the sample in terms of gender, age, educational attainment and economic activity status would match with that of the general population figures from the Hong Kong Census and Statistics Department. The marginal distribution of the sample in terms of appraisal of political condition and political inclination would match that of the general population in HKPORI's regular tracking surveys. This rim-weighting method (sometimes called raking) is found to be the most practicable method in processing HKPORI's survey data.

Specifically, the gender and age groupings used for weighting are as follows:

- Male 12-29
- Male 30-39
- Male 40-49
- Male 50-59
- Male 60 or above
- Female 12-29
- Female 30-39
- Female 40-49
- Female 50-59
- Female 60 or above

The educational attainments used for weighting are as follows:

- Secondary or below
- Tertiary or above

The economic activity statuses used for weighting are as follows:

- Working population / Others
- Home-makers / Housewives
- Students
- Retired person

The appraisals of political condition used for weighting are as follows:

- Very satisfied
- Quite satisfied
- Half-half // Don't know / hard to say // Refused to answer
- Quite dissatisfied
- Very dissatisfied

The political inclinations used for weighting are as follows:

- Pro-democracy camp
- Pro-establishment camp
- Localist
- Centrist // Other // No political inclination / politically neutral / do not belong to any camp // Don't know / hard to say // Refused to answer

Part 1:
**Brain drain and policies to
attract talents**

Quantitative Analysis Results

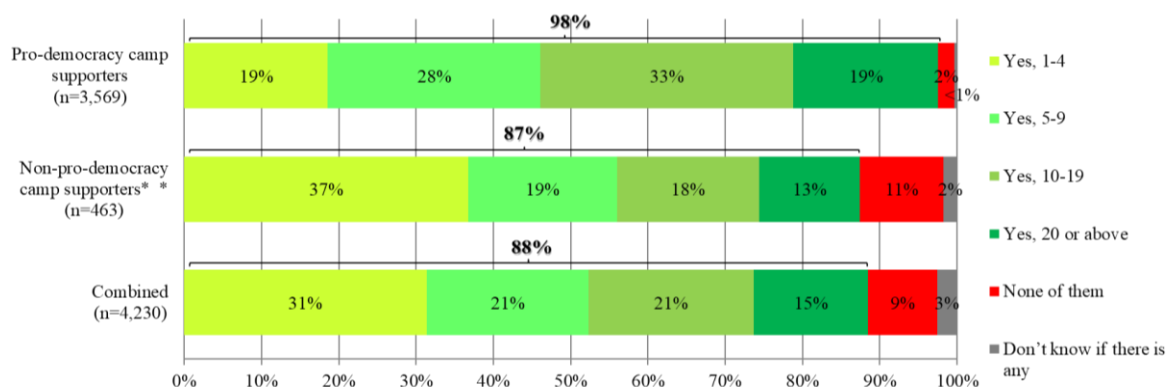
Quantitative analysis results of the “We Hongkongers” Panel Survey, after applying the standard weighting procedures, are as follows, all questions listed hereby are opinion questions:

Table 3: Q1 Survey results; Survey period: 28/10-2/11/2022

Q1 To the best of your knowledge, about how many of the people you know have emigrated overseas in the past three years?	Pro-democracy camp supporters (n=3,569)	Non-pro-democracy camp supporters ^[2] (n=463)	Combined (n=4,230)
Yes, 1-4	19%	37%	31%
Yes, 5-9	28%	19%	21%
Yes, 10-19	33%	18%	21%
Yes, 20 or above	19%	13%	15%
None of them	2%	11%	9%
Don't know if there is any	<1%	2%	3%
Mean	12.3	8.9	9.9

[2] Include: pro-establishment camp supporters, centrist supporters, no political inclination / politically neutral / do not belong to any camp

Chart 1: Q1 Combined chart



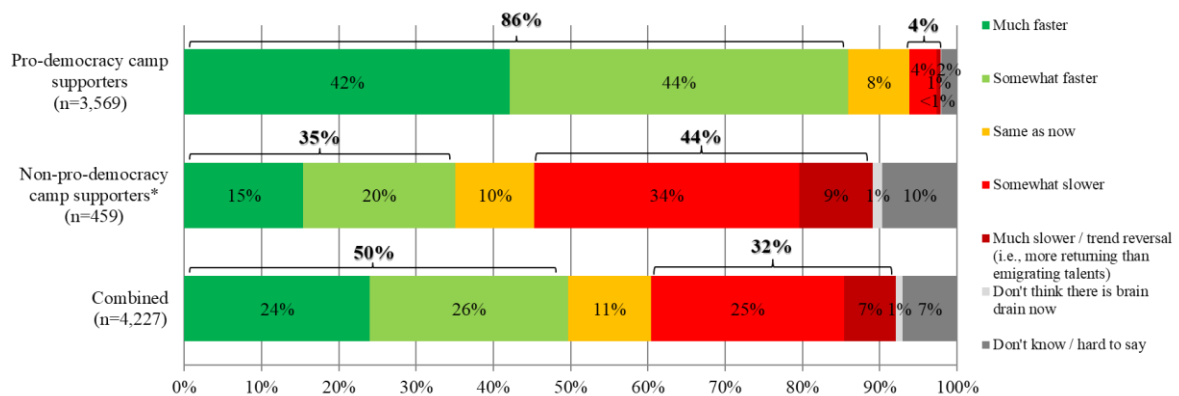
* Include: pro-establishment camp supporters, centrist supporters, no political inclination / politically neutral / do not belong to any camp

Table 4: Q2 Survey results; Survey period: 28/10-2/11/2022

Q2 Compared to now, how fast / slow do you think the rate of brain drain from Hong Kong will be in the next two years?	Pro-democracy camp supporters (n=3,569)	Non-pro-democracy camp supporters ^[3] (n=459)	Combined (n=4,227)
Much faster } Faster	42%	15%	24%
Somewhat faster }	44%	20%	26%
Same as now	8%	10%	11%
Somewhat slower	4%	34%	25%
Much slower / trend reversal (i.e., more returning than emigrating talents) } Slower	1%	9%	7%
Don't think there is brain drain now	<1%	1%	1%
Don't know / hard to say	2%	10%	7%

[3] Include: pro-establishment camp supporters, centrist supporters, no political inclination / politically neutral / do not belong to any camp

Chart 2: Q2 Combined chart



* Include: pro-establishment camp supporters, centrist supporters, no political inclination / politically neutral / do not belong to any camp

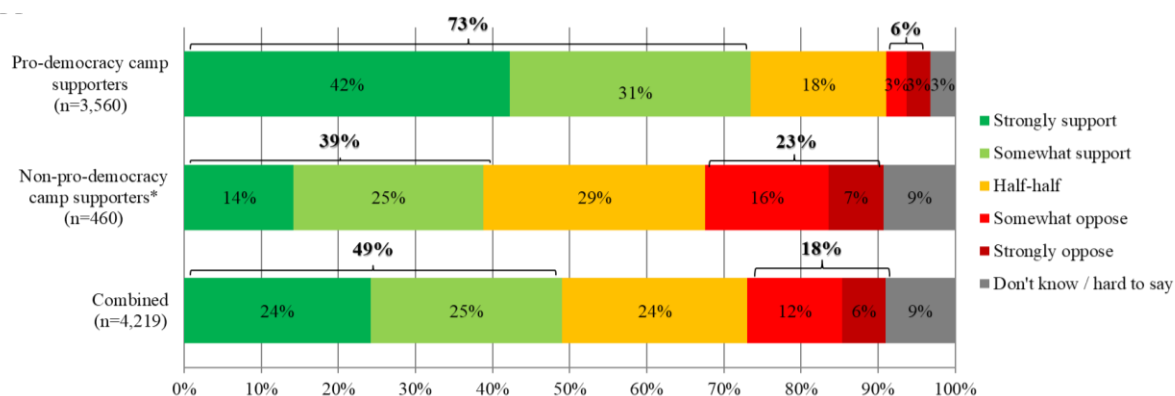
Table 5: Q3 Survey results; Survey period: 28/10-2/11/2022

Q3 There are views that the situation of brain drain can only be alleviated when the SAR Government improves the socio-political environment of Hong Kong. How much do you support or oppose this view?	Pro-democracy camp supporters (Base=3,560)	Non-pro-democracy camp supporters ^[4] (Base=460)	Combined (Base=4,219)
Strongly support	42%	14%	24%
Somewhat support } Support	31% } 73%	25% } 39%	25% } 49%
Half-half	18%	29%	24%
Somewhat oppose } Oppose	3% } 6%	16% } 23%	12% } 18%
Strongly oppose	3%	7%	6%
Don't know / hard to say	3%	9%	9%
Mean ^[5]	4.1	3.2	3.5

[4] Include: pro-establishment camp supporters, centrist supporters, no political inclination / politically neutral / do not belong to any camp

[5] The mean value is calculated by quantifying all individual responses into 1, 2, 3, 4, 5 marks according to their degree of support, where 1 is the lowest and 5 the highest, and then calculate the sample mean

Chart 3: Q3 Combined chart



* Include: pro-establishment camp supporters, centrist supporters, no political inclination / politically neutral / do not belong to any camp

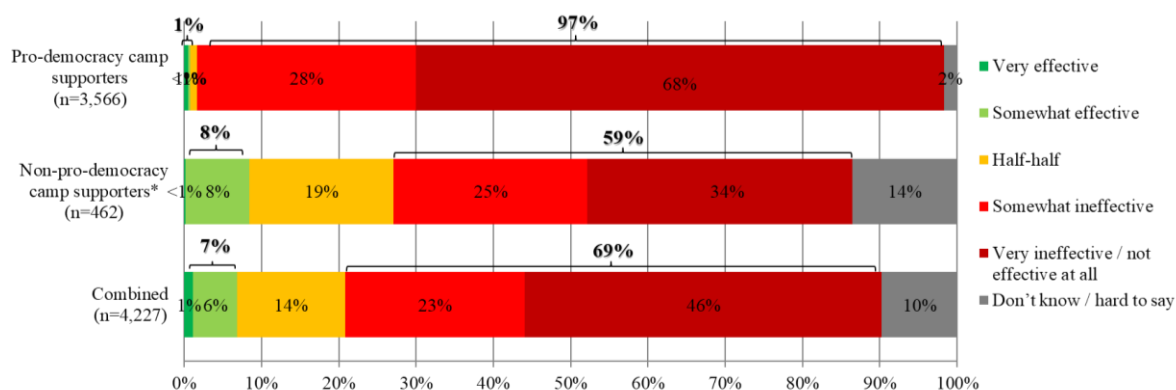
Table 6: Q4 Survey results; Survey period: 28/10-2/11/2022

Q4 How effective / ineffective do you think the policies proposed in the Policy Address will be, in terms of “making Hongkongers who want to emigrate overseas change their minds”?	Pro-democracy camp supporters (Base=3,566)	Non-pro-democracy camp supporters ^[6] (Base=462)	Combined (Base=4,227)
Very effective	1%	<1%	1%
Somewhat effective } Effective	<1%	8%	6%
Half-half	1%	19%	14%
Somewhat ineffective	28%	25%	23%
Very ineffective / not effective at all } Ineffective	68%	34%	46%
Don't know / hard to say	2%	14%	10%
Mean ^[7]	1.3	2.0	1.8

[6] Include: pro-establishment camp supporters, centrist supporters, no political inclination / politically neutral / do not belong to any camp

[7] The mean value is calculated by quantifying all individual responses into 1, 2, 3, 4, 5 marks according to their degree of effectiveness, where 1 is the lowest and 5 the highest, and then calculate the sample mean

Chart 4: Q4 Combined chart



* Include: pro-establishment camp supporters, centrist supporters, no political inclination / politically neutral / do not belong to any camp

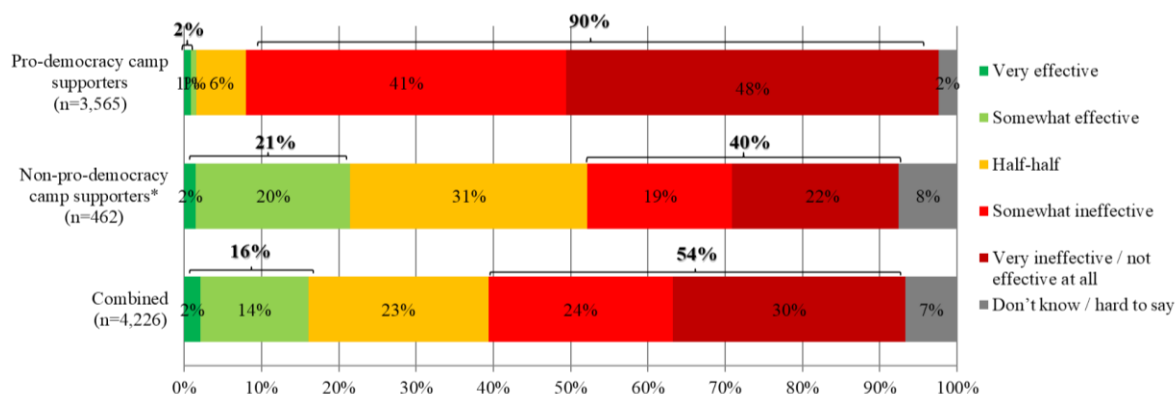
Table 7: Q5 Survey results; Survey period: 28/10-2/11/2022

Q5 A series of measures were proposed in the latest Policy Address to attract talents to work in Hong Kong. Overall, how effective / ineffective do you think these measures will be?	Pro-democracy camp supporters (Base=3,565)	Non-pro-democracy camp supporters ^[8] (Base=462)	Combined (Base=4,226)
Very effective	1%	2%	2%
Somewhat effective	1%	20%	14%
Half-half	6%	31%	23%
Somewhat ineffective	41%	19%	24%
Very ineffective / not effective at all	48%	22%	30%
Don't know / hard to say	2%	8%	7%
Mean ^[9]	1.6	2.6	2.3

[8] Include: pro-establishment camp supporters, centrist supporters, no political inclination / politically neutral / do not belong to any camp

[9] The mean value is calculated by quantifying all individual responses into 1, 2, 3, 4, 5 marks according to their degree of effectiveness, where 1 is the lowest and 5 the highest, and then calculate the sample mean

Chart 5: Q5 Combined chart



* Include: pro-establishment camp supporters, centrist supporters, no political inclination / politically neutral / do not belong to any camp

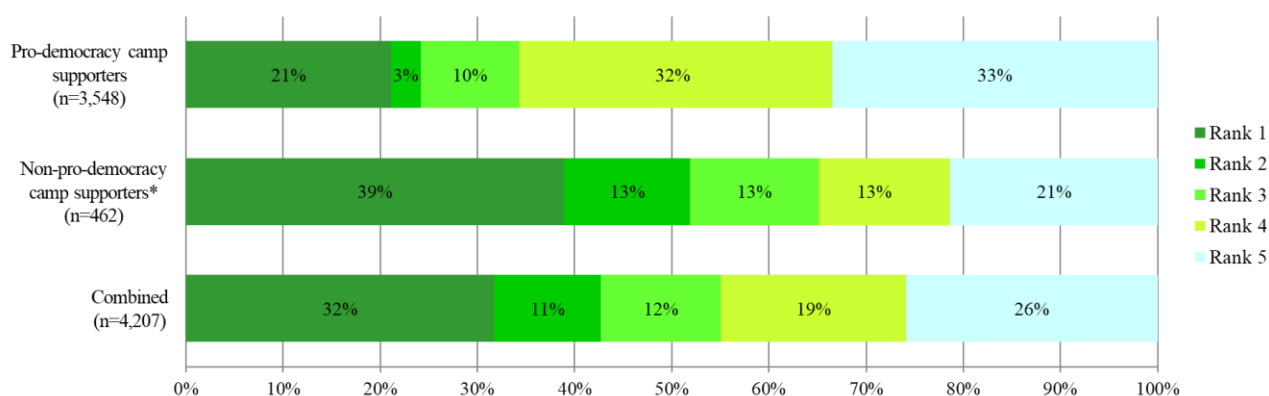
Table 8: Q6a Survey results; Survey period: 28/10-2/11/2022

Q6a How important do you think salary and benefits is in attracting talents to work in Hong Kong? Please rank them from high to low according to their importance.	Pro-democracy camp supporters (n=3,548)	Non-pro-democracy camp supporters ^[10] (n=462)	Combined (n=4,207)
Rank 1	21%	39%	32%
Rank 2	3%	13%	11%
Rank 3	10%	13%	12%
Rank 4	32%	13%	19%
Rank 5	33%	21%	26%
Mean^[11]	3.5	2.7	3.0

[10] Include: pro-establishment camp supporters, centrist supporters, no political inclination / politically neutral / do not belong to any camp

[11] The mean value is calculated by quantifying all individual responses into 1, 2, 3, 4, 5 marks according to their degree of importance, where 1 is the lowest and 5 the highest, and then calculate the sample mean

Chart 6: Q6a Combined chart



* Include: pro-establishment camp supporters, centrist supporters, no political inclination / politically neutral / do not belong to any camp

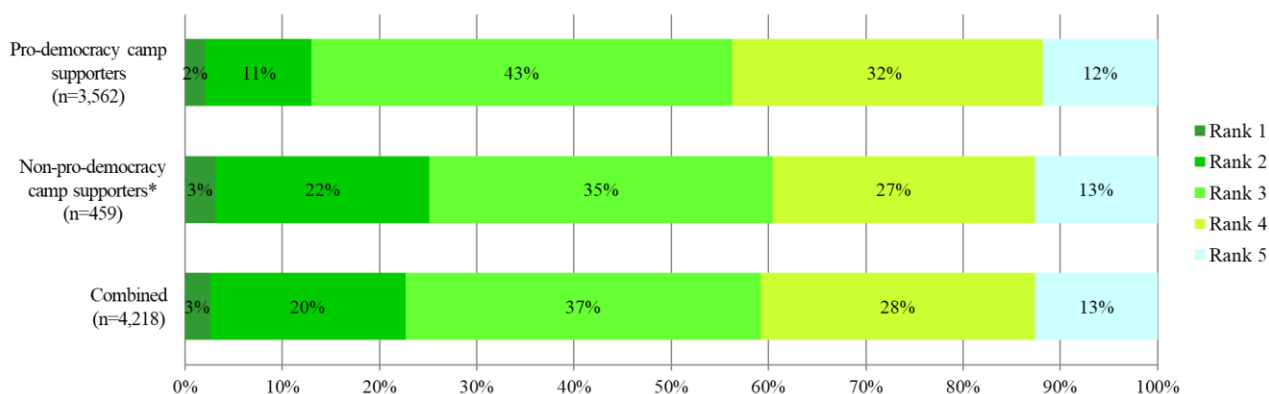
Table 9: Q6b Survey results; Survey period: 28/10-2/11/2022

Q6b How important do you think corruption-free society is in attracting talents to work in Hong Kong? Please rank them from high to low according to their importance.	Pro-democracy camp supporters (n=3,562)	Non-pro-democracy camp supporters ^[12] (n=459)	Combined (n=4,218)
Rank 1	2%	3%	3%
Rank 2	11%	22%	20%
Rank 3	43%	35%	37%
Rank 4	32%	27%	28%
Rank 5	12%	13%	13%
Mean^[13]	3.4	3.2	3.3

[12] Include: pro-establishment camp supporters, centrist supporters, no political inclination / politically neutral / do not belong to any camp

[13] The mean value is calculated by quantifying all individual responses into 1, 2, 3, 4, 5 marks according to their degree of importance, where 1 is the lowest and 5 the highest, and then calculate the sample mean

Chart 7: Q6b Combined chart



* Include: pro-establishment camp supporters, centrist supporters, no political inclination / politically neutral / do not belong to any camp

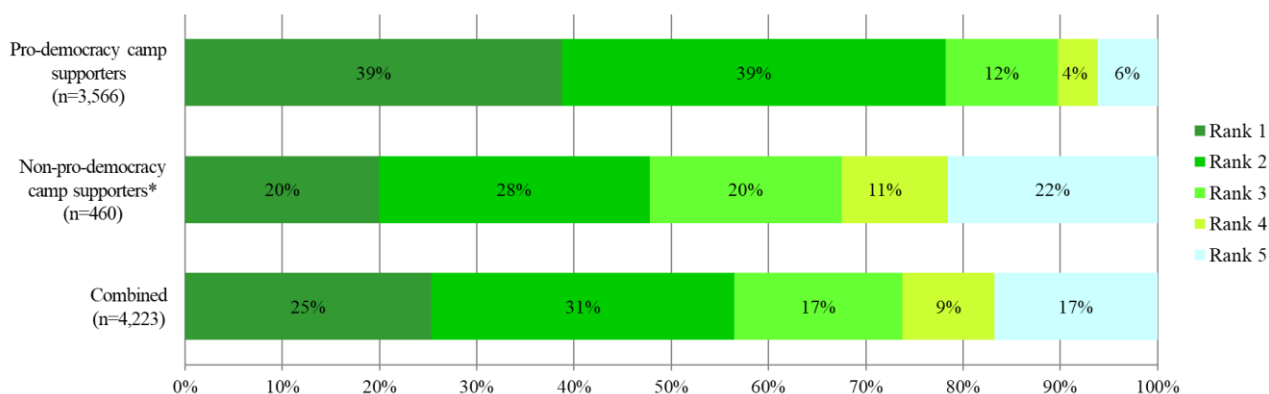
Table 10: Q6c Survey results; Survey period: 28/10-2/11/2022

Q6c How important do you think independent judiciary is in attracting talents to work in Hong Kong? Please rank them from high to low according to their importance.	Pro-democracy camp supporters (n=3,566)	Non-pro-democracy camp supporters ^[14] (n=460)	Combined (n=4,223)
Rank 1	39%	20%	25%
Rank 2	39%	28%	31%
Rank 3	12%	20%	17%
Rank 4	4%	11%	9%
Rank 5	6%	22%	17%
Mean^[15]	2.0	2.9	2.6

[14] Include: pro-establishment camp supporters, centrist supporters, no political inclination / politically neutral / do not belong to any camp

[15] The mean value is calculated by quantifying all individual responses into 1, 2, 3, 4, 5 marks according to their degree of importance, where 1 is the lowest and 5 the highest, and then calculate the sample mean

Chart 8: Q6c Combined chart



* Include: pro-establishment camp supporters, centrist supporters, no political inclination / politically neutral / do not belong to any camp

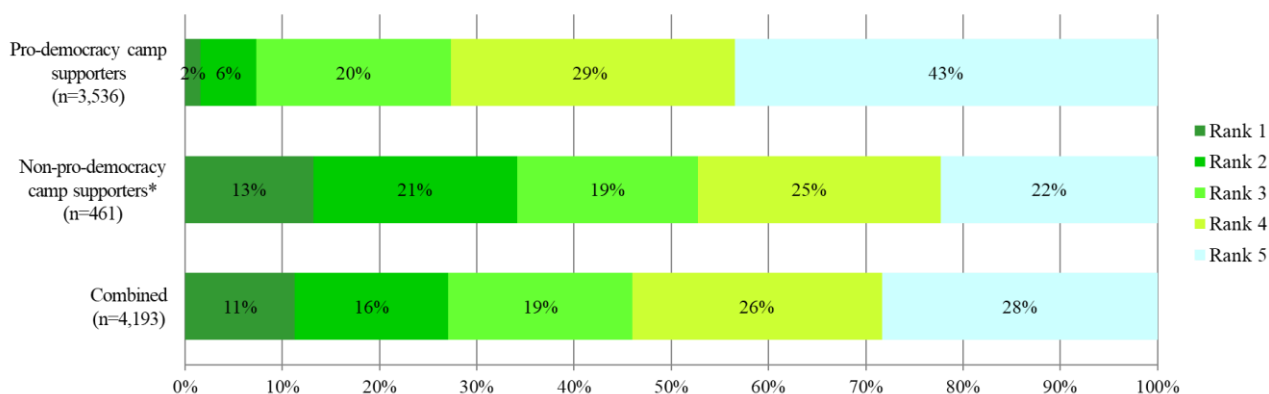
Table 11: Q6d Survey results; Survey period: 28/10-2/11/2022

Q6d How important do you think harmonious society is in attracting talents to work in Hong Kong? Please rank them from high to low according to their importance.	Pro-democracy camp supporters (n=3,536)	Non-pro-democracy camp supporters ^[16] (n=461)	Combined (n=4,193)
Rank 1	2%	13%	11%
Rank 2	6%	21%	16%
Rank 3	20%	19%	19%
Rank 4	29%	25%	26%
Rank 5	43%	22%	28%
Mean^[17]	4.1	3.2	3.4

[16] Include: pro-establishment camp supporters, centrist supporters, no political inclination / politically neutral / do not belong to any camp

[17] The mean value is calculated by quantifying all individual responses into 1, 2, 3, 4, 5 marks according to their degree of importance, where 1 is the lowest and 5 the highest, and then calculate the sample mean

Chart 9: Q6d Combined chart



* Include: pro-establishment camp supporters, centrist supporters, no political inclination / politically neutral / do not belong to any camp

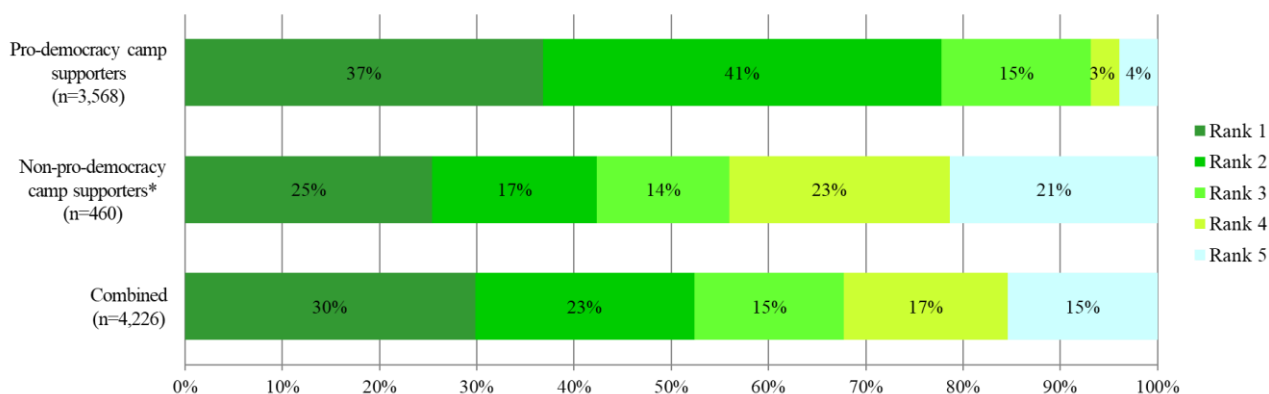
Table 12: Q6e Survey results; Survey period: 28/10-2/11/2022

Q6e How important do you think civil rights are protected is in attracting talents to work in Hong Kong? Please rank them from high to low according to their importance.	Pro-democracy camp supporters (n=3,568)	Non-pro-democracy camp supporters ^[18] (n=460)	Combined (n=4,226)
Rank 1	37%	25%	30%
Rank 2	41%	17%	23%
Rank 3	15%	14%	15%
Rank 4	3%	23%	17%
Rank 5	4%	21%	15%
Mean^[19]	2.0	3.0	2.7

[18] Include: pro-establishment camp supporters, centrist supporters, no political inclination / politically neutral / do not belong to any camp

[19] The mean value is calculated by quantifying all individual responses into 1, 2, 3, 4, 5 marks according to their degree of importance, where 1 is the lowest and 5 the highest, and then calculate the sample mean

Chart 10: Q6e Combined chart



* Include: pro-establishment camp supporters, centrist supporters, no political inclination / politically neutral / do not belong to any camp

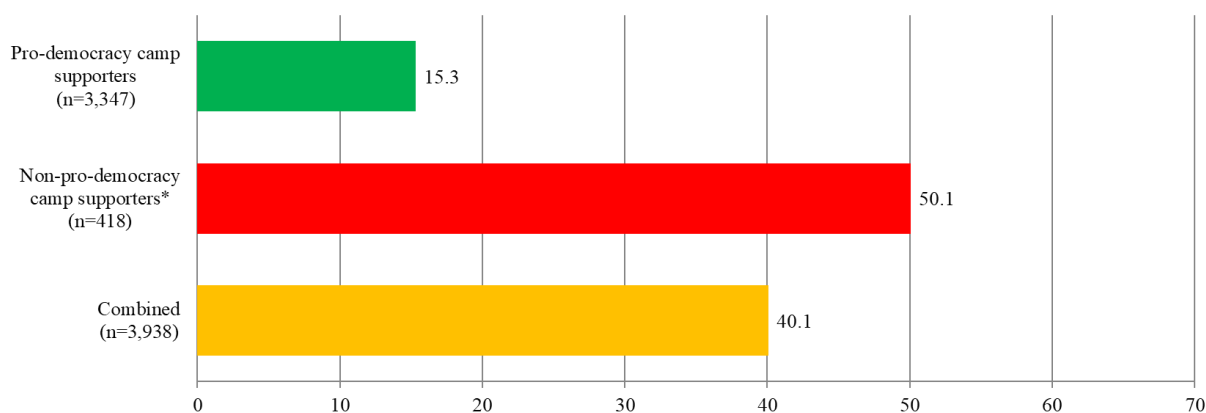
Part 2:
Policy Address
Follow-up Survey

Table 13: Q1 Survey results; Survey period: 28/10-2/11/2022

Q1 Please rate on a scale of 0 to 100 your extent of satisfaction with this year’s Policy Address of the Chief Executive John Lee, with 0 indicating very dissatisfied, 100 indicating very satisfied and 50 indicating half-half. How would you rate the Policy Address this year?	Pro-democracy camp supporters (n=3,347)	Non-pro-democracy camp supporters^[20] (n=418)	Combined (n=3,938)
Mean	15.3	50.1	40.1

[20] Include: pro-establishment camp supporters, centrist supporters, no political inclination / politically neutral / do not belong to any camp

Chart 11: Q1 Combined chart



* Include: pro-establishment camp supporters, centrist supporters, no political inclination / politically neutral / do not belong to any camp

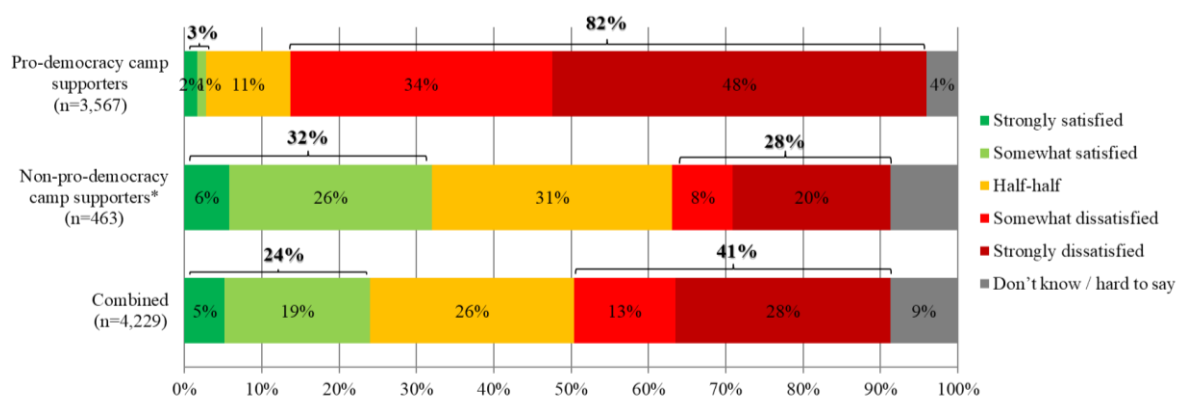
Table 14: Q2 Survey results; Survey period: 28/10-2/11/2022

Q2 Overall, are you satisfied or not with this year’s Policy Address of the Chief Executive John Lee?	Pro-democracy camp supporters (n=3,567)	Non-pro-democracy camp supporters ^[21] (n=463)	Combined (n=4,229)
Very much satisfied } Satisfied	2%	6%	5%
Somewhat satisfied } Satisfied	1%	26%	19%
Half-half	11%	31%	26%
Somewhat dissatisfied } Dissatisfied	34%	8%	13%
Very much dissatisfied } Dissatisfied	48%	20%	28%
Don’t know / hard to say	4%	9%	9%
Mean^[22]	1.7	2.9	2.6

[21] Include: pro-establishment camp supporters, centrist supporters, no political inclination / politically neutral / do not belong to any camp

[22] The mean value is calculated by quantifying all individual responses into 1, 2, 3, 4, 5 marks according to their degree of satisfaction level, where 1 is the lowest and 5 the highest, and then calculate the sample mean.

Chart 12: Q2 Combined chart



* Include: pro-establishment camp supporters, centrist supporters, no political inclination / politically neutral / do not belong to any camp

Appendices

Appendix 1: Demographic profile of respondents

Gender:	Pro-democracy camp supporters				Non-pro-democracy camp supporters #				Total			
	Raw sample		Weighted sample		Raw sample		Weighted sample		Raw sample		Weighted sample	
	Freq	%	Freq	%	Freq	%	Freq	%	Freq	%	Freq	%
Male	2,107	59.0%	176	20.8%	274	59.2%	1,538	52.8%	2,492	58.9%	1,994	47.1%
Female	1,455	40.7%	667	79.1%	186	40.2%	1,367	46.9%	1,726	40.8%	2,223	52.5%
Other	10	0.3%	1	0.1%	3	0.6%	10	0.3%	15	0.4%	15	0.3%
Total	3,572	100.0%	843	100.0%	463	100.0%	2,914	100.0%	4,233	100.0%	4,232	100.0%
Missing case(s)	0		0		0		0		1		2	

Age:	Pro-democracy camp supporters				Non-pro-democracy camp supporters #				Total			
	Raw sample		Weighted sample		Raw sample		Weighted sample		Raw sample		Weighted sample	
	Freq	%	Freq	%	Freq	%	Freq	%	Freq	%	Freq	%
12 - 29	450	12.6%	231	27.4%	33	7.1%	432	14.8%	514	12.1%	777	18.4%
30 - 39	898	25.1%	79	9.3%	83	17.9%	417	14.3%	1,037	24.5%	569	13.4%
40 - 49	873	24.4%	86	10.2%	106	22.9%	542	18.6%	1,030	24.3%	768	18.1%
50 - 59	791	22.2%	173	20.5%	117	25.3%	478	16.4%	945	22.3%	685	16.2%
60 or above	559	15.7%	275	32.6%	124	26.8%	1,045	35.9%	707	16.7%	1,435	33.9%
Total	3,571	100.0%	843	100.0%	463	100.0%	2,914	100.0%	4,233	100.0%	4,234	100.0%
Missing case(s)	1		<1		0		0		1		<1	

Education attainment:	Pro-democracy camp supporters				Non-pro-democracy camp supporters #				Total			
	Raw sample		Weighted sample		Raw sample		Weighted sample		Raw sample		Weighted sample	
	Freq	%	Freq	%	Freq	%	Freq	%	Freq	%	Freq	%
Primary or below	7	0.2%	2	0.2%	1	0.2%	14	0.5%	8	0.2%	16	0.4%
Secondary	506	14.2%	384	45.6%	105	22.7%	1,147	39.4%	634	15.3%	1,632	39.4%
Tertiary or above	3,057	85.6%	457	54.2%	357	77.1%	1,753	60.2%	3,506	84.5%	2,500	60.3%
Total	3,570	100.0%	843	100.0%	463	100.0%	2,914	100.0%	4,148	100.0%	4,148	100.0%
Missing case(s)	2		<1		0		0		86		86	

Occupation:	Pro-democracy camp supporters				Non-pro-democracy camp supporters #				Total			
	Raw sample		Weighted sample		Raw sample		Weighted sample		Raw sample		Weighted sample	
	Freq	%	Freq	%	Freq	%	Freq	%	Freq	%	Freq	%
Administrators and professionals	1,430	40.1%	76	9.1%	162	35.0%	629	21.6%	1,621	39.1%	731	17.6%
Clerks and service workers	971	27.2%	271	32.3%	115	24.8%	1,001	34.4%	1,127	27.2%	1,413	34.1%
Workers	90	2.5%	14	1.7%	14	3.0%	81	2.8%	108	2.6%	140	3.4%
Students	134	3.8%	54	6.4%	11	2.4%	176	6.1%	151	3.6%	256	6.2%
Home-makers / housewives	130	3.6%	167	19.9%	19	4.1%	229	7.9%	153	3.7%	428	10.3%
Others	811	22.7%	258	30.7%	142	30.7%	796	27.3%	982	23.7%	1,174	28.3%
Total	3,566	100.0%	840	100.0%	463	100.0%	2,914	100.0%	4,142	100.0%	4,142	100.0%
Missing case(s)	6		3		0		0		92		92	

Political inclination:	Pro-democracy camp supporters				Non-pro-democracy camp supporters #				Total			
	Raw sample		Weighted sample		Raw sample		Weighted sample		Raw sample		Weighted sample	
	Freq	%	Freq	%	Freq	%	Freq	%	Freq	%	Freq	%
Pro-democracy camp	2,046	57.3%	606	71.9%	0	0.0%	0	0.0%	2,046	49.3%	606	14.6%
Pro-establishment camp	0	0.0%	0	0.0%	29	6.3%	679	23.3%	29	0.7%	679	16.4%
Localist	1,526	42.7%	237	28.1%	0	0.0%	0	0.0%	1,526	36.8%	237	5.7%
Centrist	0	0.0%	0	0.0%	171	36.9%	704	24.2%	171	4.1%	704	17.0%
Others	0	0.0%	0	0.0%	0	0.0%	0	0.0%	44	1.1%	47	1.1%
No political inclination / politically neutral / don't belong to any camp	0	0.0%	0	0.0%	263	56.8%	1,531	52.6%	263	6.3%	1,531	37.0%
Don't know / hard to say	0	0.0%	0	0.0%	0	0.0%	0	0.0%	69	1.7%	335	8.1%
Total	3,572	100.0%	843	100.0%	463	100.0%	2,914	100.0%	4,148	100.0%	4,139	100.0%
Missing case(s)	0		0		0		0		86		95	

Appendix 2: Contact Information

Total valid samples	4,234
Survey period	28/10-2/11/2022
Success rate	5.0%
Questionnaires sent out	84,739
Questionnaires received	4,669
Ineligible samples	159
Invalid samples	0
Incomplete samples	276
Standard error	0.8%
Sampling error	1.5%

Appendix 3: Quantitative analyses

Brain drain and policies to attract talents Q1 Survey results, by camp type; Survey period: 28/10-2/11/2022

Q1 To the best of your knowledge, about how many of the people you know have emigrated overseas in the past three years?	Pro-democracy camp supporters	Non-pro-democracy camp supporters #	Total
	Percentages (Base=3,569)	Percentages (Base=463)	Percentages (Base=4,230)
None of them (i.e., 0)	2.1%	10.8%	8.9%
1	1.0%	1.8%	1.7%
2	5.4%	9.9%	8.0%
3-4	12.1%	25.1%	21.7%
5-9	27.5%	19.2%	21.0%
10-14	23.3%	16.2%	17.5%
15-19	9.4%	2.2%	3.9%
20-29	13.1%	8.1%	8.9%
30-49	2.6%	2.8%	2.6%
50 or more	3.1%	2.2%	3.3%
Don't know if there is any	0.4%	1.8%	2.6%
Total	100.0%	100.0%	100.0%
<i>Refuse to answer</i>	3	0	3

Including pro-establishment camp supporters, centrist supporters, no political inclination / politically neutral / do not belong to any camp

Brain drain and policies to attract talents Q2 Survey results, by camp type; Survey period: 28/10-2/11/2022

Q2 Compared to now, how fast / slow do you think the rate of brain drain from Hong Kong will be in the next two years?	Pro-democracy camp supporters	Non-pro-democracy camp supporters #	Total
	Percentages (Base=3,569)	Percentages (Base=459)	Percentages (Base=4,227)
Much faster	42.1%	15.4%	24.0%
Somewhat faster	43.8%	19.7%	25.7%
Same as now	7.9%	10.2%	10.7%
Somewhat slower	3.5%	34.3%	25.0%
Much slower / trend reversal (i.e., more returning than emigrating talents)	0.6%	9.5%	6.7%
Don't think there is brain drain now	0.0%	1.2%	0.9%
Don't know / hard to say	2.1%	9.7%	7.1%
Total	100.0%	100.0%	100.0%
<i>Refuse to answer</i>	3	4	7

Including pro-establishment camp supporters, centrist supporters, no political inclination / politically neutral / do not belong to any camp

Brain drain and policies to attract talents Q3 Survey results, by camp type; Survey period: 28/10-2/11/2022

Q3 There are views that the situation of brain drain can only be alleviated when the SAR Government improves the socio-political environment of Hong Kong. How much do you support or oppose this view?	Pro-democracy camp supporters	Non-pro-democracy camp supporters #	Total
	Percentages (Base=3,560)	Percentages (Base=460)	Percentages (Base=4,219)
Strongly support	42.2%	14.2%	24.2%
} Support	} 73.4%	} 38.8%	} 49.0%
Somewhat support	31.2%	24.6%	24.8%
Half-half	17.6%	28.7%	24.0%
Somewhat oppose	2.7%	16.0%	12.3%
} Oppose	} 5.7%	} 23.2%	} 18.0%
Strongly oppose	3.0%	7.2%	5.7%
Don't know / hard to say	3.3%	9.3%	9.0%
Total	100.0%	100.0%	100.0%
Mean values	4.1	3.2	3.5
Standard error of mean	<0.1	<0.1	<0.1
Median	4.0	3.0	4.0
<i>Refuse to answer</i>	12	3	15
Net value (Support- Oppose)	+67.7%	+15.7%	+31.1%

Including pro-establishment camp supporters, centrist supporters, no political inclination / politically neutral / do not belong to any camp

Brain drain and policies to attract talents Q4 Survey results, by camp type; Survey period: 28/10-2/11/2022

Q4 How effective / ineffective do you think the policies proposed in the Policy Address will be, in terms of "making Hongkongers who want to emigrate overseas change their minds"?	Pro-democracy camp supporters	Non-pro-democracy camp supporters #	Total
	Percentages	Percentages	Percentages
	(Base=3,566)	(Base=462)	(Base=4,227)
Very effective	0.5%	0.1%	1.1%
Somewhat effective	0.3%	8.3%	5.7%
Half-half	0.9%	18.6%	13.9%
Somewhat ineffective	28.3%	25.1%	23.3%
Very ineffective / not effective at all	68.3%	34.3%	46.2%
Don't know / hard to say	1.7%	13.5%	9.8%
Total	100.0%	100.0%	100.0%
Mean values	1.3	2.0	1.8
Standard error of mean	<0.1	<0.1	<0.1
Median	1.0	2.0	1.0
Refuse to answer	6	1	7
Net value (Effective- Ineffective)	-95.9%	-51.0%	-62.6%

Including pro-establishment camp supporters, centrist supporters, no political inclination / politically neutral / do not belong to any camp

Brain drain and policies to attract talents Q5 Survey results, by camp type; Survey period: 28/10-2/11/2022

Q5 A series of measures were proposed in the latest Policy Address to attract talents to work in Hong Kong. Overall, how effective / ineffective do you think these measures will be?	Pro-democracy camp supporters	Non-pro-democracy camp supporters #	Total
	Percentages (Base=3,565)	Percentages (Base=462)	Percentages (Base=4,226)
Very effective	0.9%	1.5%	2.1%
Somewhat effective	0.7%	20.0%	13.9%
Half-half	6.5%	30.7%	23.3%
Somewhat ineffective	41.4%	18.7%	23.9%
Very ineffective / not effective at all	48.2%	21.6%	30.1%
Don't know / hard to say	2.4%	7.6%	6.7%
Total	100.0%	100.0%	100.0%
Mean values	1.6	2.6	2.3
Standard error of mean	<0.1	<0.1	<0.1
Median	2.0	3.0	2.0
Refuse to answer	7	1	8
Net value (Effective- Ineffective)	-88.0%	-18.8%	-37.9%

Including pro-establishment camp supporters, centrist supporters, no political inclination / politically neutral / do not belong to any camp

Brain drain and policies to attract talents Q6a Survey results, by camp type; Survey period: 28/10-2/11/2022

Q6a How important do you think are the following five factors in attracting talents to work in Hong Kong? Please rank them from high to low according to their importance. [Salary and benefits]	Pro-democracy camp supporters	Non-pro-democracy camp supporters #	Total
	Percentages	Percentages	Percentages
	(Base=3,548)	(Base=462)	(Base=4,207)
Rank 1	21.1%	39.0%	31.7%
Rank 2	3.1%	12.9%	11.0%
Rank 3	10.1%	13.3%	12.3%
Rank 4	32.3%	13.5%	19.1%
Rank 5	33.5%	21.3%	25.8%
Total	100.0%	100.0%	100.0%
<i>Refuse to answer</i>	24	1	25

Including pro-establishment camp supporters, centrist supporters, no political inclination / politically neutral / do not belong to any camp

Brain drain and policies to attract talents Q6b Survey results, by camp type; Survey period: 28/10-2/11/2022

Q6b How important do you think are the following five factors in attracting talents to work in Hong Kong? Please rank them from high to low according to their importance. [Corruption-free society]	Pro-democracy camp supporters	Non-pro-democracy camp supporters #	Total
	Percentages	Percentages	Percentages
	(Base=3,562)	(Base=459)	(Base=4,218)
Rank 1	2.1%	3.1%	2.6%
Rank 2	10.9%	22.0%	20.1%
Rank 3	43.2%	35.2%	36.6%
Rank 4	32.0%	27.0%	28.2%
Rank 5	11.8%	12.6%	12.6%
Total	100.0%	100.0%	100.0%
<i>Refuse to answer</i>	<i>10</i>	<i>4</i>	<i>14</i>

Including pro-establishment camp supporters, centrist supporters, no political inclination / politically neutral / do not belong to any camp

Brain drain and policies to attract talents Q6c Survey results, by camp type; Survey period: 28/10-2/11/2022

Q6c How important do you think are the following five factors in attracting talents to work in Hong Kong? Please rank them from high to low according to their importance. [Independent judiciary]	Pro-democracy camp supporters	Non-pro-democracy camp supporters #	Total
	Percentages	Percentages	Percentages
	(Base=3,566)	(Base=460)	(Base=4,223)
Rank 1	38.8%	20.0%	25.3%
Rank 2	39.4%	27.8%	31.2%
Rank 3	11.6%	19.8%	17.3%
Rank 4	4.1%	10.9%	9.4%
Rank 5	6.2%	21.5%	16.8%
Total	100.0%	100.0%	100.0%
<i>Refuse to answer</i>	6	3	9

Including pro-establishment camp supporters, centrist supporters, no political inclination / politically neutral / do not belong to any camp

Brain drain and policies to attract talents Q6d Survey results, by camp type; Survey period: 28/10-2/11/2022

Q6d How important do you think are the following five factors in attracting talents to work in Hong Kong? Please rank them from high to low according to their importance. [Harmonious society]	Pro-democracy camp supporters	Non-pro-democracy camp supporters #	Total
	Percentages	Percentages	Percentages
	(Base=3,536)	(Base=461)	(Base=4,193)
Rank 1	1.6%	13.2%	11.3%
Rank 2	5.7%	21.0%	15.8%
Rank 3	20.0%	18.6%	18.9%
Rank 4	29.2%	25.0%	25.7%
Rank 5	43.5%	22.3%	28.3%
Total	100.0%	100.0%	100.0%
<i>Refuse to answer</i>	36	2	38

Including pro-establishment camp supporters, centrist supporters, no political inclination / politically neutral / do not belong to any camp

Brain drain and policies to attract talents Q6e Survey results, by camp type; Survey period: 28/10-2/11/2022

Q6e How important do you think are the following five factors in attracting talents to work in Hong Kong? Please rank them from high to low according to their importance. [Civil rights are protected]	Pro-democracy camp supporters	Non-pro-democracy camp supporters #	Total
	Percentages	Percentages	Percentages
	(Base=3,568)	(Base=460)	(Base=4,226)
Rank 1	36.8%	25.4%	29.8%
Rank 2	41.0%	16.9%	22.5%
Rank 3	15.4%	13.6%	15.4%
Rank 4	3.0%	22.7%	16.8%
Rank 5	3.9%	21.3%	15.4%
Total	100.0%	100.0%	100.0%
<i>Refuse to answer</i>	4	3	7

Including pro-establishment camp supporters, centrist supporters, no political inclination / politically neutral / do not belong to any camp

Brain drain and policies to attract talents Q6_1 Survey results, by camp type; Survey period: 28/10-2/11/2022

Q6_1 How important do you think are the following five factors in attracting talents to work in Hong Kong? Please rank them from high to low according to their importance. [Rank 1]	Pro-democracy camp supporters	Non-pro-democracy camp supporters #	Total
	Percentages	Percentages	Percentages
	(Base=3,572)	(Base=463)	(Base=4,234)
Salary and benefits	20.8%	39.0%	31.6%
Corruption-free society	2.1%	3.1%	2.6%
Independent judiciary	38.7%	19.7%	25.0%
Harmonious society	1.6%	13.2%	11.3%
Civil rights are protected	36.8%	25.1%	29.5%
Total	100.0%	100.0%	100.0%
<i>Refuse to answer</i>	0	0	0

Including pro-establishment camp supporters, centrist supporters, no political inclination / politically neutral / do not belong to any camp

Brain drain and policies to attract talents Q6_2 Survey results, by camp type; Survey period: 28/10-2/11/2022

Q6_2 How important do you think are the following five factors in attracting talents to work in Hong Kong? Please rank them from high to low according to their importance. [Rank 2]	Pro-democracy camp supporters	Non-pro-democracy camp supporters #	Total
	Percentages	Percentages	Percentages
	(Base=3,571)	(Base=462)	(Base=4,230)
Salary and benefits	3.1%	12.9%	11.0%
Corruption-free society	10.9%	22.0%	20.0%
Independent judiciary	39.4%	27.4%	30.9%
Harmonious society	5.7%	21.0%	15.8%
Civil rights are protected	40.9%	16.7%	22.3%
Total	100.0%	100.0%	100.0%
<i>Refuse to answer</i>	<i>1</i>	<i>1</i>	<i>2</i>

Including pro-establishment camp supporters, centrist supporters, no political inclination / politically neutral / do not belong to any camp

Brain drain and policies to attract talents Q6 3 Survey results, by camp type; Survey period: 28/10-2/11/2022

Q6_3 How important do you think are the following five factors in attracting talents to work in Hong Kong? Please rank them from high to low according to their importance. [Rank 3]	Pro-democracy camp supporters	Non-pro-democracy camp supporters #	Total
	Percentages	Percentages	Percentages
	(Base=3,566)	(Base=462)	(Base=4,225)
Salary and benefits	9.9%	13.3%	12.3%
Corruption-free society	43.1%	35.2%	36.5%
Independent judiciary	11.6%	19.5%	17.1%
Harmonious society	20.0%	18.6%	18.9%
Civil rights are protected	15.4%	13.4%	15.2%
Total	100.0%	100.0%	100.0%
<i>Refuse to answer</i>	6	1	7

Including pro-establishment camp supporters, centrist supporters, no political inclination / politically neutral / do not belong to any camp

Brain drain and policies to attract talents Q6_4 Survey results, by camp type; Survey period: 28/10-2/11/2022

Q6_4 How important do you think are the following five factors in attracting talents to work in Hong Kong? Please rank them from high to low according to their importance. [Rank 4]	Pro-democracy camp supporters	Non-pro-democracy camp supporters #	Total
	Percentages	Percentages	Percentages
	(Base=3,547)	(Base=458)	(Base=4,202)
Salary and benefits	31.9%	13.7%	19.3%
Corruption-free society	31.9%	27.4%	28.5%
Independent judiciary	4.1%	10.9%	9.4%
Harmonious society	29.1%	25.3%	25.9%
Civil rights are protected	3.0%	22.7%	16.8%
Total	100.0%	100.0%	100.0%
<i>Refuse to answer</i>	25	5	30

Including pro-establishment camp supporters, centrist supporters, no political inclination / politically neutral / do not belong to any camp

Brain drain and policies to attract talents Q6_5 Survey results, by camp type; Survey period: 28/10-2/11/2022

Q6_5 How important do you think are the following five factors in attracting talents to work in Hong Kong? Please rank them from high to low according to their importance. [Rank 5]	Pro-democracy camp supporters	Non-pro-democracy camp supporters #	Total
	Percentages	Percentages	Percentages
	(Base=3,524)	(Base=457)	(Base=4,176)
Salary and benefits	33.6%	21.6%	26.2%
Corruption-free society	12.0%	12.8%	12.7%
Independent judiciary	6.3%	21.6%	16.9%
Harmonious society	44.2%	22.6%	28.7%
Civil rights are protected	4.0%	21.3%	15.5%
Total	100.0%	100.0%	100.0%
<i>Refuse to answer</i>	48	6	54

Including pro-establishment camp supporters, centrist supporters, no political inclination / politically neutral / do not belong to any camp

Policy Address Follow-up Survey Q1 Survey results, by camp type; Survey period: 28/10-2/11/2022

Q1 Please rate on a scale of 0 to 100 your extent of satisfaction with this year's Policy Address of the Chief Executive John Lee, with 0 indicating very dissatisfied, 100 indicating very satisfied and 50 indicating half-half. How would you rate the Policy Address this year?	Pro-democracy camp supporters	Non-pro-democracy camp supporters #	Total
	Percentages (Base=3,347)	Percentages (Base=418)	Percentages (Base=3,938)
Mean values	15.3	50.1	40.1
Standard error of mean	0.8	0.6	0.6
Median	0.0	60.0	45.0
<i>Refuse to answer</i>	225	45	270

Including pro-establishment camp supporters, centrist supporters, no political inclination / politically neutral / do not belong to any camp

Policy Address Follow-up Survey Q2 Survey results, by camp type; Survey period: 28/10-2/11/2022

Q2 Overall, are you satisfied or not with this year's Policy Address of the Chief Executive John Lee?	Pro-democracy camp supporters	Non-pro-democracy camp supporters #	Total
	Percentages	Percentages	Percentages
	(Base=3,567)	(Base=463)	(Base=4,229)
Very satisfied	1.6%	5.7%	5.2%
} Satisfied	2.8%	32.0%	24.0%
Somewhat satisfied	1.2%	26.3%	18.8%
Half-half	10.9%	31.1%	26.4%
Somewhat dissatisfied /	33.8%	7.8%	13.1%
Not quite satisfied	82.2%	28.2%	40.9%
} Dissatisfied			
Very dissatisfied	48.4%	20.4%	27.8%
Don't know / hard to say	4.1%	8.7%	8.7%
Total	100.0%	100.0%	100.0%
Mean values	1.7	2.9	2.6
Standard error of mean	<0.1	<0.1	<0.1
Median	1.0	3.0	3.0
Refuse to answer	5	0	5
Net value (Satisfied- Dissatisfied)	-79.4%	+3.8%	-16.9%

Including pro-establishment camp supporters, centrist supporters, no political inclination / politically neutral / do not belong to any camp

Appendix 4: Survey questionnaire (28/10-2/11/2022)

We Hongkongers & Community Health Survey

Hong Kong Public Opinion Research Institute is politically neutral. We welcome different opinions. All personal data will be kept strictly confidential. You can fill in the questionnaire again to express your latest views. When we need to work on the data, your last submission will be used. For enquiries, please email us at panel@pori.hk.

Last updated: xxxx-xx-xx

Tentative next update: xxxx-xx-xx

***Required**

Eligibility Confirmation

Are you a Hong Kong resident aged 12 or above (i.e., currently residing in Hong Kong)? *

- Yes
- No

Policy Address Follow-up Survey

Please rate on a scale of 0 to 100 your extent of satisfaction with this year's Policy Address of the Chief Executive John Lee, with 0 indicating very dissatisfied, 100 indicating very satisfied and 50 indicating half-half. How would you rate the Policy Address this year?

- _____
- Don't know / hard to say

Overall, are you satisfied or not with this year's Policy Address of the Chief Executive John Lee?

- Very satisfied
- Somewhat satisfied
- Half-half
- Somewhat dissatisfied / Not quite satisfied
- Very much dissatisfied
- Don't know / hard to say

We Hongkongers Series

To the best of your knowledge, about how many of the people you know have emigrated overseas in the past three years?

- None of them (i.e., 0)
- _____ (If you are not sure, please try your best to fill in an approximate number, or choose the best answer from the following ranges provided)
- 1
- 2
- 3 – 4
- 5 – 9
- 10 – 14
- 15 – 19
- 20 – 29
- 30 – 49
- 50 or more
- Don't know if there is any

Compared to now, how fast / slow do you think the rate of brain drain from Hong Kong will be in the next two years?

- Much faster
- Somewhat faster
- Same as now
- Somewhat slower
- Much slower / trend reversal (i.e., more returning than emigrating talents)
- Don't think there is brain drain now
- Don't know / hard to say

There are views that the situation of brain drain can only be alleviated when the SAR Government improves the socio-political environment of Hong Kong.

How much do you support or oppose this view?

- Strongly support
- Somewhat support
- Half-half
- Somewhat oppose
- Strongly oppose
- Don't know / hard to say

How effective / ineffective do you think the policies proposed in the Policy Address will be, in terms of "making Hongkongers who want to emigrate overseas change their minds"?

- Very effective
- Somewhat effective
- Half-half
- Somewhat ineffective
- Very ineffective / not effective at all
- Don't know / hard to say

A series of measures were proposed in the latest Policy Address to attract talents to work in Hong Kong. Overall, how effective / ineffective do you think these measures will be?

- Very effective
- Somewhat effective
- Half-half
- Somewhat ineffective
- Very ineffective / not effective at all
- Don't know / hard to say

How important do you think are the following five factors in attracting talents to work in Hong Kong? Please rank them from high to low according to their importance.

(Randomise the three conditions)

	Rank (1 - 5)	Don't know / hard to say
Salary and benefits		
Corruption-free society		
Independent judiciary		
Harmonious society		
Civil rights are protected		

Community Health

Have you ever contracted COVID-19?

- Yes
- No / don't know

How likely do you think it is that you will contract or re-contract COVID-19 over the next one month?*(Please select the closest answer)*

- | | | |
|---|----------------------------------|---|
| <input type="radio"/> 0% chance (Certainly not) | <input type="radio"/> 20% chance | <input type="radio"/> 70% chance |
| <input type="radio"/> 0.001% chance (1 in 100,000) | <input type="radio"/> 25% chance | <input type="radio"/> 80% chance |
| <input type="radio"/> 0.01% chance (1 in 10,000) | <input type="radio"/> 30% chance | <input type="radio"/> 90% chance |
| <input type="radio"/> 0.1% chance (1 in 1,000) | <input type="radio"/> 35% chance | <input type="radio"/> 100% chance (Certainly will) |
| <input type="radio"/> 1% chance (1 in 100) | <input type="radio"/> 40% chance | <input type="radio"/> _____ % chance |
| <input type="radio"/> 5% chance (1 in 20) | <input type="radio"/> 45% chance | <input type="radio"/> Don't know / hard to say |
| <input type="radio"/> 10% chance (1 in 10) | <input type="radio"/> 50% chance | |
| <input type="radio"/> 15% chance | <input type="radio"/> 60% chance | |

Do you think the regulation prohibiting gatherings of more than a specific number of people in public places should be completely lifted unconditionally in Hong Kong?

- Yes, the ban should be lifted unconditionally → [Skip questions related to this regulation](#)
- No, it should depend on the epidemic situation
- Don't know / hard to say

For reference, there are 3,674 additional positive cases on July 14, 2022**How many additional positive cases each day should there be before it would be appropriate to prohibit gatherings of more than 2 people?***(The pandemic should be at its worst)*

- Number of additional positive cases each day: _____
- Don't know / hard to say

How many additional positive cases each day should there be before it would be appropriate to prohibit gatherings of more than 4 people?

- Number of additional positive cases each day: _____
- Don't know / hard to say

How many additional positive cases each day should there be before it would be appropriate to prohibit gatherings of more than 8 people?

- Number of additional positive cases each day: _____
- Don't know / hard to say

How many additional positive cases each day should there be before it would be appropriate to prohibit gatherings of more than 16 people?

- Number of additional positive cases each day: _____

- Don't know / hard to say

If necessary, please list combinations of [number of cases & number of people allowed in gatherings] that you think is appropriate in the field below:

After how many days of zero infection do you think the group gathering ban should be lifted altogether?

_____ day(s)

How satisfied or dissatisfied are you with the government's performance in handling COVID-19?

- Very much satisfied
- Somewhat satisfied
- Half-half
- Somewhat dissatisfied
- Very much dissatisfied
- Don't know / hard to say

Other Opinions

Generally speaking, how satisfied or dissatisfied are you with the current in Hong Kong?

(Randomise the three conditions)

	Very much satisfied	Somewhat satisfied	Half-half	Somewhat dissatisfied	Very much dissatisfied	Don't know / hard to say
Political condition						
Economic condition						
Livelihood condition						

In the 2021 Legislative Council Election, did you vote, was a registered voter but did not vote, or not a registered voter?

(The “2021 Legislative Council Election” is the one that formed the current Legislative Council)

- Voted
- Was a registered voter, but did not vote
- Not a registered voter
- Don't remember / don't know / hard to say

Personal Information

This section is about personal information. If you have already provided relevant information in this survey series and have nothing to add or update, you may skip these questions. We will use the past data you provided in this survey series for analysis.

- I have already provided my personal information, and has nothing to add or update ([skip questions on personal information](#))
- Provide / update personal information now

Gender

- Male
- Female
- Other

Age

- _____ years old
- 12 - 14
- 15 - 17
- 18 - 19
- 20 - 24
- 25 - 29
- 30 - 34
- 35 - 39
- 40 - 44
- 45 - 49
- 50 - 54
- 55 - 59
- 60 - 64
- 65 - 69
- 70 or above

Educational attainment

(The highest level attended, regardless of whether you have completed the course, including what you are attending)

- Primary or below
- Lower secondary (Secondary 1 to 3)
- Upper secondary (Secondary 4 to 7 / DSE / Yi Jin)
- Tertiary: non-degree course (including diploma / certificate / sub-degree course)
- Tertiary: bachelor degree course
- Tertiary: postgraduate school or above

Occupation

(Owner / self-employed / freelance / part time / civil servant are not valid answers, please answer according to the job nature or content)

- Administrator and professional
- Clerical and service worker

- Production worker
- Student
- Home-maker / housewife
- Retired person
- Unemployed / between jobs / other non-employed
- Other: _____

Which of the following best describes your political inclination?

(Randomise the four camps)

- Localist
- Pro-democracy camp
- Centrist
- Pro-establishment camp
- Other: _____
- No political inclination / politically neutral / do not belong to any camp
- Don't know / hard to say

End of Questionnaire

Thank you for completing the survey. For enquiries, please email us at panel@pori.hk.